


## How to vote with a paper ballot

At the polling place, you can choose to use a pen to mark a paper ballot or use the tablet to mark a paper ballot.

### Mark your ballot

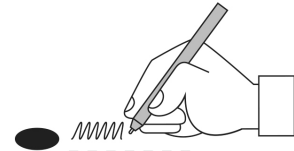
Fill in the bubble to the left of your choice.

Use only a blue or black ballpoint ink pen. Do not use red ink pens, Sharpies, markers or any other type of pen.



**Do not sign your name** on your ballot, write your initials, or write any other words or marks on your voted ballot.


To vote for a qualified write-in candidate, write their name on the blank line at the end of the list of candidates. Then fill in the bubble next to that name.




A list of qualified write-in candidates is available at the polling place on Election Day. The list is posted on our website at [www.votescount.com](http://www.votescount.com) 13 days before the election.

### Check your ballot carefully


If you make a mistake, ask a poll worker for a new ballot or follow the instructions in your ballot packet.



Don't vote for too many.



Vote for the number allowed.



Always fill in the bubble on a write-in vote.

### Deposit your ballot in the ballot box

After you have marked your ballot, take it to the ballot box and deposit it.

Your ballot will be scanned and counted at the Elections Office located at 701 Ocean Street, Room 310, in Santa Cruz.