


# STATEMENT OF VOTE



We the people of the United States, in order to form a more perfect union...

## November 2, 2004 Presidential General Election



Prepared by:  
Gail L. Pellerin  
Santa Cruz County Clerk  
701 Ocean St., Room 210  
Santa Cruz, CA 95060  
831-454-2060 / 1-866-282-5900  
[www.votescount.com](http://www.votescount.com)



# County of Santa Cruz

## COUNTY CLERK / ELECTIONS

701 OCEAN STREET, ROOM 210, SANTA CRUZ, CA 95060-4076  
831-454-2060 TOLL-FREE: 866-282-5900 FAX: 831 454-2445 TDD: 831-454-2123  
E-MAIL: [gail.pellerin@co.santa-cruz.ca.us](mailto:gail.pellerin@co.santa-cruz.ca.us)  
Web Sites: [www.scco clerk.com](http://www.scco clerk.com) & [www.votescount.com](http://www.votescount.com)

GAIL L. PELLERIN, COUNTY CLERK

November 23, 2004

## INFORMATION REGARDING THE STATEMENT OF VOTE

This Statement of Vote is prepared and issued pursuant to Elections Code Section 15372 - 15374.

### **HOW RESULTS ARE COMPILED**

The Statement of Vote reports shows results by “consolidated” voting precinct for each contest on the ballot. The Statement of the Vote also reports the absentee results by “consolidated” voting precinct. The voting precinct number for absentees begins with “800” followed by the consolidated voting precinct number.

After the precinct pages, the report shows results by grand totals and absentee totals by Congressional District, State Senate Districts, State Assembly District, Supervisorial District, each of the four incorporated cities and the unincorporated area of the county.

### **ABSENTEE AND MAIL BALLOT PRECINCT RESULTS**

The Statement of the Vote also reports the absentee results by consolidated voting precinct. The voting precinct number for absentees begins with “800” followed by the consolidated voting precinct number.

Precincts with just 4 digits are the polling place results. If the words “Mail Ballot” follow the 4-digit number, you will find results for those Mail Ballot precincts with the absentee precincts which have an “800” in front of the 4-digit number. In cases where less than 10 voters voted from a mail ballot precinct, those votes have been merged with another precinct in order to protect the secrecy of the ballot.

### **OTHER REPORTS INCLUDED**

Three election result summaries are included: The Final Official Results; the Absentee ballots counted election night; and the Semi-Official Election Night Results.

Absentee or Vote-By-Mail ballot statistical reports are provided showing the total number of ballots issued by voting precinct and the method of issuing, and then the total number of ballots returned by voting precinct.

The Provisional Ballot Report shows how many voters voted by provisional ballot, how many of those were counted in its entirety, how many were not counted, the breakdown of reasons why ballots were not counted, and the total number of ballots that were partially counted. Under a new law, voters who vote a ballot from another precinct must have their votes remade for those contests in which they are eligible to vote. The same holds true for a voter who votes a political party ballot other than the one they are eligible to vote. In that case, the voter's nonpartisan votes will be counted.

A report showing the registration by District broken down by political party is also provided. The total number is a bit higher than the total number of voters listed in the Statement of Vote due to those voters who were found eligible to vote in the days before the election and after the numbers were locked in for ballot counting.

Finally, there is a list of the 158 polling places used in the March election indicating which registration precincts were consolidated to form the voting precinct. For each election, the county's 360 or more registration precincts are consolidated into voting precincts. The number of voting precincts is related to the number of various unique ballot types there are in the county for the particular election. In March, there were 198 voting precincts – 158 of which were assigned to a polling place, and 40 assigned to an all mail ballot precinct.

The key to registration precincts is: 1<sup>st</sup> digit = supervisorial district' 2<sup>nd</sup> digit = city, where 1 = Santa Cruz, 2 = Capitola, 3 = Watsonville, 4= Scotts Valley and 0 = unincorporated; 3<sup>rd</sup> digit designates the council district in Watsonville. The 4<sup>th</sup> digit is random.

### **COST AND INFORMATION**

Bound copies of this Statement of Vote may be purchased for \$25 or individual pages for 50 cents per page.

If you have any questions concerning any portion of this Statement of Vote or need additional copies, please contact the Santa Cruz County Elections Department, 701 Ocean St., Room 210, Santa Cruz, CA, 95060; phone 831-454-2060; FAX 831-454-2445; Toll-Free 1-866-282-5900; website [www.votescount.com](http://www.votescount.com)



**STATEMENT OF VOTE**  
**NOVEMBER 2, 2004**  
 Presidential General Election

Table of Contents

<b>Certification of the Votes Cast .....</b>	<b>i</b>
<b>Voter Registration and Turnout Statistics .....</b>	<b>ii</b>
<b>Federal Office</b>	
President and Vice President of the United States .....	1
United States Senator .....	1
U.S. Representative – 14 <sup>th</sup> District .....	12
U.S. Representative – 17 <sup>th</sup> District .....	18
<b>State Offices</b>	
State Senator – 11 <sup>th</sup> District .....	25
State Senator – 15 <sup>th</sup> District .....	31
State Assembly – 27 <sup>th</sup> District .....	38
State Assembly – 28 <sup>th</sup> District .....	47
<b>Boards of Education / Community Colleges / School Districts</b>	
County Board of Education – Area 3.....	51
West Valley-Mission Community College – Area 2 .....	55
West Valley-Mission Community College – Area 3 .....	58
San Lorenzo Valley Unified School District – Area 5 .....	61
Pajaro Valley Unified School District – Area 2 .....	65
Pajaro Valley Unified School District – Area 3 .....	68
Pajaro Valley Unified School District – Area 6 .....	71
Los Gatos-Saratoga Union High School District .....	74
Santa Cruz City School District – Area 1 (inside city) .....	77
Scotts Valley Unified School District .....	83
Aromas-San Juan Unified School District .....	86
Bonny Doon Union Elementary School District .....	89
Live Oak School District .....	92
Loma Prieta Joint Union Elementary School District.....	95
Soquel Union Elementary School District .....	98
<b>County Offices</b>	
Supervisor – 5 <sup>th</sup> District.....	101
<b>City Offices</b>	
City of Capitola Council Member and Treasurer .....	106
City of Santa Cruz Council Member .....	109
City of Scotts Valley Council Member .....	113
City of Watsonville Council Member – District 1.....	116
City of Watsonville Council Member – District 2.....	119
City of Watsonville Council Member – District 6.....	122

<b>Fire Districts</b>	
Aptos/La Selva Fire Protection District.....	125
Ben Lomond Fire Protection District .....	128
Pajaro Valley Fire Protection District.....	131
<b>Water Districts</b>	
San Lorenzo Valley Water District .....	134
<b>Recreation District</b>	
Boulder Creek Recreation and Park District.....	137
<b>Port District</b>	
Santa Cruz Port District .....	140
<b>State Propositions</b>	
<b>Legislative Constitutional Amendment</b>	
1A – Protection of Local Government Revenues .....	145
59 – Public Records, Open Meetings.....	145
60 – Election Rights of Political Parties.....	145
60A – Surplus Property .....	145
<b>Initiative Constitutional Amendments and Statutes</b>	
61 – Children’s Hospital Projects. Grant Programs.....	156
62 – Elections. Primaries .....	156
63 – Mental Health Services Expansion. Funding.....	156
64 – Limits on Private Enforcement of Unfair Business Competition Laws.....	156
65 – Local Government Funds, Revenues. State Mandates.....	167
66 – Limitations on “3 Strikes” Law. Sex Crimes. Punishment.....	167
67 – Emergency Medical Services. Funding. Telephone Surcharge.....	167
68 – Non-Tribal Commercial Gambling Expansion .....	167
69 – DNA Samples. Collection Database .....	178
70 – Tribal Gaming Compacts. Exclusive Gaming Rights.....	178
71 – Stem Cell Research. Funding. Bonds. ....	178
<b>Referendum</b>	
72 – Health Care Coverage Requirements .....	178
<b>Local Measures</b>	
H – West Valley-Mission Community College Bond.....	189
J – County of Santa Cruz. Local Transportation Improvement Act .....	192
K – Unincorporated Santa Cruz County. 911 Fee Repeal. Initiative .....	203
L – City of Santa Cruz. Charter Amendment. Mail Ballot Elections.....	211
M –City of Santa Cruz. Charter Amendment. Term Limit Clarification .....	211
N – City of Santa Cruz. Charter Amendment. Ordinances on Internet.....	211
O – City of Santa Cruz. Charter Amendment. City Clerk Records .....	211
P – City of Capitola. ¼ Cent Sales Tax Increase .....	215
Q – City of Watsonville. ¼ Cent Sales Tax Increase.....	218
R – City of Watsonville. Advisory Vote on Sales Tax .....	218
S – City of Watsonville. Article 34 affordable housing.....	218
T – City of Watsonville. 911 Repeal. Initiative .....	218
U – Ben Lomond Fire District. Board Expansion.....	221

**Write-In Candidates**

President.....224  
United States Senator.....224  
14<sup>th</sup> Congressional District.....224  
17<sup>th</sup> Congressional District.....224  
City of Santa Cruz. Member of City Council.....224

**Vote Summaries**

Final Election Results Summary .....225  
Semi-Official Election Results Summary from Election Night.....231

**Absentee Statistics**

Application Totals.....243  
Return Data.....255  
Challenge Statistics .....267

**Provisional Ballot Statistics**

Breakdown by Voting Precinct .....275

**Voter Registration**

Voter Registration Recap .....285  
District Statistics Summary .....286

**Precinct Information**

Voting Precinct/Regular Precinct Cross-Reference .....288  
Ballot Type/Voting Precinct/Registration Cross-Reference .....301  
List of Polling Places with Consolidations .....305  
Mail Ballot Precinct List.....320

# Certification of the Votes Cast

*State of California* }  
*County of Santa Cruz* } *ss.*

I, Gail L. Pellerin, County Clerk of the County of Santa Cruz, do hereby certify that the following is a full, true and correct statement of the result of the official canvass of the returns of the November 2, 2004 Presidential General Election.

*I hereby set my hand and seal this 23<sup>rd</sup> day of November, 2004.*

By \_\_\_\_\_  
*Gail L. Pellerin*  
*Santa Cruz County Clerk*

## Voter Registration and Turnout Statistics for Santa Cruz County

<b>Election Date</b>	<b>Registration</b>	<b>Turnout</b>	<b>Percent</b>	<b>Absentees Issued</b>	<b>Absentees Counted<sup>1</sup></b>
June 1976	84,034	61,890	73.6	NA	3,185
Nov 1976	96,035	75,970	79.1	NA	4,004
June 1978	103,701	68,231	65.7	NA	3,670
Nov 1978	97,232	68,494	70.4	NA	3,778
Nov 1979	97,780	40,486	41.4	NA	2,222
June 1980	102,045	74,016	72.5	NA	3,997
Nov 1980	112,457	87,269	77.6	NA	6,013
Nov 1981	105,590	27,825	26.3	NA	NA
June 1982	105,337	64,437	61.2	4,828	3,793
Nov 1982	111,494	78,946	70.8	6,810	5,962
Nov 1983	104,796	33,303	31.7	6,363	3,908
June 1984	110,719	61,245	51.3	5,548	4,600
Nov 1984	124,836	97,155	77.8	11,502	10,402
Nov 1985	118,854	33,866	28.5	4,665	3,283
June 1986	114,171	54,939	48.1	6,646	5,403
Nov 1986	117,615	75,063	63.8	9,093	7,698
Oct 1987 <sup>2</sup>	8,849	3,695	41.7	8,849	3,695
Nov 1987	113,846	25,743	25.5	4,797	3,310
June 1988	118,741	74,940	63.1	9,376	7,809
Nov 1988	132,816	106,088	79.9	23,326	18,064
Nov 1989 <sup>3</sup>	1,758	165	9.3	43	27
Nov 1989 <sup>4</sup>	390	166	42.5	15	13

<sup>1</sup> Absentees counted excludes mail ballot precincts.

<sup>2</sup> San Lorenzo Valley Water District all mail ballot election.

<sup>3</sup> Central Water District Board of Directors Election

<sup>4</sup> Pacific School Tax Measure



<b>Election Date</b>	<b>Registration</b>	<b>Turnout</b>	<b>Percent</b>	<b>Absentees Issued</b>	<b>Absentees Counted<sup>5</sup></b>
June 1990	122,505	57,756	47.2	10,736	8,627
Nov 1990	129,150	82,392	63.8	21,382	17,628
June 1992	133,334	69,646	52.2	14,178	12,013
Nov 1992	148,281	116,527	78.6	29,640	26,586
April 1993 <sup>6</sup>	103,451	31,976	30.9	17,536	11,771
June 1993 <sup>7</sup>	103,271	33,886	32.8	19,703	14,619
Aug 1993 <sup>8</sup>	121,110	33,619	27.8	20,796	15,733
Nov 1993 <sup>9</sup>	140,007	66,056	47.2	30,997	24,470
June 1994	132,139	58,040	44.0	17,505	15,422
Nov 1994	140,960	93,644	66.4	36,146	30,680
Nov 1995 <sup>10</sup>	2,415	729	30.2	340	238
Dec 1995 <sup>11</sup>	33,089	10,513	31.8	6,100	4,729
March 1996	133,652	65,981	49.4	25,862	20,441
June 1996 <sup>12</sup>	2,348	783	33.3	475	403
Nov 1996	148,663	104,085	70.0	37,145	28,281
June 1997 <sup>13</sup>	74,468	17,498	23.5	10,297	8,170
Nov 1997 <sup>14</sup>	6,600	3,849	58.3	All mail	All mail
April 1998 <sup>15</sup>	64,593	17,073	26.4	8,867	6,973
April 1998 <sup>16</sup>	737	339	46.0	274	235

<sup>5</sup> Absentees counted excludes mail ballot precincts.

<sup>6</sup> 17<sup>th</sup> Congressional District Special Vacancy Election

<sup>7</sup> 17<sup>th</sup> Congressional District Run-off Election

<sup>8</sup> 27<sup>th</sup> Assembly District Special Vacancy Election

<sup>9</sup> Special Statewide Election consolidated with 27<sup>th</sup> AD run-off

<sup>10</sup> Loma Prieta Elementary School District Gann Limit Measure & Aromas Fire Board

<sup>11</sup> 15<sup>th</sup> Congressional District Special Vacancy Election

<sup>12</sup> Loma Prieta Elementary School District Gann Limit. Measure P

<sup>13</sup> County Parks and Recreation (CSA 11) special tax, Measure A

<sup>14</sup> Special District Election, Scotts Valley Drive, Measure D – All mail ballot election

<sup>15</sup> Santa Cruz High School & Elementary School District Bonds, Measures E & H

<sup>16</sup> Lakeside School District Bond, Measure B.

Voter Registration and Turnout Statistics for Santa Cruz County					
Election Date	Registration	Turnout	Percent	Absentees Issued	Absentees Counted <sup>17</sup>
June 1998	130,197	66,826	51.3	26,359	20,774
Nov 1998	137,955	86,634	62.8	32,199	25,502
Mar 1999 <sup>18</sup>	37,232	8,862	23.9	3,923	3,234
June 1999 <sup>19</sup>	6,509	3,989	61.3	2,342	2,077
Aug 1999 <sup>20</sup>	705	429	60.9	230	215
Nov 1999 <sup>21</sup>	4,959	1,627	32.8	1,167	888
Nov 1999 <sup>22</sup>	682	279	40.9	All mail	All mail
March 2000	134,997	79,746	59.1	26,535	22,267
Nov 2000	145,214	109,266	75.2	39,155	30,388
June 2001 <sup>23</sup>	2,396	1,319	55.1	All mail	All mail
June 2001 <sup>24</sup>	8	8	100.0	8	8
June 2001 <sup>25</sup>	11	11	100.0	11	11
Jan 2002 <sup>26</sup>	18	18	100.0	All mail	All mail
March 2002	127,582	62,317	48.8	22,269	16,025
Election Date	Registration	Turnout	Percent	Absentees Issued	Absentees Counted <sup>27</sup>
Nov 2002	135,553	80,021	59.0	33,718	26,428
June 2003 <sup>28</sup>	15,124	5392	35.7	2,670	2028
June 2003 <sup>29</sup>	34,663	11,124	32.1	5,961	4,540

<sup>17</sup> Absentees counted **EXCLUDES** mail ballot precincts.

<sup>18</sup> City of Santa Cruz Fluoride Initiative, Measure N.

<sup>19</sup> City of Scotts Valley Glenwood Referendum, Measures O & P.

<sup>20</sup> City of Watsonville, District 1 Special Vacancy Election (term expires 12/2000)

<sup>21</sup> Pajaro Valley Unified School District, Area 6, Special Vacancy Election.

<sup>22</sup> Salsipuedes Sanitary District Board of Directors – all mail ballot election

<sup>23</sup> Loma Prieta Joint Union Elementary School District Special Tax, Measure E – all mail ballot election

<sup>24</sup> Transfer 7 parcels from SLVUSD to SVUSD, Measure W – all mail ballot election

<sup>25</sup> Transfer 16 parcels from SVUSD to LG-SJUHSD, Measure X – all mail ballot election

<sup>26</sup> Depot Hill GHAD Special Governing Board Election – Landowner District Election

<sup>27</sup> Absentees from this point forward **INCLUDES** ballots cast by voters assigned to Mail Ballot Precincts.

<sup>28</sup> San Lorenzo Valley Unified School District, Measure A, parcel tax

<sup>29</sup> Santa Cruz City Elementary School District, Measure B, parcel tax

<b>Election Date</b>	<b>Registration</b>	<b>Turnout</b>	<b>Percent</b>	<b>Absentees Issued</b>	<b>Absentees Counted</b>
June 2003 <sup>30</sup>	5,775	1,150	19.9	1,559	776
Oct 2003 <sup>31</sup>	129,912	94,759	72.9	36,704	32,310
Mar 2004	132,307	74,671	56.4%	33,307	25,950
April 2004 <sup>32</sup>	689	327	47.5%	All mail	All mail
May 2004 <sup>33</sup>	2	2	100.0%	All mail	All mail
Nov 2004	148,185	123,275	83.2%	53,356	46,993

---

<sup>30</sup> Pajaro Valley Fire Protection District, Measure C, bond measure

<sup>31</sup> Statewide Special Election to Recall Governor Gray Davis, plus Props. 53 and 54

<sup>32</sup> Special Election for CSA 11L – all Mail Ballot Election

<sup>33</sup> School District Reorganization – 1 parcel

1	President and Vice President United States Senator															
	Registration	Ballots Cast	Turnout (%)		President And Vice President (1) Peroutka/Baldwin AIP	Peltier/Jordan PAF	Kerry/Edwards DEM	Cobb/La Marche GRE	Bush/Cheney REP	Badnarik/Campagna LIB		United States Senator Vote for 1 Bill Jones REP	Don J. Grundmann AIP	James P. 'Jim' Gray LIB	Marsha Feinland PAF	Barbara Boxer DEM
1001	37	0	0.0		0	0	0	0	0	0		0	0	0	0	0
1002	1412	746	52.8		0	2	618	7	106	6		98	6	13	30	578
1004	15	0	0.0		0	0	0	0	0	0		0	0	0	0	0
1005	1271	679	53.4		2	2	547	2	112	4		94	6	12	37	503
1006	1070	566	52.9		1	2	455	9	92	4		80	3	11	26	425
1007	84	0	0.0		0	0	0	0	0	0		0	0	0	0	0
1008	1027	554	53.9		2	0	435	7	105	2		86	10	13	25	396
1009	655	356	54.4		0	0	276	1	74	1		62	2	5	12	269
1010	912	485	53.2		1	1	367	9	99	3		88	5	11	20	347
1011	1302	719	55.2		2	4	552	3	147	2		112	7	22	27	527
1012	30	0	0.0		0	0	0	0	0	0		0	0	0	0	0
1013	1004	411	40.9		2	0	291	2	114	1		94	3	5	12	284
1014	206	0	0.0		0	0	0	0	0	0		0	0	0	0	0
1015	755	451	59.7		1	1	352	1	88	5		85	3	13	9	335
1016	601	289	48.1		0	0	192	2	90	2		91	4	6	5	172
1017	852	484	56.8		5	2	386	2	84	1		78	5	12	12	363
1018	187	0	0.0		0	0	0	0	0	0		0	0	0	0	0
1019	620	357	57.6		0	1	302	1	49	0		44	4	4	16	279
1020	961	516	53.7		3	3	396	2	102	6		79	10	21	17	374
1021	80	0	0.0		0	0	0	0	0	0		0	0	0	0	0
1022	852	452	53.1		2	4	345	1	93	5		70	5	15	12	338
1023	468	183	39.1		0	0	131	2	48	0		51	2	7	6	115
1024	740	420	56.8		0	2	319	2	91	3		84	2	14	16	281
1026	955	506	53.0		2	0	394	1	98	3		86	9	11	12	376
1027	873	441	50.5		0	4	342	2	83	3		73	10	12	13	324
1028	955	572	59.9		5	1	396	8	148	9		138	4	16	26	379
1029	346	167	48.3		0	1	116	1	46	0		51	1	4	3	104
1030	818	447	54.6		1	0	358	4	77	1		74	6	11	15	326
1035	631	338	53.6		2	0	244	1	82	2		84	4	7	5	234
1037	453	281	62.0		0	0	165	1	107	3		102	6	6	1	160
1038	1397	739	52.9		4	2	489	2	223	10		230	7	17	10	454
1039	1447	667	46.1		4	2	437	5	211	2		188	4	13	22	422
1041	367	211	57.5		1	1	176	1	31	0		21	3	8	6	168
1044	32	0	0.0		0	0	0	0	0	0		0	0	0	0	0
1045	81	0	0.0		0	0	0	0	0	0		0	0	0	0	0
1046	17	0	0.0		0	0	0	0	0	0		0	0	0	0	0
1048	529	252	47.6		0	0	140	0	108	1		111	0	4	2	130
1050	415	192	46.3		0	1	124	1	62	2		64	1	5	5	115
1051	10	0	0.0		0	0	0	0	0	0		0	0	0	0	0
1052	96	0	0.0		0	0	0	0	0	0		0	0	0	0	0
1053	2	0	0.0		0	0	0	0	0	0		0	0	0	0	0
1055	9	0	0.0		0	0	0	0	0	0		0	0	0	0	0
1057	238	0	0.0		0	0	0	0	0	0		0	0	0	0	0
1058	45	0	0.0		0	0	0	0	0	0		0	0	0	0	0
1059	3	0	0.0		0	0	0	0	0	0		0	0	0	0	0
1060	999	538	53.9		5	0	392	2	131	5		115	5	11	17	372
1061	1252	643	51.4		4	2	468	2	155	5		153	6	18	13	432
1064	187	0	0.0		0	0	0	0	0	0		0	0	0	0	0
1065	47	0	0.0		0	0	0	0	0	0		0	0	0	0	0
1069	115	0	0.0		0	0	0	0	0	0		0	0	0	0	0
1075	31	0	0.0		0	0	0	0	0	0		0	0	0	0	0
1076	8	0	0.0		0	0	0	0	0	0		0	0	0	0	0
1077	53	0	0.0		0	0	0	0	0	0		0	0	0	0	0
1078	176	0	0.0		0	0	0	0	0	0		0	0	0	0	0
1079	9	0	0.0		0	0	0	0	0	0		0	0	0	0	0
1101	681	382	56.1		1	0	290	2	75	7		68	3	11	9	278
1103	811	417	51.4		0	1	294	2	114	1		107	3	6	12	277
1113	699	285	40.8		3	0	201	2	71	4		68	2	8	7	189
1201	265	0	0.0		0	0	0	0	0	0		0	0	0	0	0
1202	639	291	45.5		0	0	209	0	77	2		74	3	9	9	189
2001	1085	582	53.6		5	2	396	0	167	3		125	8	11	16	410
2002	3	0	0.0		0	0	0	0	0	0		0	0	0	0	0
2003	186	0	0.0		0	0	0	0	0	0		0	0	0	0	0
2004	644	373	57.9		1	0	253	3	109	5		97	1	18	4	243
2005	22	0	0.0		0	0	0	0	0	0		0	0	0	0	0
2006	916	471	51.4		0	3	311	3	152	1		130	3	10	12	307
2007	32	0	0.0		0	0	0	0	0	0		0	0	0	0	0
2008	629	334	53.1		0	2	198	1	122	3		101	0	14	12	200
2009	149	0	0.0		0	0	0	0	0	0		0	0	0	0	0



1	President and Vice President United States Senator															
	Registration	Ballots Cast	Turnout (%)		President And Vice President (1) Peroutka/Baldwin AIP	Peltier/Jordan PAF	Kerry/Edwards DEM	Cobb/La Marche GRE	Bush/Cheney REP	Badnarik/Campagna LIB		United States Senator Vote for 1 Bill Jones REP	Don J. Grundmann AIP	James P. 'Jim' Gray LIB	Marsha Feinland PAF	Barbara Boxer DEM
3014	64	0	0.0		0	0	0	0	0	0		0	0	0	0	0
3101	453	235	51.9		2	0	181	1	45	3		49	5	7	10	160
3102	1381	748	54.2		1	1	628	3	102	2		94	5	15	23	590
3103	1243	666	53.6		2	2	548	10	91	3		86	7	12	26	504
3104	1409	839	59.5		0	4	712	9	95	7		88	6	20	25	670
3105	1090	613	56.2		0	0	473	4	126	5		123	2	10	17	454
3108	1025	595	58.0		0	5	525	3	52	2		49	5	13	23	496
3113	1015	587	57.8		3	2	458	2	108	3		92	8	12	21	436
3114	1277	796	62.3		2	14	707	8	48	3		44	10	16	42	662
3115	1108	646	58.3		2	6	559	10	58	2		61	8	12	25	524
3116	1069	625	58.5		3	1	556	8	46	7		49	7	20	37	500
3119	1279	771	60.3		1	5	687	10	50	6		48	1	23	36	635
3121	1114	632	56.7		2	7	550	6	51	3		47	5	15	35	506
3122	584	365	62.5		1	1	333	7	18	0		10	2	9	23	304
3123	1090	583	53.5		2	7	503	9	49	2		43	10	27	34	448
3125	821	438	53.3		1	1	368	1	63	3		63	4	15	10	335
3129	744	424	57.0		1	1	356	5	57	0		51	3	7	7	352
3130	1284	736	57.3		1	5	589	6	121	2		106	5	16	30	566
3140	773	389	50.3		0	0	293	0	91	2		86	0	8	4	281
3143	623	380	61.0		1	1	340	1	31	1		31	1	7	11	323
3145	1229	681	55.4		0	3	589	6	74	5		72	7	16	20	548
3146	1247	747	59.9		0	4	667	7	61	1		38	3	14	25	641
3148	862	533	61.8		0	7	470	9	36	3		40	3	10	26	440
3151	815	529	64.9		0	2	423	9	83	0		76	4	6	19	414
3153	1203	719	59.8		0	4	589	9	104	2		87	10	19	23	547
3158	741	407	54.9		2	2	339	1	58	0		53	5	4	15	323
3160	672	415	61.8		0	2	392	5	10	1		9	3	8	20	359
3161	398	315	79.1		1	0	286	2	20	1		13	2	9	18	257
3163	714	550	77.0		0	7	466	8	38	3		31	6	15	40	432
3165	557	417	74.9		0	4	371	10	16	3		7	7	15	41	326
3166	458	334	72.9		0	3	308	6	9	1		6	4	10	21	272
3168	381	295	77.4		1	1	257	4	27	0		22	5	5	14	231
3169	455	344	75.6		1	0	291	3	28	0		21	2	8	24	256
3171	1056	622	58.9		1	0	508	2	102	4		85	7	13	16	475
3178	946	507	53.6		1	10	435	8	45	1		36	4	17	32	398
3181	608	380	62.5		2	6	336	3	25	4		19	2	10	12	330
4001	2	0	0.0		0	0	0	0	0	0		0	0	0	0	0
4007	1165	524	45.0		0	0	318	2	196	2		163	2	12	15	318
4008	0	0	n/a		0	0	0	0	0	0		0	0	0	0	0
4009	107	0	0.0		0	0	0	0	0	0		0	0	0	0	0
4014	37	0	0.0		0	0	0	0	0	0		0	0	0	0	0
4016	614	324	52.8		0	1	240	3	71	2		43	3	6	10	252
4017	27	0	0.0		0	0	0	0	0	0		0	0	0	0	0
4018	463	231	49.9		1	2	181	3	34	1		25	1	1	6	188
4022	80	0	0.0		0	0	0	0	0	0		0	0	0	0	0
4023	63	0	0.0		0	0	0	0	0	0		0	0	0	0	0
4026	528	266	50.4		1	0	157	1	104	2		107	1	6	6	146
4027	19	0	0.0		0	0	0	0	0	0		0	0	0	0	0
4029	0	0	n/a		0	0	0	0	0	0		0	0	0	0	0
4030	616	304	49.4		3	1	145	1	145	5		138	2	6	4	150
4031	7	0	0.0		0	0	0	0	0	0		0	0	0	0	0
4032	0	0	n/a		0	0	0	0	0	0		0	0	0	0	0
4310	540	232	43.0		0	0	185	1	38	2		22	0	7	9	188
4311	494	233	47.2		0	1	194	1	33	1		20	0	3	7	197
4321	1165	451	38.7		3	1	364	5	68	0		51	3	7	12	363
4324	20	0	0.0		0	0	0	0	0	0		0	0	0	0	0
4331	1249	586	46.9		0	0	434	2	141	0		100	2	7	13	448
4333	494	207	41.9		0	0	168	0	34	0		21	1	3	4	173
4341	798	400	50.1		0	1	300	3	88	1		70	2	5	9	305
4344	1125	497	44.2		0	5	351	2	131	1		103	2	6	18	356
4345	806	397	49.3		1	0	273	1	115	4		101	2	8	10	265
4354	937	390	41.6		0	0	311	2	66	2		47	2	9	9	315
4361	1047	488	46.6		4	1	369	2	102	0		72	1	9	13	383
4363	778	360	46.3		0	0	224	1	129	2		99	2	5	8	234
4364	437	237	54.2		0	1	169	2	62	0		52	2	8	9	164
4367	46	0	0.0		0	0	0	0	0	0		0	0	0	0	0
4371	581	324	55.8		1	1	223	0	96	0		82	2	7	3	222
4372	826	387	46.9		2	1	297	0	79	0		60	3	8	11	297
4373	880	461	52.4		5	2	315	2	128	1		108	6	5	12	326

1	President and Vice President United States Senator														
	Registration	Ballots Cast	Turnout (%)	President And Vice President (1) Peroutka/Baldwin AIP	Peltier/Jordan PAF	Kerry/Edwards DEM	Cobb/La Marche GRE	Bush/Cheney REP	Badnarik/Campagna LIB	United States Senator Vote for 1 Bill Jones REP	Don J. Grundmann AIP	James P. 'Jim' Gray LIB	Marsha Ferland PAF	Barbara Boxer DEM	
4374	702	336	47.9	1	2	205	0	117	1	108	5	1	6	212	
5000	3	0	0.0	0	0	0	0	0	0	0	0	0	0	0	
5002	1319	785	59.5	4	2	588	2	170	12	153	12	28	22	557	
5004	702	433	61.7	0	1	322	2	101	3	81	5	10	10	314	
5005	860	535	62.2	1	2	363	2	153	8	137	7	19	14	348	
5006	701	398	56.8	2	1	172	6	206	5	204	5	17	7	156	
5007	114	0	0.0	0	0	0	0	0	0	0	0	0	0	0	
5008	541	298	55.1	2	1	189	1	100	3	91	0	10	7	176	
5009	3	0	0.0	0	0	0	0	0	0	0	0	0	0	0	
5010	809	469	58.0	4	3	353	7	96	4	82	8	18	23	326	
5011	778	457	58.7	0	1	341	5	97	6	88	5	18	12	326	
5012	1222	737	60.3	1	2	541	2	185	6	168	10	25	18	492	
5014	1009	620	61.4	4	5	492	5	104	6	102	8	24	34	439	
5015	126	0	0.0	0	0	0	0	0	0	0	0	0	0	0	
5016	1007	820	81.4	3	2	578	10	209	8	189	5	26	34	543	
5017	36	0	0.0	0	0	0	0	0	0	0	0	0	0	0	
5018	1217	484	39.8	0	3	340	2	132	4	128	6	13	11	313	
5019	1336	749	56.1	3	2	527	5	190	15	172	8	36	28	486	
5020	898	527	58.7	2	1	403	4	103	4	94	7	21	20	375	
5021	880	510	58.0	1	1	385	4	105	11	85	5	36	14	357	
5022	728	343	47.1	0	0	244	1	91	4	87	3	9	6	235	
5023	962	563	58.5	1	1	431	1	121	4	114	2	18	14	401	
5025	88	0	0.0	0	0	0	0	0	0	0	0	0	0	0	
5026	110	0	0.0	0	0	0	0	0	0	0	0	0	0	0	
5027	196	0	0.0	0	0	0	0	0	0	0	0	0	0	0	
5028	32	0	0.0	0	0	0	0	0	0	0	0	0	0	0	
5029	222	0	0.0	0	0	0	0	0	0	0	0	0	0	0	
5031	98	0	0.0	0	0	0	0	0	0	0	0	0	0	0	
5033	603	284	47.1	1	1	191	1	81	6	82	3	13	5	174	
5034	329	197	59.9	2	0	118	1	73	1	75	0	3	4	109	
5035	26	0	0.0	0	0	0	0	0	0	0	0	0	0	0	
5036	182	0	0.0	0	0	0	0	0	0	0	0	0	0	0	
5037	56	0	0.0	0	0	0	0	0	0	0	0	0	0	0	
5038	63	0	0.0	0	0	0	0	0	0	0	0	0	0	0	
5039	54	0	0.0	0	0	0	0	0	0	0	0	0	0	0	
5040	226	0	0.0	0	0	0	0	0	0	0	0	0	0	0	
5041	0	0	n/a	0	0	0	0	0	0	0	0	0	0	0	
5042	0	0	n/a	0	0	0	0	0	0	0	0	0	0	0	
5043	551	277	50.3	3	0	204	2	60	5	57	4	12	3	192	
5044	227	0	0.0	0	0	0	0	0	0	0	0	0	0	0	
5045	477	271	56.8	1	1	171	0	92	2	86	4	11	6	154	
5046	27	0	0.0	0	0	0	0	0	0	0	0	0	0	0	
5047	69	0	0.0	0	0	0	0	0	0	0	0	0	0	0	
5049	208	0	0.0	0	0	0	0	0	0	0	0	0	0	0	
5051	602	253	42.0	0	1	168	4	72	3	80	6	7	1	154	
5052	471	264	56.1	0	2	189	4	66	2	60	4	9	5	181	
5053	12	0	0.0	0	0	0	0	0	0	0	0	0	0	0	
5054	102	0	0.0	0	0	0	0	0	0	0	0	0	0	0	
5055	0	0	n/a	0	0	0	0	0	0	0	0	0	0	0	
5056	72	0	0.0	0	0	0	0	0	0	0	0	0	0	0	
5058	30	0	0.0	0	0	0	0	0	0	0	0	0	0	0	
5059	226	0	0.0	0	0	0	0	0	0	0	0	0	0	0	
5061	143	0	0.0	0	0	0	0	0	0	0	0	0	0	0	
5062	91	0	0.0	0	0	0	0	0	0	0	0	0	0	0	
5063	11	0	0.0	0	0	0	0	0	0	0	0	0	0	0	
5064	61	0	0.0	0	0	0	0	0	0	0	0	0	0	0	
5065	0	0	n/a	0	0	0	0	0	0	0	0	0	0	0	
5066	18	0	0.0	0	0	0	0	0	0	0	0	0	0	0	
5067	26	0	0.0	0	0	0	0	0	0	0	0	0	0	0	
5101	1212	563	46.5	1	7	469	14	57	2	52	9	25	34	414	
5108	1419	697	49.1	2	7	605	7	65	2	53	12	27	30	551	
5110	1066	600	56.3	1	3	475	4	103	3	106	5	18	22	438	
5114	589	312	53.0	0	2	277	1	21	4	18	2	9	12	261	
5162	704	462	65.6	0	3	429	5	17	3	19	4	9	18	385	
5401	894	528	59.1	1	1	289	2	223	9	206	2	10	12	290	
5402	618	272	44.0	1	1	140	0	126	0	108	2	0	3	147	
5403	1445	795	55.0	1	0	497	2	279	7	260	11	16	19	464	
5405	1000	495	49.5	0	1	292	4	191	1	173	4	13	13	278	
5406	1063	559	52.6	1	0	253	1	292	4	269	6	7	7	247	

1	President and Vice President United States Senator															
	Registration	Ballots Cast	Turnout (%)		President And Vice President (1) Peroutka/Baldwin AIP	Peltier/Jordan PAF	Kerry/Edwards DEM	Cobb/La Marche GRE	Bush/Cheney REP	Badnarik/Campagna LIB		United States Senator Vote for 1 Bill Jones REP	Don J. Grundmann AIP	James P. 'Jim' Gray LIB	Marsha Ferland PAF	Barbara Boxer DEM
5407	1055	543	51.5		1	1	299	1	233	1		216	2	5	7	301
5412	0	0	n/a		0	0	0	0	0	0		0	0	0	0	0
5413	1266	690	54.5		2	2	401	2	267	8		253	7	28	12	372
8001001	37	29	78.4		0	0	19	0	9	1		12	0	2	0	15
8001002	1412	425	30.1		0	0	315	6	90	4		85	4	15	16	297
8001004	15	15	100.0		0	0	12	0	3	0		3	0	2	0	10
8001005	1271	353	27.8		0	0	252	1	90	6		76	2	14	10	243
8001006	1070	354	33.1		0	0	248	3	95	1		82	2	6	8	248
8001007	84	72	85.7		0	0	59	0	10	1		11	0	4	2	54
8001008	1027	301	29.3		0	0	212	2	85	0		76	1	4	6	198
8001009	655	207	31.6		2	2	151	2	45	3		43	1	3	3	156
8001010	912	281	30.8		0	1	200	2	72	1		69	0	5	5	196
8001011	1302	339	26.0		1	1	256	3	73	2		68	3	7	10	245
8001012	30	30	100.0		0	0	18	0	11	0		12	0	1	1	15
8001013	1004	450	44.8		1	0	289	1	153	0		148	6	5	9	273
8001014	206	179	86.9		1	0	125	1	48	3		47	1	4	4	119
8001015	755	215	28.5		0	3	155	2	54	0		55	0	3	4	149
8001016	601	247	41.1		0	1	144	2	91	6		92	1	4	7	139
8001017	852	221	25.9		1	2	159	0	56	0		54	3	3	10	147
8001018	187	166	88.8		0	1	117	0	48	0		46	0	3	4	111
8001019	620	164	26.5		0	0	124	1	36	0		40	0	2	4	115
8001020	961	277	28.8		1	4	215	1	53	0		53	3	5	6	207
8001021	80	74	92.5		0	0	45	0	28	0		27	0	1	1	43
8001022	852	247	29.0		1	1	185	3	55	0		42	4	6	7	180
8001023	468	209	44.7		0	0	127	0	75	4		73	0	7	8	117
8001024	740	187	25.3		0	1	135	1	50	0		44	2	1	3	133
8001026	955	281	29.4		1	0	192	2	81	3		70	1	7	4	190
8001027	873	288	33.0		0	1	223	2	60	0		59	1	1	5	213
8001028	955	277	29.0		1	1	176	1	96	0		89	3	7	3	170
8001029	346	145	41.9		0	0	86	0	59	0		54	1	2	2	85
8001030	818	245	30.0		1	2	167	1	71	0		61	0	4	2	171
8001035	631	237	37.6		2	0	126	0	100	2		99	1	4	3	121
8001037	453	118	26.0		1	0	68	1	48	0		43	0	4	0	68
8001038	1397	447	32.0		1	0	275	3	161	5		153	0	15	7	266
8001039	1447	572	39.5		0	1	369	1	188	1		189	1	11	13	351
8001041	367	78	21.3		0	0	56	0	22	0		18	0	3	1	54
8001044	32	32	100.0		0	0	25	0	6	1		6	1	0	2	22
8001045	81	75	92.6		0	0	52	0	23	0		24	0	2	0	47
8001046	17	15	88.2		0	0	12	0	3	0		3	0	0	0	12
8001048	529	206	38.9		1	0	83	0	118	2		118	0	4	0	82
8001050	415	169	40.7		0	1	83	1	81	0		79	2	0	2	83
8001051	10	0	0.0		0	0	0	0	0	0		0	0	0	0	0
8001052	96	82	85.4		0	0	44	1	35	0		35	3	2	0	41
8001053	2	0	0.0		0	0	0	0	0	0		0	0	0	0	0
8001055	9	0	0.0		0	0	0	0	0	0		0	0	0	0	0
8001057	238	221	92.9		0	0	145	3	64	5		69	4	10	3	131
8001058	45	39	86.7		0	0	18	0	18	2		20	0	0	2	16
8001059	3	1	33.3		0	0	1	0	0	0		0	0	0	0	1
8001060	999	327	32.7		0	0	228	2	93	2		91	0	4	3	225
8001061	1252	441	35.2		0	3	296	2	133	1		130	3	5	4	293
8001064	187	162	86.6		0	0	88	1	71	2		70	0	3	1	84
8001065	47	43	91.5		0	0	30	0	12	0		15	0	0	0	28
8001069	115	99	86.1		1	0	75	0	19	2		17	0	3	6	67
8001075	31	26	83.9		0	0	21	0	5	0		5	0	0	0	20
8001076	8	0	0.0		0	0	0	0	0	0		0	0	0	0	0
8001077	53	47	88.7		0	0	41	0	4	1		4	0	1	0	40
8001078	176	157	89.2		0	1	105	1	49	1		49	2	2	1	99
8001079	9	6	66.7		0	0	6	0	0	0		1	0	0	0	5
8001101	681	216	31.7		0	0	147	5	59	0		58	0	3	2	147
8001103	811	312	38.5		0	1	199	1	103	5		95	1	6	4	195
8001113	699	325	46.5		0	1	182	1	134	2		141	0	8	5	166
8001201	265	205	77.4		3	1	150	0	49	0		40	5	5	10	140
8001202	639	212	33.2		1	0	146	2	56	3		45	3	4	2	154
8002001	1085	279	25.7		0	1	193	0	78	2		65	0	6	9	192
8002002	3	2	66.7		0	0	1	1	0	0		1	0	0	1	0
8002003	186	157	84.4		0	0	102	0	54	0		43	3	1	4	101
8002004	644	177	27.5		0	0	122	2	53	0		56	0	4	1	113
8002005	22	21	95.5		0	0	7	0	13	0		12	0	1	0	8
8002006	916	297	32.4		0	1	161	1	128	2		127	0	4	6	157



1	President and Vice President United States Senator															
	Registration	Ballots Cast	Turnout (%)		President And Vice President (1) Peroutka/Baldwin AIP	Peltier/Jordan PAF	Kerry/Edwards DEM	Cobb/La Marche GRE	Bush/Cheney REP	Badnarik/Campagna LIB		United States Senator Vote for 1 Bill Jones REP	Don J. Grundmann AIP	James P. 'Jim' Gray LIB	Marsha Ferland PAF	Barbara Boxer DEM
8002007	32	26	81.3		0	0	23	0	3	0		4	1	0	0	21
8002008	629	100	15.9		1	1	57	3	36	1		38	2	1	3	55
8002009	149	131	87.9		0	2	107	2	19	0		15	1	5	3	106
8002010	793	299	37.7		2	0	179	2	105	5		98	5	7	7	177
8002011	10	0	0.0		0	0	0	0	0	0		0	0	0	0	0
8002013	542	214	39.5		0	0	122	1	83	2		79	1	6	2	124
8002014	9	7	77.8		0	0	7	0	0	0		0	0	1	1	5
8002015	7	12	171.4		0	0	7	0	3	1		4	0	2	1	5
8002016	11	11	100.0		0	0	2	0	9	0		9	0	0	0	2
8002017	78	71	91.0		2	0	52	2	14	0		19	1	1	2	46
8002020	76	69	90.8		2	0	43	0	22	0		23	1	1	1	43
8002021	101	92	91.1		0	0	35	1	54	0		49	1	1	0	36
8002022	449	106	23.6		0	0	48	1	55	0		53	1	0	4	47
8002023	1081	329	30.4		1	1	224	3	94	1		91	0	9	6	219
8002024	997	367	36.8		0	0	255	0	104	2		106	1	7	4	243
8002025	594	171	28.8		2	1	127	0	37	1		38	0	1	7	122
8002026	426	161	37.8		0	0	117	0	43	0		38	0	2	0	118
8002027	56	38	67.9		0	0	23	1	14	0		18	0	2	0	18
8002029	918	285	31.0		1	2	187	2	81	3		81	1	1	8	193
8002030	999	284	28.4		0	0	185	2	92	1		90	3	7	5	177
8002031	845	280	33.1		0	1	182	2	92	1		88	0	6	5	177
8002032	1045	274	26.2		2	1	165	0	97	3		103	0	6	3	160
8002033	1323	386	29.2		0	3	253	0	125	3		103	2	5	6	264
8002034	82	66	80.5		0	0	43	0	22	0		25	0	1	1	38
8002035	1227	354	28.9		3	0	243	0	103	3		108	1	6	1	233
8002036	25	25	100.0		0	0	16	0	7	0		10	0	0	0	15
8002037	513	157	30.6		0	0	94	3	59	1		57	0	0	3	95
8002038	534	159	29.8		0	0	84	1	73	1		76	0	2	2	78
8002039	53	47	88.7		0	0	39	0	8	0		11	1	1	2	31
8002040	883	321	36.4		0	2	184	1	131	2		126	0	6	7	176
8002041	484	170	35.1		0	1	110	0	59	0		55	1	0	3	111
8002042	58	40	69.0		0	0	29	1	10	0		6	1	1	1	28
8002043	13	13	100.0		0	0	6	0	7	0		7	0	0	0	6
8002044	5	0	0.0		0	0	0	0	0	0		0	0	0	0	0
8002046	149	127	85.2		1	0	72	0	51	0		51	0	1	1	73
8002048	904	292	32.3		0	0	207	0	80	1		74	1	8	4	201
8002049	55	45	81.8		0	0	36	0	9	0		10	0	0	3	31
8002050	0	0	n/a		0	0	0	0	0	0		0	0	0	0	0
8002051	1437	475	33.1		1	0	326	0	136	4		131	0	8	6	322
8002052	1199	461	38.4		1	1	238	1	205	6		206	3	7	3	232
8002053	1232	481	39.0		0	2	285	1	188	1		184	4	1	4	271
8002054	711	237	33.3		0	1	147	0	84	0		78	1	3	3	145
8002055	475	147	30.9		0	0	111	1	32	2		36	0	6	2	102
8002056	0	0	n/a		0	0	0	0	0	0		0	0	0	0	0
8002057	135	124	91.9		0	0	82	0	41	0		34	0	4	2	80
8002058	134	120	89.6		0	0	72	0	46	1		43	0	2	3	70
8002059	0	0	n/a		0	0	0	0	0	0		0	0	0	0	0
8002060	13	12	92.3		0	0	9	0	3	0		2	0	0	0	10
8002061	0	0	n/a		0	0	0	0	0	0		0	0	0	0	0
8002062	24	17	70.8		0	0	11	0	6	0		5	0	0	1	11
8002063	1037	355	34.2		0	0	224	2	121	1		121	0	12	4	213
8002064	0	0	n/a		0	0	0	0	0	0		0	0	0	0	0
8002201	1039	295	28.4		0	0	206	0	85	1		81	3	5	6	195
8002202	695	213	30.6		1	0	153	1	55	1		57	2	1	3	144
8002204	924	272	29.4		1	0	187	2	76	1		83	1	7	2	177
8002205	933	289	31.0		1	0	192	2	87	4		88	2	4	3	189
8002206	701	177	25.2		0	0	135	0	40	0		41	1	0	6	124
8002208	989	292	29.5		2	0	198	2	86	1		75	0	5	6	200
8002331	839	210	25.0		2	0	151	0	55	0		49	0	2	6	145
8002335	165	107	64.8		1	1	88	1	14	1		12	1	1	4	87
8002366	2	1	50.0		0	0	0	0	1	0		0	1	0	0	0
8003001	136	116	85.3		0	0	102	2	12	0		12	0	1	5	94
8003002	517	103	19.9		0	1	81	0	18	0		19	1	2	2	76
8003003	915	251	27.4		0	0	199	1	45	1		48	0	5	9	180
8003004	1304	458	35.1		1	5	329	1	114	3		112	0	9	10	319
8003005	0	0	n/a		0	0	0	0	0	0		0	0	0	0	0
8003006	14	8	57.1		0	0	1	0	6	0		6	0	1	0	1
8003007	55	46	83.6		0	0	41	1	3	0		4	1	0	2	38
8003008	906	271	29.9		1	1	193	2	69	0		70	2	6	8	181

1	President and Vice President United States Senator														
	Registration	Ballots Cast	Turnout (%)	President And Vice President (1) Peroutka/Baldwin AIP	Peltier/Jordan PAF	Kerry/Edwards DEM	Cobb/La Marche GRE	Bush/Cheney REP	Badnarik/Campagna LIB	United States Senator Vote for 1 Bill Jones REP	Don J. Grundmann AIP	James P. 'Jim' Gray LIB	Marsha Feinland PAF	Barbara Boxer DEM	
8003009	35	34	97.1	0	0	24	0	10	0	13	0	0	0	21	
8003012	44	30	68.2	0	0	23	0	3	1	3	0	5	2	17	
8003013	0	0	n/a	0	0	0	0	0	0	0	0	0	0	0	
8003014	64	53	82.8	0	1	40	1	9	1	8	0	2	2	40	
8003101	453	174	38.4	0	0	124	1	45	0	43	0	3	2	123	
8003102	1381	427	30.9	1	0	322	2	96	2	91	7	5	6	300	
8003103	1243	385	31.0	0	0	302	0	77	2	75	2	6	8	288	
8003104	1409	347	24.6	1	0	267	1	70	1	70	1	4	4	262	
8003105	1090	353	32.4	0	0	247	0	98	2	98	3	4	7	233	
8003108	1025	273	26.6	0	0	211	3	52	2	51	3	5	10	200	
8003113	1015	264	26.0	3	0	202	0	54	4	43	5	7	8	199	
8003114	1277	288	22.6	0	3	239	1	38	3	34	4	6	8	231	
8003115	1108	290	26.2	1	2	227	0	55	2	50	2	4	6	223	
8003116	1069	256	23.9	0	1	227	1	21	2	21	1	6	5	221	
8003119	1279	234	18.3	0	1	199	1	26	3	26	1	5	11	186	
8003121	1114	246	22.1	0	3	209	3	26	1	30	2	5	9	191	
8003122	584	84	14.4	0	0	73	3	6	1	4	0	3	1	75	
8003123	1090	251	23.0	3	0	184	4	52	2	42	3	5	21	171	
8003125	821	289	35.2	0	0	224	1	56	3	59	3	4	6	212	
8003129	744	231	31.0	0	1	185	2	31	1	28	1	7	7	181	
8003130	1284	301	23.4	0	0	230	4	55	3	61	3	7	7	217	
8003140	773	381	49.3	1	0	266	3	106	2	107	1	2	3	261	
8003143	623	164	26.3	0	0	131	0	32	0	33	1	0	2	124	
8003145	1229	384	31.2	0	1	295	1	84	1	88	1	2	7	279	
8003146	1247	176	14.1	0	0	144	1	30	1	27	1	4	3	140	
8003148	862	184	21.3	0	0	150	3	29	0	27	1	0	4	148	
8003151	815	176	21.6	1	0	126	0	48	0	47	1	1	2	123	
8003153	1203	318	26.4	0	2	254	3	54	1	45	1	10	7	248	
8003158	741	188	25.4	0	1	152	0	33	1	25	1	6	5	149	
8003160	672	55	8.2	0	0	53	1	0	0	0	0	0	6	45	
8003161	398	13	3.3	0	0	12	0	1	0	0	0	0	2	10	
8003163	714	27	3.8	0	1	23	0	3	0	2	1	0	2	21	
8003165	557	34	6.1	1	1	31	0	1	0	1	0	1	2	29	
8003166	458	39	8.5	0	0	35	2	1	0	1	2	0	4	29	
8003168	381	13	3.4	0	0	13	0	0	0	0	0	0	3	10	
8003169	455	26	5.7	0	1	22	1	0	0	0	0	1	3	18	
8003171	1056	317	30.0	3	0	224	4	79	4	85	5	6	6	208	
8003178	946	239	25.3	0	1	198	5	25	4	23	1	9	7	191	
8003181	608	133	21.9	0	0	118	1	13	0	14	2	3	4	109	
8004001	2	1	50.0	0	0	1	0	0	0	0	0	0	0	1	
8004007	1165	397	34.1	0	1	236	3	151	0	127	2	10	2	250	
8004008	0	0	n/a	0	0	0	0	0	0	0	0	0	0	0	
8004009	107	90	84.1	0	1	61	1	25	0	21	1	1	3	63	
8004014	37	27	73.0	0	1	22	0	4	0	4	0	1	0	22	
8004016	614	140	22.8	1	1	95	0	43	0	43	1	1	5	90	
8004017	27	22	81.5	0	0	13	0	9	0	7	0	1	0	14	
8004018	463	118	25.5	0	0	78	2	35	0	22	0	2	3	90	
8004022	80	57	71.3	0	0	29	0	28	0	24	1	1	0	30	
8004023	63	54	85.7	0	0	22	0	32	0	21	1	0	3	26	
8004026	528	148	28.0	1	0	76	0	68	1	69	1	3	1	73	
8004027	19	18	94.7	1	0	3	0	13	1	13	1	1	0	3	
8004029	0	0	n/a	0	0	0	0	0	0	0	0	0	0	0	
8004030	616	208	33.8	2	0	110	0	93	0	92	1	1	5	106	
8004031	7	0	0.0	0	0	0	0	0	0	0	0	0	0	0	
8004032	0	0	n/a	0	0	0	0	0	0	0	0	0	0	0	
8004310	540	140	25.9	0	0	111	0	28	1	18	3	2	6	109	
8004311	494	103	20.9	0	0	84	1	16	0	12	0	1	1	89	
8004321	1165	316	27.1	1	2	256	2	49	2	35	2	5	13	251	
8004324	20	6	30.0	0	0	6	0	0	0	0	0	0	0	6	
8004331	1249	395	31.6	0	1	287	1	96	0	83	2	3	11	289	
8004333	494	142	28.7	0	0	108	0	31	1	20	1	2	1	115	
8004341	798	161	20.2	0	0	108	3	48	1	32	0	2	3	120	
8004344	1125	350	31.1	0	2	251	0	92	0	91	0	6	14	226	
8004345	806	194	24.1	1	0	128	0	62	0	46	3	1	4	136	
8004354	937	248	26.5	2	0	181	0	61	0	46	2	4	5	187	
8004361	1047	268	25.6	1	1	183	0	81	0	63	1	1	5	193	
8004363	778	251	32.3	0	0	152	1	94	1	82	6	2	5	149	
8004364	437	108	24.7	0	1	62	1	42	1	44	0	1	2	61	
8004367	46	24	52.2	0	0	22	0	2	0	4	0	0	0	19	

1	President and Vice President United States Senator														
	Registration	Ballots Cast	Turnout (%)	President And Vice President (1) Peroutka/Baldwin AIP	Peltier/Jordan PAF	Kerry/Edwards DEM	Cobb/La Marche GRE	Bush/Cheney REP	Badnarik/Campagna LIB	United States Senator Vote for 1 Bill Jones REP	Don J. Grundmann AIP	James P. 'Jim' Gray LIB	Marsha Ferland PAF	Barbara Boxer DEM	
8004371	581	169	29.1	0	0	101	0	64	1	56	0	2	2	107	
8004372	826	232	28.1	0	1	156	1	71	0	64	1	1	3	157	
8004373	880	269	30.6	3	1	177	0	86	1	70	2	3	9	184	
8004374	702	281	40.0	0	1	145	1	126	0	129	1	2	4	138	
8005000	3	3	100.0	0	0	3	0	0	0	0	0	0	0	3	
8005002	1319	357	27.1	1	2	256	2	88	4	85	1	9	5	249	
8005004	702	164	23.4	0	1	115	2	44	0	37	2	2	4	117	
8005005	860	202	23.5	0	0	131	3	61	4	58	2	7	4	127	
8005006	701	186	26.5	1	1	60	2	120	2	118	1	2	5	56	
8005007	114	95	83.3	0	0	70	0	24	1	24	0	2	2	65	
8005008	541	178	32.9	1	0	96	1	76	1	78	2	4	3	91	
8005009	3	1	33.3	0	0	1	0	0	0	1	0	0	0	0	
8005010	809	213	26.3	0	2	155	3	48	3	45	1	4	6	155	
8005011	778	189	24.3	0	0	138	1	48	2	43	2	4	2	132	
8005012	1222	293	24.0	0	2	195	1	93	0	85	1	4	7	190	
8005014	1009	254	25.2	0	1	197	1	47	0	44	1	6	8	188	
8005015	126	118	93.7	1	0	68	1	45	3	47	1	8	2	60	
8005016	1007	302	30.0	1	1	196	1	92	2	98	3	6	2	182	
8005017	36	33	91.7	0	0	32	0	0	1	6	0	0	0	27	
8005018	1217	297	24.4	1	0	199	3	89	3	85	5	7	9	185	
8005019	1336	395	29.6	0	0	268	0	119	2	110	2	17	8	252	
8005020	898	221	24.6	2	1	171	1	45	0	39	1	9	4	163	
8005021	880	246	28.0	1	2	180	2	56	1	44	6	10	8	173	
8005022	728	277	38.0	0	2	186	2	80	4	88	3	9	1	169	
8005023	962	260	27.0	0	1	176	2	77	1	83	2	8	3	162	
8005025	88	75	85.2	1	0	53	0	21	0	18	0	3	2	52	
8005026	110	95	86.4	2	1	61	0	29	0	30	1	2	3	57	
8005027	196	170	86.7	1	0	90	2	72	0	72	0	3	3	79	
8005028	32	24	75.0	0	1	17	0	6	0	8	0	2	1	13	
8005029	222	194	87.4	0	0	111	2	77	2	81	0	6	2	102	
8005031	98	80	81.6	0	0	56	1	21	2	28	0	3	4	43	
8005033	603	243	40.3	2	0	154	1	76	3	85	2	5	0	148	
8005034	329	96	29.2	0	0	49	0	47	0	46	0	0	2	47	
8005035	26	18	69.2	0	0	14	0	4	0	3	0	0	0	15	
8005036	182	144	79.1	0	0	109	4	29	1	28	2	5	6	101	
8005037	56	44	78.6	0	0	35	1	8	0	9	0	2	0	33	
8005038	63	48	76.2	0	0	31	0	16	1	14	0	3	0	30	
8005039	54	45	83.3	0	0	34	1	9	1	11	0	2	0	32	
8005040	226	206	91.2	1	0	112	0	90	0	91	0	3	3	107	
8005041	0	0	n/a	0	0	0	0	0	0	0	0	0	0	0	
8005042	0	0	n/a	0	0	0	0	0	0	0	0	0	0	0	
8005043	551	165	29.9	1	0	95	1	63	2	60	1	3	2	93	
8005044	227	172	75.8	1	4	137	2	24	1	24	3	7	8	126	
8005045	477	116	24.3	0	0	66	1	45	0	52	1	1	6	51	
8005046	27	21	77.8	0	0	6	0	15	0	11	1	0	0	8	
8005047	69	63	91.3	0	0	45	0	18	0	22	0	0	1	39	
8005049	208	169	81.3	0	0	109	0	57	1	56	1	3	5	101	
8005051	602	260	43.2	2	0	148	0	104	4	98	5	3	2	142	
8005052	471	141	29.9	0	0	74	0	63	2	63	2	2	3	64	
8005053	12	0	0.0	0	0	0	0	0	0	0	0	0	0	0	
8005054	102	94	92.2	0	0	49	0	44	1	43	0	0	2	47	
8005055	0	0	n/a	0	0	0	0	0	0	0	0	0	0	0	
8005056	72	63	87.5	2	0	49	2	8	2	12	0	3	6	41	
8005058	30	21	70.0	0	0	11	1	9	0	9	0	1	2	9	
8005059	226	195	86.3	2	1	147	4	33	5	36	2	16	6	131	
8005061	143	129	90.2	0	1	66	0	61	0	52	0	5	2	69	
8005062	91	76	83.5	0	0	61	0	12	3	14	0	1	4	56	
8005063	11	9	81.8	0	0	6	0	3	0	3	0	0	0	6	
8005064	61	55	90.2	0	0	33	1	21	0	21	0	2	6	25	
8005065	0	0	n/a	0	0	0	0	0	0	0	0	0	0	0	
8005066	18	16	88.9	0	0	6	0	9	0	9	0	1	0	6	
8005067	26	23	88.5	0	0	19	0	4	0	3	0	0	0	18	
8005101	1212	318	26.2	0	1	233	2	76	3	68	3	5	8	224	
8005108	1419	398	28.0	0	1	344	1	48	1	47	1	7	9	324	
8005110	1066	327	30.7	0	1	230	0	86	3	79	3	6	7	225	
8005114	589	169	28.7	0	2	138	2	25	1	22	3	5	8	128	
8005162	704	109	15.5	0	1	98	0	8	0	6	0	0	3	95	
8005401	894	254	28.4	2	2	163	0	83	4	79	0	3	5	163	
8005402	618	262	42.4	0	0	127	0	131	0	130	2	1	3	124	

1	President and Vice President United States Senator															
	Registration	Ballots Cast	Turnout (%)		President And Vice President (1) Peroutka/Baldwin AIP	Peltier/Jordan PAF	Kerry/Edwards DEM	Cobb/La Marche GRE	Bush/Cheney REP	Badnarik/Campagna LIB		United States Senator Vote for 1 Bill Jones REP	Don J. Grundmann AIP	James P. 'Jim' Gray LIB	Marsha Ferland PAF	Barbara Boxer DEM
8005403	1445	422	29.2		1	1	259	4	155	0		157	0	6	9	246
8005405	1000	345	34.5		0	1	197	1	142	3		128	2	5	5	198
8005406	1063	297	27.9		0	1	148	1	142	2		134	1	3	3	150
8005407	1055	379	35.9		0	0	236	1	137	0		145	2	5	6	209
8005412	0	0	n/a		0	0	0	0	0	0		0	0	0	0	0
8005413	1266	397	31.4		2	2	231	1	153	2		161	5	12	2	209
Precinct Totals	148185	76282	51.5		220	274	57095	533	16743	483		15168	706	1903	2353	54023
Absentee Totals	148185	46993	31.7		107	130	32007	249	13611	281		13071	289	893	976	30817
Grand Totals	148185	123275	83.2		327	404	89102	782	30354	764		28239	995	2796	3329	84840

***Grand Totals 1	President and Vice President United States Senator															
	Registration	Ballots Cast	Turnout (%)		President And Vice President (1) Peroutka/Baldwin AIP	Peltier/Jordan PAF	Kerry/Edwards DEM	Cobb/La Marche GRE	Bush/Cheney REP	Badnarik/Campagna LIB		United States Senator Vote for 1 Bill Jones REP	Don J. Grundmann AIP	James P. 'Jim' Gray LIB	Marsha Ferland PAF	Barbara Boxer DEM
Santa Cruz County	148185	123275	83.2		327	404	89102	782	30354	764		28239	995	2796	3329	84840
14th Congressional Distr	45160	38237	84.7		108	104	25165	230	11885	332		11377	299	1027	872	23818
17th Congressional Distr	103025	85038	82.5		219	300	63937	552	18469	432		16862	696	1769	2457	61022
11th Senatorial District	91150	76466	83.9		193	300	58957	568	14992	487		13946	675	1871	2383	55496
15th Senatorial District	57035	46809	82.1		134	104	30145	214	15362	277		14293	320	925	946	29344
27th Assembly District	128736	108641	84.4		287	364	78939	725	26299	720		24894	902	2567	2965	74547
28th Assembly District	19449	14634	75.2		40	40	10163	57	4055	44		3345	93	229	364	10293
1st Supervisorial Distri	30832	26185	84.9		74	69	18676	152	6744	177		6311	219	588	684	17712
2nd Supervisorial Distri	31695	26768	84.5		85	55	18074	125	7995	152		7534	187	556	513	17406
3rd Supervisorial Distri	35714	29729	83.2		58	148	24579	275	4071	147		3830	250	650	1109	23028
4th Supervisorial Distri	16653	12572	75.5		35	34	8687	51	3527	38		2930	77	189	304	8806
5th Supervisorial Distri	33291	28021	84.2		75	98	19086	179	8017	250		7634	262	813	719	17888
City Of Santa Cruz	38905	32315	83.1		57	168	26623	296	4497	174		4193	279	727	1193	24947
City Of Capitola	6185	5185	83.8		20	12	3757	24	1292	34		1213	53	116	118	3552
City Of Watsonville	13931	10362	74.4		28	27	7413	37	2665	25		2160	64	141	258	7513
City Of Scotts Valley	7341	6238	85.0		12	13	3532	20	2554	41		2419	46	114	106	3398
Unincorporated Area	81823	69175	84.5		210	184	47777	405	19346	490		18254	553	1698	1654	45430

***Absentee Totals 1	President and Vice President United States Senator															
	Registration	Ballots Cast	Turnout (%)		President And Vice President (1) Peroutka/Baldwin AIP	Peltier/Jordan PAF	Kerry/Edwards DEM	Cobb/La Marche GRE	Bush/Cheney REP	Badnarik/Campagna LIB		United States Senator Vote for 1 Bill Jones REP	Don J. Grundmann AIP	James P. 'Jim' Gray LIB	Marsha Ferland PAF	Barbara Boxer DEM
Santa Cruz County	148185	46993	31.7		107	130	32007	249	13611	281		13071	289	893	976	30817
14th Congressional Distr	45160	16457	36.4		40	50	10477	99	5486	119		5408	97	377	305	9959
17th Congressional Distr	103025	30536	29.6		67	80	21530	150	8125	162		7663	192	516	671	20858
11th Senatorial District	91150	26719	29.3		61	81	19382	158	6498	168		6241	181	539	610	18569
15th Senatorial District	57035	20274	35.5		46	49	12625	91	7113	113		6830	108	354	366	12248
27th Assembly District	128736	41234	32.0		93	113	28143	227	11866	265		11556	252	818	843	26929
28th Assembly District	19449	5759	29.6		14	17	3864	22	1745	16		1515	37	75	133	3888
1st Supervisorial Distri	30832	11148	36.2		21	30	7477	62	3351	72		3208	65	227	215	7197
2nd Supervisorial Distri	31695	10747	33.9		27	22	6964	45	3488	60		3393	48	181	181	6762
3rd Supervisorial Distri	35714	8930	25.0		17	27	6952	60	1686	54		1646	64	162	238	6622
4th Supervisorial Distri	16653	4937	29.6		13	14	3264	17	1550	11		1338	33	60	110	3304
5th Supervisorial Distri	33291	11231	33.7		29	37	7350	65	3536	84		3486	79	263	232	6932
City Of Santa Cruz	38905	9734	25.0		15	27	7490	64	1936	63		1867	71	171	244	7159
City Of Capitola	6185	1955	31.6		9	1	1367	9	534	11		510	17	31	38	1323
City Of Watsonville	13931	3975	28.5		11	11	2757	12	1119	10		956	26	41	98	2768
City Of Scotts Valley	7341	2356	32.1		5	7	1361	8	943	11		934	12	35	33	1299
Unincorporated Area	81823	28973	35.4		67	84	19032	156	9079	186		8804	163	615	563	18268











***Grand Totals 2	U.S. Congress - 14th District															
	Registration	Ballots Cast	Turnout (%)		U. S. Congress 14th District Vote for 1 Brian Holtz LIB	Chris Haugen REP	Anna G. Eshoo DEM									
Santa Cruz County	45160	38237	84.7		1960	10904	23515									
14th Congressional Distr	45160	38237	84.7		1960	10904	23515									
11th Senatorial District	19517	16548	84.8		1000	3560	11241									
15th Senatorial District	25643	21689	84.6		960	7344	12274									
27th Assembly District	42375	36119	85.2		1874	10246	22248									
28th Assembly District	2785	2118	76.1		86	658	1267									
1st Supervisorial Distri	8449	7362	87.1		352	2172	4448									
2nd Supervisorial Distri	3175	2558	80.6		125	814	1494									
3rd Supervisorial Distri	2976	2497	83.9		131	439	1808									
4th Supervisorial Distri	2791	2214	79.3		78	745	1285									
5th Supervisorial Distri	27769	23606	85.0		1274	6734	14480									
City Of Scotts Valley	7341	6238	85.0		235	2373	3285									
Unincorporated Area	37819	31999	84.6		1725	8531	20230									

***Absentee Totals 2	U.S. Congress - 14th District															
	Registration	Ballots Cast	Turnout (%)		U. S. Congress 14th District Vote for 1 Brian Holtz LIB	Chris Haugen REP	Anna G. Eshoo DEM									
Santa Cruz County	45160	16457	36.4		728	5058	9998									
14th Congressional Distr	45160	16457	36.4		728	5058	9998									
11th Senatorial District	19517	6460	33.1		336	1547	4324									
15th Senatorial District	25643	9997	39.0		322	3511	5674									
27th Assembly District	42375	15694	37.0		704	4810	9535									
28th Assembly District	2785	763	27.4		24	248	463									
1st Supervisorial Distri	8449	3698	43.8		152	1186	2196									
2nd Supervisorial Distri	3175	1140	35.9		53	395	648									
3rd Supervisorial Distri	2976	1016	34.1		43	201	723									
4th Supervisorial Distri	2791	889	31.9		22	303	529									
5th Supervisorial Distri	27769	9714	35.0		458	2973	5902									
City Of Scotts Valley	7341	2356	32.1		78	886	1292									
Unincorporated Area	37819	14101	37.3		650	4172	8706									

U.S. Congress - 17th District															
3	Registration	Ballots Cast	Turnout (%)		U. S. Congress 17th District Vote for 1 Mark Rislley REP	Ray Glock-Grueneich GRE	Sam Farr DEM	Joel Smolen LIB	Joe Williams PAF						
1002	1412	746	52.8		112	23	553	9	15						
1005	1271	679	53.4		93	24	494	9	18						
1006	1070	566	52.9		93	15	413	8	12						
1008	1027	554	53.9		85	20	395	7	20						
1009	655	356	54.4		64	10	260	3	6						
1010	912	485	53.2		87	11	357	4	11						
1011	1302	719	55.2		117	29	516	12	15						
1013	1004	411	40.9		95	5	284	4	8						
1017	852	484	56.8		78	10	349	11	11						
1019	620	357	57.6		44	8	277	6	9						
1020	961	516	53.7		84	13	376	8	11						
1022	852	452	53.1		75	17	322	12	11						
1024	740	420	56.8		79	8	290	5	11						
1026	955	506	53.0		89	6	382	10	6						
1027	873	441	50.5		82	7	319	10	12						
1030	818	447	54.6		68	13	330	8	8						
1035	631	338	53.6		80	6	239	5	1						
1039	1447	667	46.1		168	10	450	9	9						
1041	367	211	57.5		23	11	164	1	4						
1044	32	0	0.0		0	0	0	0	0						
1045	81	0	0.0		0	0	0	0	0						
1061	1252	643	51.4		142	10	444	8	7						
1069	115	0	0.0		0	0	0	0	0						
1075	31	0	0.0		0	0	0	0	0						
1076	8	0	0.0		0	0	0	0	0						
1101	681	382	56.1		62	12	283	11	3						
1103	811	417	51.4		101	5	283	5	8						
1113	699	285	40.8		64	8	186	3	8						
1201	265	0	0.0		0	0	0	0	0						
1202	639	291	45.5		65	5	205	2	5						
2001	1085	582	53.6		133	5	415	6	9						
2002	3	0	0.0		0	0	0	0	0						
2003	186	0	0.0		0	0	0	0	0						
2005	22	0	0.0		0	0	0	0	0						
2007	32	0	0.0		0	0	0	0	0						
2010	793	358	45.1		110	9	222	3	2						
2013	542	227	41.9		60	0	154	1	4						
2015	7	0	0.0		0	0	0	0	0						
2016	11	0	0.0		0	0	0	0	0						
2017	78	0	0.0		0	0	0	0	0						
2020	76	0	0.0		0	0	0	0	0						
2023	1081	634	58.6		164	9	423	10	8						
2024	997	533	53.5		125	6	367	5	8						
2025	594	338	56.9		61	8	249	3	3						
2026	426	211	49.5		40	4	152	4	5						
2029	918	481	52.4		87	12	346	10	10						
2030	999	583	58.4		119	15	411	8	6						
2031	845	495	58.6		122	11	334	8	4						
2032	1045	567	54.3		156	6	381	4	5						
2033	1323	735	55.6		185	15	500	9	6						
2034	82	0	0.0		0	0	0	0	0						
2035	1227	731	59.6		154	13	528	10	10						
2037	513	225	43.9		88	5	115	4	5						
2038	534	278	52.1		94	5	168	2	4						
2040	883	464	52.5		158	6	268	7	4						
2041	484	233	48.1		57	3	162	1	4						
2042	58	0	0.0		0	0	0	0	0						
2043	13	0	0.0		0	0	0	0	0						
2044	5	0	0.0		0	0	0	0	0						
2046	149	0	0.0		0	0	0	0	0						
2048	904	477	52.8		107	5	322	8	7						
2049	55	0	0.0		0	0	0	0	0						
2050	0	0	n/a		0	0	0	0	0						
2051	1437	744	51.8		180	17	498	13	8						
2052	1199	581	48.5		180	10	365	7	2						
2053	1232	555	45.0		176	6	355	6	3						
2054	711	380	53.4		73	9	271	7	4						
2055	475	268	56.4		54	2	198	5	1						
2056	0	0	n/a		0	0	0	0	0						

U.S. Congress - 17th District															
3	Registration	Ballots Cast	Turnout (%)	U. S. Congress 17th District Vote for 1 Mark Rislley REP	Ray Glock-Grueneich GRE	Sam Farr DEM	Joel Smolen LIB	Joe Williams PAF							
2057	135	0	0.0	0	0	0	0	0							
2060	13	0	0.0	0	0	0	0	0							
2062	24	0	0.0	0	0	0	0	0							
2063	1037	583	56.2	161	17	379	10	6							
2064	0	0	n/a	0	0	0	0	0							
2201	1039	560	53.9	121	7	391	9	10							
2202	695	393	56.5	85	6	265	12	5							
2204	924	537	58.1	134	10	351	11	7							
2205	933	516	55.3	99	13	377	5	7							
2206	701	400	57.1	92	12	265	7	6							
2208	989	533	53.9	87	20	374	7	16							
2331	839	401	47.8	81	4	300	0	7							
2335	165	0	0.0	0	0	0	0	0							
2366	2	0	0.0	0	0	0	0	0							
3008	906	455	50.2	77	13	328	4	8							
3012	44	0	0.0	0	0	0	0	0							
3013	0	0	n/a	0	0	0	0	0							
3014	64	0	0.0	0	0	0	0	0							
3101	453	235	51.9	50	5	162	8	2							
3102	1381	748	54.2	91	19	583	8	15							
3103	1243	666	53.6	85	24	479	7	22							
3104	1409	839	59.5	82	25	651	14	15							
3105	1090	613	56.2	109	13	465	6	7							
3108	1025	595	58.0	52	19	480	8	13							
3113	1015	587	57.8	91	13	432	13	11							
3114	1277	796	62.3	51	39	641	12	25							
3115	1108	646	58.3	56	19	516	7	19							
3116	1069	625	58.5	42	32	495	10	26							
3119	1279	771	60.3	54	42	598	20	22							
3121	1114	632	56.7	46	28	484	8	19							
3122	584	365	62.5	11	25	282	4	15							
3123	1090	583	53.5	39	47	425	12	20							
3125	821	438	53.3	55	9	337	15	10							
3129	744	424	57.0	63	9	330	7	7							
3130	1284	736	57.3	93	24	561	12	22							
3140	773	389	50.3	79	6	282	4	3							
3143	623	380	61.0	29	13	312	7	6							
3145	1229	681	55.4	69	22	532	11	19							
3146	1247	747	59.9	38	33	623	11	9							
3148	862	533	61.8	34	24	424	7	14							
3151	815	529	64.9	75	23	391	6	14							
3153	1203	719	59.8	77	29	542	15	17							
3158	741	407	54.9	43	16	321	5	10							
3160	672	415	61.8	9	24	338	4	10							
3161	398	315	79.1	15	17	219	5	12							
3163	714	550	77.0	38	45	378	10	22							
3165	557	417	74.9	15	44	275	9	26							
3166	458	334	72.9	10	48	214	6	16							
3168	381	295	77.4	19	17	201	3	8							
3169	455	344	75.6	26	24	212	5	14							
3171	1056	622	58.9	83	21	474	12	7							
3178	946	507	53.6	36	36	371	8	25							
3181	608	380	62.5	25	22	304	5	11							
4001	2	0	0.0	0	0	0	0	0							
4009	107	0	0.0	0	0	0	0	0							
4014	37	0	0.0	0	0	0	0	0							
4016	614	324	52.8	48	4	251	1	4							
4017	27	0	0.0	0	0	0	0	0							
4022	80	0	0.0	0	0	0	0	0							
4023	63	0	0.0	0	0	0	0	0							
4029	0	0	n/a	0	0	0	0	0							
4031	7	0	0.0	0	0	0	0	0							
4310	540	232	43.0	21	1	196	8	0							
4311	494	233	47.2	26	2	192	3	1							
4321	1165	451	38.7	46	5	370	5	7							
4324	20	0	0.0	0	0	0	0	0							
4331	1249	586	46.9	100	3	452	1	12							
4333	494	207	41.9	20	1	180	0	3							
4341	798	400	50.1	66	4	304	2	8							

U.S. Congress - 17th District															
3	Registration	Ballots Cast	Turnout (%)	U. S. Congress 17th District Vote for 1 Mark Rislley REP	Ray Glock-Grueneich GRE	Sam Farr DEM	Joel Smolen LIB	Joe Williams PAF							
4344	1125	497	44.2	100	7	368	2	9							
4345	806	397	49.3	98	2	283	3	4							
4354	937	390	41.6	48	6	318	3	6							
4361	1047	488	46.6	71	7	390	2	8							
4363	778	360	46.3	91	3	249	4	2							
4364	437	237	54.2	57	3	161	4	4							
4367	46	0	0.0	0	0	0	0	0							
4371	581	324	55.8	73	3	242	1	1							
4372	826	387	46.9	62	7	304	1	4							
4373	880	461	52.4	102	2	336	5	5							
4374	702	336	47.9	111	2	212	2	4							
5052	471	264	56.1	70	8	174	2	5							
5064	0	0	0.0	0	0	0	0	0							
5101	1212	563	46.5	56	35	393	16	25							
5108	1419	697	49.1	50	38	529	19	26							
5110	1066	600	56.3	101	19	437	10	14							
5114	589	312	53.0	19	16	251	6	5							
5162	704	462	65.6	16	30	346	7	13							
8001002	1412	425	30.1	82	10	305	7	8							
8001005	1271	353	27.8	65	9	260	7	2							
8001006	1070	354	33.1	69	10	254	4	6							
8001008	1027	301	29.3	77	9	198	2	3							
8001009	655	207	31.6	38	1	162	1	1							
8001010	912	281	30.8	51	4	208	7	1							
8001011	1302	339	26.0	66	7	248	5	5							
8001013	1004	450	44.8	135	6	287	4	4							
8001017	852	221	25.9	54	2	151	2	7							
8001019	620	164	26.5	39	0	120	0	1							
8001020	961	277	28.8	51	4	208	2	5							
8001022	852	247	29.0	38	4	185	7	6							
8001024	740	187	25.3	47	5	126	1	0							
8001026	955	281	29.4	60	10	188	6	3							
8001027	873	288	33.0	41	3	229	0	6							
8001030	818	245	30.0	52	2	175	2	6							
8001035	631	237	37.6	84	4	134	3	3							
8001039	1447	572	39.5	167	10	370	10	6							
8001041	367	78	21.3	13	0	60	1	2							
8001044	32	32	100.0	4	1	24	0	2							
8001045	81	75	92.6	20	1	51	0	2							
8001061	1252	441	35.2	114	8	302	6	3							
8001069	115	99	86.1	15	3	70	1	4							
8001075	31	26	83.9	3	0	19	1	2							
8001076	8	0	0.0	0	0	0	0	0							
8001101	681	216	31.7	47	2	155	3	1							
8001103	811	312	38.5	87	5	205	3	2							
8001113	699	325	46.5	134	2	173	7	2							
8001201	265	205	77.4	36	4	147	3	3							
8001202	639	212	33.2	44	3	152	3	4							
8002001	1085	279	25.7	64	1	205	2	0							
8002002	3	2	66.7	1	0	1	0	0							
8002003	186	157	84.4	42	3	101	2	1							
8002005	22	21	95.5	10	0	10	0	0							
8002007	32	26	81.3	6	0	19	0	0							
8002010	793	299	37.7	96	3	188	2	4							
8002013	542	214	39.5	70	2	137	3	0							
8002015	7	12	171.4	4	0	5	2	1							
8002016	11	11	100.0	9	0	2	0	0							
8002017	78	71	91.0	12	4	49	1	1							
8002020	76	69	90.8	20	2	44	0	1							
8002023	1081	329	30.4	77	4	232	4	2							
8002024	997	367	36.8	93	5	260	5	0							
8002025	594	171	28.8	32	3	125	2	2							
8002026	426	161	37.8	38	5	112	3	0							
8002029	918	285	31.0	73	2	198	2	4							
8002030	999	284	28.4	70	4	200	5	2							
8002031	845	280	33.1	80	2	187	3	2							
8002032	1045	274	26.2	88	2	175	4	1							
8002033	1323	386	29.2	99	3	266	6	4							
8002034	82	66	80.5	17	3	44	1	0							

U.S. Congress - 17th District															
3	Registration	Ballots Cast	Turnout (%)	U. S. Congress 17th District Vote for 1 Mark Rislley REP	Ray Glock-Grueneich GRE	Sam Farr DEM	Joel Smolen LIB	Joe Williams PAF							
8002035	1227	354	28.9	83	4	258	4	1							
8002037	513	157	30.6	49	5	99	0	2							
8002038	534	159	29.8	65	1	87	2	1							
8002040	883	321	36.4	109	4	197	2	5							
8002041	484	170	35.1	50	0	112	4	3							
8002042	58	40	69.0	6	1	32	0	0							
8002043	13	13	100.0	6	0	7	0	0							
8002044	5	0	0.0	0	0	0	0	0							
8002046	149	127	85.2	45	0	74	2	3							
8002048	904	292	32.3	60	3	214	1	4							
8002049	55	45	81.8	9	0	33	0	2							
8002050	0	0	n/a	0	0	0	0	0							
8002051	1437	475	33.1	126	2	327	7	6							
8002052	1199	461	38.4	175	2	260	9	1							
8002053	1232	481	39.0	161	0	302	1	4							
8002054	711	237	33.3	66	1	158	0	6							
8002055	475	147	30.9	33	4	104	3	1							
8002056	0	0	n/a	0	0	0	0	0							
8002057	135	124	91.9	30	3	83	0	0							
8002060	13	12	92.3	2	0	10	0	0							
8002062	24	17	70.8	5	1	10	0	1							
8002063	1037	355	34.2	109	6	225	6	2							
8002064	0	0	n/a	0	0	0	0	0							
8002201	1039	295	28.4	73	2	211	3	1							
8002202	695	213	30.6	48	2	153	2	1							
8002204	924	272	29.4	67	3	188	6	3							
8002205	933	289	31.0	70	2	203	3	5							
8002206	701	177	25.2	37	4	129	0	0							
8002208	989	292	29.5	73	3	195	4	5							
8002331	839	210	25.0	45	1	151	1	2							
8002335	165	107	64.8	10	1	91	0	2							
8002366	2	1	50.0	0	0	1	0	0							
8003008	906	271	29.9	67	8	183	4	4							
8003012	44	30	68.2	2	4	15	3	1							
8003013	0	0	n/a	0	0	0	0	0							
8003014	64	53	82.8	6	0	43	1	1							
8003101	453	174	38.4	42	3	119	1	3							
8003102	1381	427	30.9	76	6	320	3	3							
8003103	1243	385	31.0	60	5	301	6	1							
8003104	1409	347	24.6	63	9	255	5	2							
8003105	1090	353	32.4	87	3	250	5	0							
8003108	1025	273	26.6	39	10	212	3	3							
8003113	1015	264	26.0	38	7	208	5	3							
8003114	1277	288	22.6	32	10	223	5	8							
8003115	1108	290	26.2	47	9	227	0	2							
8003116	1069	256	23.9	19	10	214	2	1							
8003119	1279	234	18.3	20	6	184	7	10							
8003121	1114	246	22.1	28	7	181	7	6							
8003122	584	84	14.4	5	6	64	2	4							
8003123	1090	251	23.0	42	14	172	3	6							
8003125	821	289	35.2	54	5	215	4	5							
8003129	744	231	31.0	31	7	178	4	5							
8003130	1284	301	23.4	56	8	221	3	4							
8003140	773	381	49.3	91	7	274	2	3							
8003143	623	164	26.3	33	3	124	0	1							
8003145	1229	384	31.2	81	9	279	2	2							
8003146	1247	176	14.1	24	5	140	1	5							
8003148	862	184	21.3	26	11	136	1	5							
8003151	815	176	21.6	43	6	119	2	3							
8003153	1203	318	26.4	40	9	251	2	5							
8003158	741	188	25.4	31	5	144	3	2							
8003160	672	55	8.2	0	4	41	2	0							
8003161	398	13	3.3	0	0	10	0	2							
8003163	714	27	3.8	2	3	19	2	0							
8003165	557	34	6.1	1	0	28	1	1							
8003166	458	39	8.5	1	6	23	0	4							
8003168	381	13	3.4	0	0	11	0	2							
8003169	455	26	5.7	0	1	19	1	2							
8003171	1056	317	30.0	80	11	211	7	2							



U.S. Congress - 17th District																
3	Registration	Ballots Cast	Turnout (%)		U. S. Congress 17th District Vote for 1 Mark Rislely REP	Ray Glock-Grueneich GRE	Sam Farr DEM	Joel Smolen LIB	Joe Williams PAF							
8003178	946	239	25.3		23	11	175	4	9							
8003181	608	133	21.9		12	4	110	2	3							
8004001	2	1	50.0		0	0	1	0	0							
8004009	107	90	84.1		15	2	66	0	4							
8004014	37	27	73.0		3	0	23	1	0							
8004016	614	140	22.8		29	2	106	0	1							
8004017	27	22	81.5		8	0	14	0	0							
8004022	80	57	71.3		23	1	28	1	0							
8004023	63	54	85.7		19	1	31	0	3							
8004029	0	0	n/a		0	0	0	0	0							
8004031	7	0	0.0		0	0	0	0	0							
8004310	540	140	25.9		12	2	112	7	1							
8004311	494	103	20.9		9	1	91	0	0							
8004321	1165	316	27.1		29	3	265	2	4							
8004324	20	6	30.0		0	0	6	0	0							
8004331	1249	395	31.6		74	1	305	0	8							
8004333	494	142	28.7		16	0	122	0	1							
8004341	798	161	20.2		30	0	126	1	2							
8004344	1125	350	31.1		81	4	243	3	5							
8004345	806	194	24.1		41	2	147	1	1							
8004354	937	248	26.5		51	3	180	3	2							
8004361	1047	268	25.6		62	2	194	0	0							
8004363	778	251	32.3		69	3	170	1	2							
8004364	437	108	24.7		41	1	65	0	1							
8004367	46	24	52.2		4	1	19	0	0							
8004371	581	169	29.1		54	1	109	2	0							
8004372	826	232	28.1		59	0	166	0	4							
8004373	880	269	30.6		72	2	186	4	4							
8004374	702	281	40.0		116	2	156	0	2							
8005052	471	141	29.9		58	1	73	1	2							
8005064	61	55	90.2		19	2	30	0	2							
8005101	1212	318	26.2		60	12	225	5	7							
8005108	1419	398	28.0		44	10	317	6	7							
8005110	1066	327	30.7		77	9	224	5	5							
8005114	589	169	28.7		20	9	124	3	6							
8005162	704	109	15.5		4	1	93	0	3							
Precinct Totals	103025	54502	52.9		8912	1633	39677	787	1106							
Absentee Totals	103025	30536	29.6		6847	542	21556	356	386							
Grand Totals	103025	85038	82.5		15759	2175	61233	1143	1492							

***Grand Totals 3	U.S. Congress - 17th District															
	Registration	Ballots Cast	Turnout (%)		U. S. Congress 17th District Vote for 1 Mark Risley REP	Ray Glock-Grueneich GRE	Sam Farr DEM	Joel Smolen LIB	Joe Williams PAF							
Santa Cruz County	103025	85038	82.5		15759	2175	61233	1143	1492							
17th Congressional Distr	103025	85038	82.5		15759	2175	61233	1143	1492							
11th Senatorial District	71633	59918	83.6		9622	1868	43721	892	1217							
15th Senatorial District	31392	25120	80.0		6137	307	17512	251	275							
27th Assembly District	86361	72522	84.0		13207	2062	51944	1056	1339							
28th Assembly District	16664	12516	75.1		2552	113	9289	87	153							
1st Supervisorial Distri	22383	18823	84.1		3783	415	13337	268	329							
2nd Supervisorial Distri	28520	24210	84.9		6156	373	16380	309	272							
3rd Supervisorial Distri	32738	27232	83.2		3169	1101	20561	413	644							
4th Supervisorial Distri	13862	10358	74.7		2057	96	7739	73	127							
5th Supervisorial Distri	5522	4415	80.0		594	190	3216	80	120							
City Of Santa Cruz	38905	32315	83.1		3959	1289	24216	510	765							
City Of Capitola	6185	5185	83.8		1131	96	3606	77	78							
City Of Watsonville	13931	10362	74.4		2048	92	7762	71	126							
Unincorporated Area	44004	37176	84.5		8621	698	25649	485	523							

***Absentee Totals	U.S. Congress - 17th District															
3																
	Registration	Ballots Cast	Turnout (%)		U. S. Congress 17th District Vote for 1 Mark Risley REP	Ray Glock-Grueneich GRE	Sam Farr DEM	Joel Smolen LIB	Joe Williams PAF							
Santa Cruz County	103025	30536	29.6		6847	542	21556	356	386							
17th Congressional Distr	103025	30536	29.6		6847	542	21556	356	386							
11th Senatorial District	71633	20259	28.3		4106	439	14557	252	284							
15th Senatorial District	31392	10277	32.7		2741	103	6999	104	102							
27th Assembly District	86361	25540	29.6		5709	500	17944	323	335							
28th Assembly District	16664	4996	30.0		1138	42	3612	33	51							
1st Supervisorial Distri	22383	7450	33.3		1733	129	5166	98	100							
2nd Supervisorial Distri	28520	9607	33.7		2613	103	6474	107	86							
3rd Supervisorial Distri	32738	7914	24.2		1302	232	5899	105	123							
4th Supervisorial Distri	13862	4048	29.2		917	34	2931	26	45							
5th Supervisorial Distri	5522	1517	27.5		282	44	1086	20	32							
City Of Santa Cruz	38905	9734	25.0		1700	270	7174	129	150							
City Of Capitola	6185	1955	31.6		448	23	1378	24	22							
City Of Watsonville	13931	3975	28.5		875	30	2905	25	41							
Unincorporated Area	44004	14872	33.8		3824	219	10099	178	173							









***Grand Totals 4	State Senator - 11th District															
	Registration	Ballots Cast	Turnout (%)		State Senator 11th District Vote for 1 Joe Simitian DEM	Allen M. Rice LIB	Jon Zellhoefer REP									
Santa Cruz County	91150	76466	83.9		51774	3686	14229									
14th Congressional Distr	19517	16548	84.8		10693	1001	3754									
17th Congressional Distr	71633	59918	83.6		41081	2685	10475									
11th Senatorial District	91150	76466	83.9		51774	3686	14229									
27th Assembly District	91150	76466	83.9		51774	3686	14229									
1st Supervisorial Distri	21168	17787	84.0		11571	773	3769									
2nd Supervisorial Distri	12662	10873	85.9		6817	436	2669									
3rd Supervisorial Distri	35635	29665	83.2		21564	1378	3920									
5th Supervisorial Distri	21685	18141	83.7		11822	1099	3871									
City Of Santa Cruz	38905	32315	83.1		23302	1515	4349									
City Of Capitola	6185	5185	83.8		3249	223	1220									
Unincorporated Area	46060	38966	84.6		25223	1948	8660									



***Absentee Totals 4	State Senator - 11th District															
	Registration	Ballots Cast	Turnout (%)		State Senator 11th District Vote for 1 Joe Simitian DEM	Allen M. Rice LIB	Jon Zellhoefer REP									
Santa Cruz County	91150	26719	29.3		17414	1068	6227									
14th Congressional Distr	19517	6460	33.1		4081	334	1650									
17th Congressional Distr	71633	20259	28.3		13333	734	4577									
11th Senatorial District	91150	26719	29.3		17414	1068	6227									
27th Assembly District	91150	26719	29.3		17414	1068	6227									
1st Supervisorial Distri	21168	7081	33.5		4471	267	1794									
2nd Supervisorial Distri	12662	4136	32.7		2576	130	1133									
3rd Supervisorial Distri	35635	8866	24.9		6173	331	1617									
5th Supervisorial Distri	21685	6636	30.6		4194	340	1683									
City Of Santa Cruz	38905	9734	25.0		6676	370	1869									
City Of Capitola	6185	1955	31.6		1246	55	502									
Unincorporated Area	46060	15030	32.6		9492	643	3856									































***Grand Totals 6	State Assembly 27th District															
	Registration	Ballots Cast	Turnout (%)		State Assembly 27th District Vote for 1 Jack D. Barlich REP	John Laird DEM										
Santa Cruz County	128736	108641	84.4		24693	75362										
14th Congressional Distr	42375	36119	85.2		10596	22948										
17th Congressional Distr	86361	72522	84.0		14097	52414										
11th Senatorial District	91150	76466	83.9		13976	56181										
15th Senatorial District	37586	32175	85.6		10717	19181										
27th Assembly District	128736	108641	84.4		24693	75362										
1st Supervisorial Distri	30832	26185	84.9		6280	17728										
2nd Supervisorial Distri	28264	24176	85.5		6778	15686										
3rd Supervisorial Distri	35714	29729	83.2		3820	23373										
4th Supervisorial Distri	635	530	83.5		234	255										
5th Supervisorial Distri	33291	28021	84.2		7581	18320										
City Of Santa Cruz	38905	32315	83.1		4209	25253										
City Of Capitola	6185	5185	83.8		1222	3517										
City Of Scotts Valley	7341	6238	85.0		2383	3371										
Unincorporated Area	76305	64903	85.1		16879	43221										



***Absentee Totals 6	State Assembly 27th District															
	Registration	Ballots Cast	Turnout (%)		State Assembly 27th District Vote for 1 Jack D. Barlich REP	John Laird DEM										
Santa Cruz County	128736	41234	32.0		11223	27276										
14th Congressional Distr	42375	15694	37.0		5026	9680										
17th Congressional Distr	86361	25540	29.6		6197	17596										
11th Senatorial District	91150	26719	29.3		6108	18817										
15th Senatorial District	37586	14515	38.6		5115	8459										
27th Assembly District	128736	41234	32.0		11223	27276										
1st Supervisorial Distri	30832	11148	36.2		3129	7255										
2nd Supervisorial Distri	28264	9699	34.3		2988	6111										
3rd Supervisorial Distri	35714	8930	25.0		1595	6695										
4th Supervisorial Distri	635	226	35.6		98	112										
5th Supervisorial Distri	33291	11231	33.7		3413	7103										
City Of Santa Cruz	38905	9734	25.0		1813	7225										
City Of Capitola	6185	1955	31.6		499	1322										
City Of Scotts Valley	7341	2356	32.1		894	1309										
Unincorporated Area	76305	27189	35.6		8017	17420										





***Grand Totals 7	State Assembly - 28th District															
	Registration	Ballots Cast	Turnout (%)		State Assembly 28th District Vote for 1 Simon Salinas DEM	Bob Perkins REP										
Santa Cruz County	19449	14634	75.2		10100	3763										
14th Congressional Distr	2785	2118	76.1		1280	745										
17th Congressional Distr	16664	12516	75.1		8820	3018										
15th Senatorial District	19449	14634	75.2		10100	3763										
28th Assembly District	19449	14634	75.2		10100	3763										
2nd Supervisorial Distri	3431	2592	75.5		1696	771										
4th Supervisorial Distri	16018	12042	75.2		8404	2992										
City Of Watsonville	13931	10362	74.4		7388	2389										
Unincorporated Area	5518	4272	77.4		2712	1374										

***Absentee Totals 7	State Assembly - 28th District															
	Registration	Ballots Cast	Turnout (%)		State Assembly 28th District Vote for 1 Simon Salinas DEM	Bob Perkins REP										
Santa Cruz County	19449	5759	29.6		3807	1715										
14th Congressional Distr	2785	763	27.4		443	300										
17th Congressional Distr	16664	4996	30.0		3364	1415										
15th Senatorial District	19449	5759	29.6		3807	1715										
28th Assembly District	19449	5759	29.6		3807	1715										
2nd Supervisorial Distri	3431	1048	30.5		675	332										
4th Supervisorial Distri	16018	4711	29.4		3132	1383										
City Of Watsonville	13931	3975	28.5		2713	1080										
Unincorporated Area	5518	1784	32.3		1094	635										





***Grand Totals 8	County Board of Education Trustee Area 3															
	Registration	Ballots Cast	Turnout (%)		County Board Of Education - Area 3 (1) Arnold Levine	Ward Edward Alksne										
Santa Cruz County	27676	22884	82.7		8110	7845										
14th Congressional Distr	2103	1816	86.4		809	556										
17th Congressional Distr	25573	21068	82.4		7301	7289										
11th Senatorial District	26923	22235	82.6		7806	7665										
15th Senatorial District	753	649	86.2		304	180										
27th Assembly District	27676	22884	82.7		8110	7845										
3rd Supervisorial Distri	23296	19315	82.9		6681	6716										
5th Supervisorial Distri	4380	3569	81.5		1429	1129										
City Of Santa Cruz	24933	20530	82.3		7059	7116										
Unincorporated Area	2743	2354	85.8		1051	729										



***Absentee Totals 8	County Board of Education Trustee Area 3															
	Registration	Ballots Cast	Turnout (%)		County Board Of Education - Area 3 (1) Arnold Levine	Ward Edward Alksne										
Santa Cruz County	27676	6877	24.8		2952	2182										
14th Congressional Distr	2103	834	39.7		387	235										
17th Congressional Distr	25573	6043	23.6		2565	1947										
11th Senatorial District	26923	6425	23.9		2745	2057										
15th Senatorial District	753	452	60.0		207	125										
27th Assembly District	27676	6877	24.8		2952	2182										
3rd Supervisorial Distri	23296	5580	24.0		2358	1799										
5th Supervisorial Distri	4380	1297	29.6		594	383										
City Of Santa Cruz	24933	5770	23.1		2442	1863										
Unincorporated Area	2743	1107	40.4		510	319										



***Grand Totals 9	West Valley Community College Board Member Trustee Area 2															
	Registration	Ballots Cast	Turnout (%)		West Valley Com College Board Member - Area 2 (2) Robert T. Owens	Christopher R. Stampolis	Ronald Stasiak									
Santa Cruz County	3340	2842	85.1		1112	1094	523									
14th Congressional Distr	3340	2842	85.1		1112	1094	523									
11th Senatorial District	764	648	84.8		291	291	110									
15th Senatorial District	2576	2194	85.2		821	803	413									
27th Assembly District	3340	2842	85.1		1112	1094	523									
1st Supervisorial Distri	1850	1578	85.3		600	586	291									
5th Supervisorial Distri	1490	1264	84.8		512	508	232									
Unincorporated Area	3340	2842	85.1		1112	1094	523									

***Absentee Totals 9	West Valley Community College Board Member Trustee Area 2															
	Registration	Ballots Cast	Turnout (%)		West Valley Com College Board Member - Area 2 (2) Robert T. Owens	Christopher R. Stampolis	Ronald Stasiak									
Santa Cruz County	3340	1228	36.8		490	485	229									
14th Congressional Distr	3340	1228	36.8		490	485	229									
11th Senatorial District	764	306	40.1		144	147	55									
15th Senatorial District	2576	922	35.8		346	338	174									
27th Assembly District	3340	1228	36.8		490	485	229									
1st Supervisorial Distri	1850	559	30.2		220	220	95									
5th Supervisorial Distri	1490	669	44.9		270	265	134									
Unincorporated Area	3340	1228	36.8		490	485	229									



***Grand Totals 10	West Valley Community College Board MemberTrustee Area 3															
	Registration	Ballots Cast	Turnout (%)		West Valley Com College Board Member - Area 3 (2) Frank Jewett	Chris C. Constantin	Joy Atkins									
Santa Cruz County	3340	2842	85.1		608	972	776									
14th Congressional Distr	3340	2842	85.1		608	972	776									
11th Senatorial District	764	648	84.8		155	251	188									
15th Senatorial District	2576	2194	85.2		453	721	588									
27th Assembly District	3340	2842	85.1		608	972	776									
1st Supervisorial Distri	1850	1578	85.3		329	527	436									
5th Supervisorial Distri	1490	1264	84.8		279	445	340									
Unincorporated Area	3340	2842	85.1		608	972	776									

***Absentee Totals 10	West Valley Community College Board MemberTrustee Area 3															
	Registration	Ballots Cast	Turnout (%)		West Valley Com College Board Member - Area 3 (2) Frank Jewett	Chris C. Constantin	Joy Atkins									
Santa Cruz County	3340	1228	36.8		250	441	342									
14th Congressional Distr	3340	1228	36.8		250	441	342									
11th Senatorial District	764	306	40.1		71	126	94									
15th Senatorial District	2576	922	35.8		179	315	248									
27th Assembly District	3340	1228	36.8		250	441	342									
1st Supervisorial Distri	1850	559	30.2		106	203	154									
5th Supervisorial Distri	1490	669	44.9		144	238	188									
Unincorporated Area	3340	1228	36.8		250	441	342									







***Grand Totals 11	San Lorenzo Valley Unified School District Board Member Trustee Area 5															
	Registration	Ballots Cast	Turnout (%)		San Lorenzo Valley Schl Board Member - Area 5 Linnea M. (Lea) Dakota	Karl Bergmann										
Santa Cruz County	16750	14204	84.8		6501	4957										
14th Congressional Distr	16750	14204	84.8		6501	4957										
11th Senatorial District	15529	13197	85.0		6060	4592										
15th Senatorial District	1221	1007	82.5		441	365										
27th Assembly District	16750	14204	84.8		6501	4957										
3rd Supervisorial Distri	69	54	78.3		28	11										
5th Supervisorial Distri	16681	14150	84.8		6473	4946										
Unincorporated Area	16750	14204	84.8		6501	4957										

***Absentee Totals 11	San Lorenzo Valley Unified School District Board Member Trustee Area 5															
	Registration	Ballots Cast	Turnout (%)		San Lorenzo Valley Schl Board Member - Area 5 Linnea M. (Lea) Dakota	Karl Bergmann										
Santa Cruz County	16750	5540	33.1		2404	1981										
14th Congressional Distr	16750	5540	33.1		2404	1981										
11th Senatorial District	15529	4931	31.8		2140	1752										
15th Senatorial District	1221	609	49.9		264	229										
27th Assembly District	16750	5540	33.1		2404	1981										
3rd Supervisorial Distri	69	54	78.3		28	11										
5th Supervisorial Distri	16681	5486	32.9		2376	1970										
Unincorporated Area	16750	5540	33.1		2404	1981										



***Grand Totals 12	Pajaro Valley Unified School District Board Member Trustee Area 2															
	Registration	Ballots Cast	Turnout (%)		Pajaro Valley Unified Board Member - Area 2 (1) David Mares	Doug Keegan	Georgia Lynn Acosta									
Santa Cruz County	6707	5389	80.3		1503	1687	1597									
14th Congressional Distr	2962	2352	79.4		737	621	674									
17th Congressional Distr	3745	3037	81.1		766	1066	923									
15th Senatorial District	6707	5389	80.3		1503	1687	1597									
27th Assembly District	806	667	82.8		187	149	193									
28th Assembly District	5901	4722	80.0		1316	1538	1404									
2nd Supervisorial Distri	190	158	83.2		40	37	38									
4th Supervisorial Distri	6517	5231	80.3		1463	1650	1559									
City Of Watsonville	2987	2468	82.6		596	833	808									
Unincorporated Area	3720	2921	78.5		907	854	789									

***Absentee Totals 12	Pajaro Valley Unified School District Board Member Trustee Area 2															
	Registration	Ballots Cast	Turnout (%)		Pajaro Valley Unified Board Member - Area 2 (1) David Mares	Doug Keegan	Georgia Lynn Acosta									
Santa Cruz County	6707	2260	33.7		669	612	694									
14th Congressional Distr	2962	1027	34.7		328	247	292									
17th Congressional Distr	3745	1233	32.9		341	365	402									
15th Senatorial District	6707	2260	33.7		669	612	694									
27th Assembly District	806	364	45.2		95	82	107									
28th Assembly District	5901	1896	32.1		574	530	587									
2nd Supervisorial Distri	190	158	83.2		40	37	38									
4th Supervisorial Distri	6517	2102	32.3		629	575	656									
City Of Watsonville	2987	987	33.0		259	280	352									
Unincorporated Area	3720	1273	34.2		410	332	342									



***Grand Totals 13	Pajaro Valley Unified School District Board Member Trustee Area 3																
	Registration	Ballots Cast	Turnout (%)		Pajaro Valley Unified Board Member - Area 3 (1) Karen S. Osmundson	Daniel L. Hankemeier											
Santa Cruz County	562	380	67.6		248	80											
17th Congressional Distr	562	380	67.6		248	80											
15th Senatorial District	562	380	67.6		248	80											
28th Assembly District	562	380	67.6		248	80											
4th Supervisorial Distri	562	380	67.6		248	80											
City Of Watsonville	560	379	67.7		247	80											
Unincorporated Area	2	1	50.0		1	0											



***Absentee Totals 13	Pajaro Valley Unified School District Board Member Trustee Area 3															
	Registration	Ballots Cast	Turnout (%)		Pajaro Valley Unified Board Member - Area 3 (1) Karen S. Osmundson	Daniel L. Hankemeier										
Santa Cruz County	562	148	26.3		95	34										
17th Congressional Distr	562	148	26.3		95	34										
15th Senatorial District	562	148	26.3		95	34										
28th Assembly District	562	148	26.3		95	34										
4th Supervisorial Distri	562	148	26.3		95	34										
City Of Watsonville	560	147	26.3		94	34										
Unincorporated Area	2	1	50.0		1	0										



***Grand Totals 14	Pajaro Valley Unified School District Board Member Trustee Area 6															
	Registration	Ballots Cast	Turnout (%)		Pajaro Valley Unified Board Member - Area 6 (1) Sandra Nichols	Anastacio Andrade										
Santa Cruz County	6113	4719	77.2		2488	1647										
14th Congressional Distr	638	439	68.8		220	157										
17th Congressional Distr	5475	4280	78.2		2268	1490										
15th Senatorial District	6113	4719	77.2		2488	1647										
27th Assembly District	1079	891	82.6		486	223										
28th Assembly District	5034	3828	76.0		2002	1424										
2nd Supervisorial Distri	4263	3305	77.5		1804	1090										
4th Supervisorial Distri	1850	1414	76.4		684	557										
City Of Watsonville	2584	1935	74.9		969	756										
Unincorporated Area	3529	2784	78.9		1519	891										

***Absentee Totals 14	Pajaro Valley Unified School District Board Member Trustee Area 6															
	Registration	Ballots Cast	Turnout (%)		Pajaro Valley Unified Board Member - Area 6 (1) Sandra Nichols	Anastacio Andrade										
Santa Cruz County	6113	2026	33.1		1114	650										
14th Congressional Distr	638	105	16.5		60	32										
17th Congressional Distr	5475	1921	35.1		1054	618										
15th Senatorial District	6113	2026	33.1		1114	650										
27th Assembly District	1079	533	49.4		291	132										
28th Assembly District	5034	1493	29.7		823	518										
2nd Supervisorial Distri	4263	1403	32.9		819	392										
4th Supervisorial Distri	1850	623	33.7		295	258										
City Of Watsonville	2584	743	28.8		384	279										
Unincorporated Area	3529	1283	36.4		730	371										

15	Los Gatos - Saratoga Union High School District Board Member															
	Registration	Ballots Cast	Turnout (%)		Los Gatos-Saratoga Union High Schl - Board Member Rosemary Rossi	Steven Kahl	Lorrie Wernick	Carol Barmeier	Michele van Zuiden							
1001	37	0	0.0		0	0	0	0	0							
1037	453	281	62.0		54	54	102	44	79							
1038	1397	738	52.8		184	178	237	83	138							
5017	36	0	0.0		0	0	0	0	0							
5022	728	342	47.0		80	72	189	36	38							
5031	98	0	0.0		0	0	0	0	0							
5051	602	253	42.0		74	63	74	31	48							
5067	26	0	0.0		0	0	0	0	0							
8001001	37	31	83.8		12	5	13	6	7							
8001037	453	117	25.8		40	34	38	11	15							
8001038	1397	442	31.6		111	109	161	68	82							
8005017	36	33	91.7		4	8	14	5	7							
8005022	728	273	37.5		83	63	128	34	53							
8005031	98	80	81.6		20	21	33	5	4							
8005051	602	259	43.0		61	59	89	33	46							
8005067	26	24	92.3		6	6	4	5	0							
Precinct Totals	3377	1614	47.8		392	367	602	194	303							
Absentee Totals	3377	1259	37.3		337	305	480	167	214							
Grand Totals	3377	2873	85.1		729	672	1082	361	517							



***Absentee Totals 15	Los Gatos - Saratoga Union High School District Board Member															
	Registration	Ballots Cast	Turnout (%)		Los Gatos-Saratoga Union High Schl - Board Member Rosemary Rossi	Steven Kahl	Lorrie Wernick	Carol Barmeier	Michele van Zuiden							
Santa Cruz County	3377	1259	37.3		337	305	480	167	214							
14th Congressional Distr	3377	1259	37.3		337	305	480	167	214							
11th Senatorial District	764	306	40.1		87	71	142	39	60							
15th Senatorial District	2613	953	36.5		250	234	338	128	154							
27th Assembly District	3377	1259	37.3		337	305	480	167	214							
1st Supervisorial Distri	1887	590	31.3		163	148	212	85	104							
5th Supervisorial Distri	1490	669	44.9		174	157	268	82	110							
Unincorporated Area	3377	1259	37.3		337	305	480	167	214							















17	Scotts Valley Unified School District Board Member															
	Registration	Ballots Cast	Turnout (%)		Scotts Valley Unified Board Member Vote for 3 Sue Roth	Carole Harris	Joseph W. Espinola, Jr.	Michael L. Smith	Chuck Walker							
1012	30	0	0.0		0	0	0	0	0							
1021	80	0	0.0		0	0	0	0	0							
1023	468	183	39.1		84	48	73	49	64							
1048	529	252	47.6		113	65	107	56	95							
1050	415	192	46.3		99	53	74	43	80							
1052	96	0	0.0		0	0	0	0	0							
1058	45	0	0.0		0	0	0	0	0							
1059	3	0	0.0		0	0	0	0	0							
1064	187	0	0.0		0	0	0	0	0							
1065	47	0	0.0		0	0	0	0	0							
5015	126	0	0.0		0	0	0	0	0							
5027	196	0	0.0		0	0	0	0	0							
5029	222	0	0.0		0	0	0	0	0							
5033	603	284	47.1		145	80	135	78	106							
5034	329	197	59.9		116	43	116	50	91							
5039	54	0	0.0		0	0	0	0	0							
5040	226	0	0.0		0	0	0	0	0							
5041	0	0	n/a		0	0	0	0	0							
5045	477	271	56.8		131	63	121	70	108							
5066	18	0	0.0		0	0	0	0	0							
5401	894	529	59.2		322	172	288	176	263							
5402	618	271	43.9		143	79	125	74	109							
5403	1445	795	55.0		427	208	391	198	347							
5405	1000	495	49.5		273	137	235	143	232							
5406	1063	558	52.5		292	114	272	130	262							
5407	1055	543	51.5		301	136	292	146	291							
5413	1266	688	54.3		376	169	352	195	334							
8001012	30	28	93.3		15	12	15	8	7							
8001021	80	72	90.0		34	28	26	26	18							
8001023	468	204	43.6		87	60	67	59	65							
8001048	529	206	38.9		105	52	87	59	97							
8001050	415	167	40.2		86	49	64	45	76							
8001052	96	84	87.5		40	20	47	29	47							
8001058	45	39	86.7		19	13	17	16	19							
8001059	3	1	33.3		0	0	0	0	0							
8001064	187	161	86.1		86	38	81	41	66							
8001065	47	42	89.4		18	16	17	13	11							
8005015	126	118	93.7		75	53	48	49	49							
8005027	196	168	85.7		85	40	79	60	72							
8005029	222	191	86.0		134	46	91	46	89							
8005033	603	241	40.0		151	71	133	63	116							
8005034	329	96	29.2		66	23	50	39	49							
8005039	54	45	83.3		22	18	19	14	21							
8005040	226	205	90.7		123	58	106	86	93							
8005041	0	0	n/a		0	0	0	0	0							
8005045	477	115	24.1		56	27	42	39	43							
8005066	18	16	88.9		10	3	3	2	7							
8005401	894	253	28.3		146	80	153	86	131							
8005402	618	262	42.4		140	87	114	88	143							
8005403	1445	420	29.1		231	110	210	134	189							
8005405	1000	342	34.2		202	106	178	128	144							
8005406	1063	295	27.8		179	74	158	87	152							
8005407	1055	375	35.5		216	109	168	101	198							
8005413	1266	397	31.4		221	99	226	101	212							
Precinct Totals	11492	5258	45.8		2822	1367	2581	1408	2382							
Absentee Totals	11492	4543	39.5		2547	1292	2199	1419	2114							
Grand Totals	11492	9801	85.3		5369	2659	4780	2827	4496							

***Grand Totals 17	Scotts Valley Unified School District Board Member															
	Registration	Ballots Cast	Turnout (%)		Scotts Valley Unified Board Member Vote for 3 Sue Roth	Carole Harris	Joseph W. Espinola, Jr.	Michael L. Smith	Chuck Walker							
Santa Cruz County	11492	9801	85.3		5369	2659	4780	2827	4496							
14th Congressional Distr	11492	9801	85.3		5369	2659	4780	2827	4496							
15th Senatorial District	11492	9801	85.3		5369	2659	4780	2827	4496							
27th Assembly District	11492	9801	85.3		5369	2659	4780	2827	4496							
1st Supervisorial Distri	1900	1631	85.8		786	454	675	444	645							
5th Supervisorial Distri	9592	8170	85.2		4583	2205	4105	2383	3851							
City Of Scotts Valley	7341	6223	84.8		3469	1680	3162	1787	3007							
Unincorporated Area	4151	3578	86.2		1900	979	1618	1040	1489							

***Absentee Totals 17	Scotts Valley Unified School District Board Member															
	Registration	Ballots Cast	Turnout (%)		Scotts Valley Unified Board Member Vote for 3 Sue Roth	Carole Harris	Joseph W. Espinola, Jr.	Michael L. Smith	Chuck Walker							
Santa Cruz County	11492	4543	39.5		2547	1292	2199	1419	2114							
14th Congressional Distr	11492	4543	39.5		2547	1292	2199	1419	2114							
15th Senatorial District	11492	4543	39.5		2547	1292	2199	1419	2114							
27th Assembly District	11492	4543	39.5		2547	1292	2199	1419	2114							
1st Supervisorial Distri	1900	1004	52.8		490	288	421	296	406							
5th Supervisorial Distri	9592	3539	36.9		2057	1004	1778	1123	1708							
City Of Scotts Valley	7341	2344	31.9		1335	665	1207	725	1169							
Unincorporated Area	4151	2199	53.0		1212	627	992	694	945							



18	Aromas - San Juan Unified School District Board Member															
	Registration	Ballots Cast	Turnout (%)		Aromas-San Juan School Board Member Vote for 3 Bonnie Mahler	Sylvia Rios-Metcalf	Rachel Ponce	Paul Goodman	Donald M. Clark	Leslie Austin						
4023	63	0	0.0		0	0	0	0	0	0						
8004023	63	54	85.7		28	17	17	16	14	18						
Precinct Totals	63	0	0.0		0	0	0	0	0	0						
Absentee Totals	63	54	85.7		28	17	17	16	14	18						
Grand Totals	63	54	85.7		28	17	17	16	14	18						

***Grand Totals 18	Aromas - San Juan Unified School District Board Member															
	Registration	Ballots Cast	Turnout (%)		Aromas-San Juan School Board Member Vote for 3 Bonnie Mahler	Sylvia Rios-Metcalf	Rachel Ponce	Paul Goodman	Donald M. Clark	Leslie Austin						
Santa Cruz County	63	54	85.7		28	17	17	16	14	18						
17th Congressional Distr	63	54	85.7		28	17	17	16	14	18						
15th Senatorial District	63	54	85.7		28	17	17	16	14	18						
28th Assembly District	63	54	85.7		28	17	17	16	14	18						
4th Supervisorial Distri	63	54	85.7		28	17	17	16	14	18						
Unincorporated Area	63	54	85.7		28	17	17	16	14	18						

***Absentee Totals 18	Aromas - San Juan Unified School District Board Member															
	Registration	Ballots Cast	Turnout (%)		Aromas-San Juan School Board Member Vote for 3 Bonnie Mahler	Sylvia Rios-Metcalf	Rachel Ponce	Paul Goodman	Donald M. Clark	Leslie Austin						
Santa Cruz County	63	54	85.7		28	17	17	16	14	18						
17th Congressional Distr	63	54	85.7		28	17	17	16	14	18						
15th Senatorial District	63	54	85.7		28	17	17	16	14	18						
28th Assembly District	63	54	85.7		28	17	17	16	14	18						
4th Supervisorial Distri	63	54	85.7		28	17	17	16	14	18						
Unincorporated Area	63	54	85.7		28	17	17	16	14	18						



***Grand Totals 19	Bonny Doon Elementary School District Board Member															
	Registration	Ballots Cast	Turnout (%)		Bonny Doon Elementary Board Member Vote for 2 Michael Zucker	Lisa J. Palm	Michelle Whitesell	Frank Wylie								
Santa Cruz County	2219	1858	83.7		546	740	537	418								
14th Congressional Distr	2219	1858	83.7		546	740	537	418								
11th Senatorial District	2219	1858	83.7		546	740	537	418								
27th Assembly District	2219	1858	83.7		546	740	537	418								
3rd Supervisorial Distri	2219	1858	83.7		546	740	537	418								
Unincorporated Area	2219	1858	83.7		546	740	537	418								

***Absentee Totals 19	Bonny Doon Elementary School District Board Member															
	Registration	Ballots Cast	Turnout (%)		Bonny Doon Elementary Board Member Vote for 2 Michael Zucker	Lisa J. Palm	Michelle Whitesell	Frank Wylie								
Santa Cruz County	2219	701	31.6		191	264	218	172								
14th Congressional Distr	2219	701	31.6		191	264	218	172								
11th Senatorial District	2219	701	31.6		191	264	218	172								
27th Assembly District	2219	701	31.6		191	264	218	172								
3rd Supervisorial Distri	2219	701	31.6		191	264	218	172								
Unincorporated Area	2219	701	31.6		191	264	218	172								



***Grand Totals 20	Live Oak School District Board Member															
	Registration	Ballots Cast	Turnout (%)		Live Oak Elementary Board Member Vote for 2 Susan King Mc Clain	Charlie Rous	Bernard 'Barney' Bricmont	James D. Bresnahan								
Santa Cruz County	12845	10577	82.3		4113	2052	2601	2339								
17th Congressional Distr	12845	10577	82.3		4113	2052	2601	2339								
11th Senatorial District	12845	10577	82.3		4113	2052	2601	2339								
27th Assembly District	12845	10577	82.3		4113	2052	2601	2339								
1st Supervisorial Distri	11939	9854	82.5		3822	1917	2415	2181								
3rd Supervisorial Distri	906	723	79.8		291	135	186	158								
City Of Capitola	265	204	77.0		95	54	46	38								
Unincorporated Area	12580	10373	82.5		4018	1998	2555	2301								



***Absentee Totals 20	Live Oak School District Board Member															
	Registration	Ballots Cast	Turnout (%)		Live Oak Elementary Board Member Vote for 2 Susan King Mc Clain	Charlie Rous	Bernard 'Barney' Bricmont	James D. Bresnahan								
Santa Cruz County	12845	3787	29.5		1548	750	960	924								
17th Congressional Distr	12845	3787	29.5		1548	750	960	924								
11th Senatorial District	12845	3787	29.5		1548	750	960	924								
27th Assembly District	12845	3787	29.5		1548	750	960	924								
1st Supervisorial Distri	11939	3519	29.5		1433	700	890	866								
3rd Supervisorial Distri	906	268	29.6		115	50	70	58								
City Of Capitola	265	204	77.0		95	54	46	38								
Unincorporated Area	12580	3583	28.5		1453	696	914	886								



***Grand Totals 21	Loma Prieta Union Elementary School District Board Member															
	Registration	Ballots Cast	Turnout (%)		Loma Prieta Union Elem. Board Member Vote for 2 Patrick (Pat) McEntee	Patricia K. H. Rasmussen	Lydia Dobyys	Randy Weeton								
Santa Cruz County	2515	2146	85.3		550	998	796	385								
14th Congressional Distr	2515	2146	85.3		550	998	796	385								
15th Senatorial District	2515	2146	85.3		550	998	796	385								
27th Assembly District	2515	2146	85.3		550	998	796	385								
1st Supervisorial Distri	1887	1610	85.3		430	790	582	285								
5th Supervisorial Distri	628	536	85.4		120	208	214	100								
Unincorporated Area	2515	2146	85.3		550	998	796	385								

***Absentee Totals 21	Loma Prieta Union Elementary School District Board Member															
	Registration	Ballots Cast	Turnout (%)		Loma Prieta Union Elem. Board Member Vote for 2 Patrick (Pat) McEntee	Patricia K. H. Rasmussen	Lydia Dobyys	Randy Weeton								
Santa Cruz County	2515	874	34.8		251	393	315	184								
14th Congressional Distr	2515	874	34.8		251	393	315	184								
15th Senatorial District	2515	874	34.8		251	393	315	184								
27th Assembly District	2515	874	34.8		251	393	315	184								
1st Supervisorial Distri	1887	591	31.3		176	282	213	128								
5th Supervisorial Distri	628	283	45.1		75	111	102	56								
Unincorporated Area	2515	874	34.8		251	393	315	184								



***Grand Totals 22	Soquel Union Elementary School District Board Member															
	Registration	Ballots Cast	Turnout (%)		Soquel Union Elementary Board Member Vote for 3 Judy Mc Gooden	Kevin G. Mc Gibben	Ted Donnelly	Keith P. Cahalen								
Santa Cruz County	16801	14226	84.7		6339	6338	5525	2806								
14th Congressional Distr	2433	2083	85.6		959	955	823	441								
17th Congressional Distr	14368	12143	84.5		5380	5383	4702	2365								
11th Senatorial District	13091	11058	84.5		4831	4870	4222	2120								
15th Senatorial District	3710	3168	85.4		1508	1468	1303	686								
27th Assembly District	16801	14226	84.7		6339	6338	5525	2806								
1st Supervisorial Distri	10091	8578	85.0		4007	3900	3464	1590								
2nd Supervisorial Distri	6710	5648	84.2		2332	2438	2061	1216								
City Of Capitola	5920	4966	83.9		2075	2173	1816	1060								
Unincorporated Area	10881	9260	85.1		4264	4165	3709	1746								

***Absentee Totals 22	Soquel Union Elementary School District Board Member															
	Registration	Ballots Cast	Turnout (%)		Soquel Union Elementary Board Member Vote for 3 Judy Mc Gooden	Kevin G. Mc Gibben	Ted Donnelly	Keith P. Cahalen								
Santa Cruz County	16801	5912	35.2		2774	2702	2418	1223								
14th Congressional Distr	2433	1137	46.7		518	531	439	236								
17th Congressional Distr	14368	4775	33.2		2256	2171	1979	987								
11th Senatorial District	13091	4357	33.3		2026	1966	1780	868								
15th Senatorial District	3710	1555	41.9		748	736	638	355								
27th Assembly District	16801	5912	35.2		2774	2702	2418	1223								
1st Supervisorial Distri	10091	3923	38.9		1880	1803	1641	772								
2nd Supervisorial Distri	6710	1989	29.6		894	899	777	451								
City Of Capitola	5920	1734	29.3		810	802	693	377								
Unincorporated Area	10881	4178	38.4		1964	1900	1725	846								













24	City of Capitola - Councilmember City of Capitola - Treasurer														
	Registration	Ballots Cast	Turnout (%)		City of Capitola Councilmember Vote for 2 Kirby Nicol	Daniel Passino	Richard Halterman	Colleen Corrigan-Armstro	Michael V. Terrini	Jacques Bertrand		City of Capitola Treasurer Vote for 1 Robert 'Bob' Begun			
1201	265	0	0.0		0	0	0	0	0	0		0			
1202	639	289	45.2		120	78	28	69	90	21		176			
2201	1039	563	54.2		186	115	73	142	152	55		345			
2202	695	393	56.5		93	156	27	103	149	21		226			
2204	924	537	58.1		183	158	41	120	158	76		343			
2205	933	515	55.2		156	138	53	141	153	32		304			
2206	701	398	56.8		106	116	75	71	123	30		227			
2208	989	532	53.8		168	118	67	154	130	50		323			
8001201	265	203	76.6		26	37	82	62	38	17		127			
8001202	639	211	33.0		73	59	36	52	79	28		156			
8002201	1039	292	28.1		99	78	59	90	92	30		203			
8002202	695	211	30.4		73	83	23	44	81	13		141			
8002204	924	270	29.2		116	81	20	65	111	30		192			
8002205	933	290	31.1		93	90	68	83	89	29		206			
8002206	701	176	25.1		47	52	32	45	68	17		116			
8002208	989	290	29.3		78	74	50	68	83	37		187			
Precinct Totals	6185	3227	52.2		1012	879	364	800	955	285		1944			
Absentee Totals	6185	1943	31.4		605	554	370	509	641	201		1328			
Grand Totals	6185	5170	83.6		1617	1433	734	1309	1596	486		3272			

***Grand Totals 24	City of Capitola - Councilmember City of Capitola - Treasurer															
	Registration	Ballots Cast	Turnout (%)		City of Capitola Councilmember Vote for 2 Kirby Nicol	Daniel Passino	Richard Halterman	Colleen Corrigan-Armstro	Michael V. Termini	Jacques Bertrand		City of Capitola Treasurer Vote for 1 Robert 'Bob' Begun				
Santa Cruz County	6185	5170	83.6		1617	1433	734	1309	1596	486		3272				
17th Congressional Distr	6185	5170	83.6		1617	1433	734	1309	1596	486		3272				
11th Senatorial District	6185	5170	83.6		1617	1433	734	1309	1596	486		3272				
27th Assembly District	6185	5170	83.6		1617	1433	734	1309	1596	486		3272				
1st Supervisorial Distri	904	703	77.8		219	174	146	183	207	66		459				
2nd Supervisorial Distri	5281	4467	84.6		1398	1259	588	1126	1389	420		2813				
City Of Capitola	6185	5170	83.6		1617	1433	734	1309	1596	486		3272				

***Absentee Totals 24	City of Capitola - Councilmember City of Capitola - Treasurer															
	Registration	Ballots Cast	Turnout (%)		City of Capitola Councilmember Vote for 2 Kirby Nicol	Daniel Passino	Richard Halterman	Colleen Corrigan-Armstro	Michael V. Terrini	Jacques Bertrand		City of Capitola Treasurer Vote for 1 Robert 'Bob' Begun				
Santa Cruz County	6185	1943	31.4		605	554	370	509	641	201		1328				
17th Congressional Distr	6185	1943	31.4		605	554	370	509	641	201		1328				
11th Senatorial District	6185	1943	31.4		605	554	370	509	641	201		1328				
27th Assembly District	6185	1943	31.4		605	554	370	509	641	201		1328				
1st Supervisorial Distri	904	414	45.8		99	96	118	114	117	45		283				
2nd Supervisorial Distri	5281	1529	29.0		506	458	252	395	524	156		1045				
City Of Capitola	6185	1943	31.4		605	554	370	509	641	201		1328				

City of Santa Cruz Councilmember																
25	Registration	Ballots Cast	Turnout (%)		City of Santa Cruz Councilmember Vote for 4 Tony Madrigal	Emily Reilly	Mark Primack	Ed Porter	Mark Fogel	Scott Kennedy	Ryan Coonerty					
1101	681	382	56.1		127	204	195	114	89	134	160					
1103	811	417	51.4		135	223	190	109	124	164	201					
1113	699	285	40.8		90	142	126	91	74	111	136					
3101	453	235	51.9		102	105	73	124	50	59	122					
3102	1381	747	54.1		286	467	295	307	92	282	436					
3103	1243	665	53.5		273	358	230	236	81	216	375					
3104	1409	839	59.5		363	495	299	324	105	334	468					
3105	1090	613	56.2		251	359	243	259	140	232	394					
3108	1025	595	58.0		276	398	205	239	75	232	388					
3113	1015	587	57.8		216	345	229	259	93	188	343					
3114	1277	796	62.3		376	512	247	381	83	281	473					
3115	1108	643	58.0		301	437	205	267	84	240	375					
3116	1069	626	58.6		281	393	206	290	73	213	355					
3119	1279	770	60.2		323	465	269	264	89	302	414					
3121	1114	632	56.7		338	367	146	260	64	184	352					
3122	584	364	62.3		187	188	94	121	26	114	190					
3123	1090	583	53.5		283	286	153	213	69	181	304					
3125	821	437	53.2		198	278	188	201	81	165	258					
3129	744	424	57.0		165	273	166	190	71	194	242					
3130	1284	734	57.2		314	435	276	321	138	275	399					
3140	773	388	50.2		125	237	234	120	88	144	239					
3143	623	380	61.0		155	274	147	157	34	163	253					
3145	1229	680	55.3		246	429	241	253	109	283	408					
3146	1247	746	59.8		299	464	239	271	86	278	445					
3148	862	533	61.8		216	325	186	207	71	210	299					
3151	815	530	65.0		206	303	200	198	79	198	290					
3153	1203	718	59.7		309	432	253	263	121	248	372					
3158	741	407	54.9		182	246	146	169	67	165	240					
3160	672	415	61.8		238	185	75	129	18	132	177					
3161	398	312	78.4		109	139	47	95	10	98	118					
3163	714	550	77.0		310	226	95	187	43	163	254					
3165	557	416	74.7		197	166	68	158	19	98	164					
3166	458	334	72.9		156	132	53	101	19	65	163					
3168	381	295	77.4		96	94	41	93	13	67	106					
3169	455	344	75.6		141	107	34	88	21	82	118					
3171	1056	622	58.9		234	410	235	258	134	256	314					
3178	946	507	53.6		274	289	121	186	56	162	266					
3181	608	371	61.0		173	230	123	141	47	147	199					
5101	1212	563	46.5		264	291	160	235	74	177	297					
5108	1419	697	49.1		318	380	203	247	97	232	358					
5110	1066	602	56.5		235	368	245	218	110	259	323					
5114	589	312	53.0		135	178	85	133	37	106	175					
5162	704	462	65.6		188	206	89	133	21	144	218					
8001101	681	212	31.1		82	117	108	79	61	97	108					
8001103	811	310	38.2		101	170	148	116	93	102	131					
8001113	699	321	45.9		87	169	190	110	108	109	127					
8003101	453	172	38.0		64	73	43	115	36	56	103					
8003102	1381	422	30.6		126	259	184	168	79	164	232					
8003103	1243	376	30.2		131	236	176	154	69	145	224					
8003104	1409	341	24.2		146	191	161	139	68	146	201					
8003105	1090	347	31.8		97	211	177	132	97	147	212					
8003108	1025	272	26.5		100	188	134	98	55	105	151					
8003113	1015	258	25.4		109	157	106	116	58	99	111					
8003114	1277	283	22.2		110	170	98	127	44	115	162					
8003115	1108	288	26.0		123	181	103	129	55	119	149					
8003116	1069	250	23.4		111	171	107	107	32	99	158					
8003119	1279	228	17.8		104	131	92	80	36	107	111					
8003121	1114	244	21.9		106	146	82	93	29	90	127					
8003122	584	83	14.2		41	35	21	35	13	23	46					
8003123	1090	241	22.1		115	127	89	108	43	78	123					
8003125	821	287	35.0		94	181	131	126	50	126	162					
8003129	744	224	30.1		83	145	87	102	38	103	143					
8003130	1284	300	23.4		89	170	99	148	83	111	163					
8003140	773	378	48.9		109	220	213	114	114	166	225					
8003143	623	158	25.4		42	112	66	80	28	77	88					
8003145	1229	380	30.9		128	243	174	139	86	165	210					
8003146	1247	174	14.0		65	103	67	84	35	75	108					
8003148	862	176	20.4		77	99	62	68	40	68	92					
8003151	815	170	20.9		46	94	73	52	40	73	80					



25	City of Santa Cruz Councilmember															
	Registration	Ballots Cast	Turnout (%)		City of Santa Cruz Councilmember Vote for 4 Tony Madrigal	Emily Reilly	Mark Primack	Ed Porter	Mark Fogel	Scott Kennedy	Ryan Coonerty					
8003153	1203	311	25.9		96	179	122	126	64	136	185					
8003158	741	183	24.7		82	116	62	79	47	90	101					
8003160	672	50	7.4		24	25	15	17	2	16	20					
8003161	398	13	3.3		1	6	3	4	0	4	6					
8003163	714	25	3.5		15	14	9	14	2	4	12					
8003165	557	30	5.4		15	14	7	10	2	7	12					
8003166	458	37	8.1		18	11	3	14	2	5	16					
8003168	381	11	2.9		0	2	1	1	1	0	2					
8003169	455	24	5.3		11	10	2	8	0	8	12					
8003171	1056	313	29.6		114	184	141	116	81	134	166					
8003178	946	237	25.1		100	147	77	106	28	109	120					
8003181	608	127	20.9		63	75	57	53	27	58	81					
8005101	1212	313	25.8		113	175	124	122	67	146	182					
8005108	1419	390	27.5		181	228	156	155	61	174	204					
8005110	1066	327	30.7		113	200	145	110	76	145	178					
8005114	589	169	28.7		59	86	60	68	40	67	92					
8005162	704	106	15.1		45	63	42	34	7	52	62					
Precinct Totals	38905	22558	58.0		9691	12841	7355	8610	3075	7978	12181					
Absentee Totals	38905	9561	24.6		3536	5634	4017	3856	1997	3920	5198					
Grand Totals	38905	32119	82.6		13227	18475	11372	12466	5072	11898	17379					

***Grand Totals	City of Santa Cruz Councilmember															
25	Registration	Ballots Cast	Turnout (%)		City of Santa Cruz Councilmember Vote for 4 Tony Madrigal	Emily Reilly	Mark Primack	Ed Porter	Mark Fogel	Scott Kennedy	Ryan Coonerty					
Santa Cruz County	38905	32119	82.6		13227	18475	11372	12466	5072	11898	17379					
17th Congressional Distr	38905	32119	82.6		13227	18475	11372	12466	5072	11898	17379					
11th Senatorial District	38905	32119	82.6		13227	18475	11372	12466	5072	11898	17379					
27th Assembly District	38905	32119	82.6		13227	18475	11372	12466	5072	11898	17379					
1st Supervisorial Distri	2191	1927	88.0		622	1025	957	619	549	717	863					
3rd Supervisorial Distri	31724	26251	82.7		10954	15275	9106	10392	3933	9679	14427					
5th Supervisorial Distri	4990	3941	79.0		1651	2175	1309	1455	590	1502	2089					
City Of Santa Cruz	38905	32119	82.6		13227	18475	11372	12466	5072	11898	17379					

***Absentee Totals 25	City of Santa Cruz Councilmember															
	Registration	Ballots Cast	Turnout (%)		City of Santa Cruz Councilmember Vote for 4 Tony Madrigal	Emily Reilly	Mark Primack	Ed Porter	Mark Fogel	Scott Kennedy	Ryan Coonerty					
Santa Cruz County	38905	9561	24.6		3536	5634	4017	3856	1997	3920	5198					
17th Congressional Distr	38905	9561	24.6		3536	5634	4017	3856	1997	3920	5198					
11th Senatorial District	38905	9561	24.6		3536	5634	4017	3856	1997	3920	5198					
27th Assembly District	38905	9561	24.6		3536	5634	4017	3856	1997	3920	5198					
1st Supervisorial Distri	2191	843	38.5		270	456	446	305	262	308	366					
3rd Supervisorial Distri	31724	7413	23.4		2755	4426	3044	3062	1484	3028	4114					
5th Supervisorial Distri	4990	1305	26.2		511	752	527	489	251	584	718					
City Of Santa Cruz	38905	9561	24.6		3536	5634	4017	3856	1997	3920	5198					



***Grand Totals	City of Scotts Valley Councilmember															
26																
	Registration	Ballots Cast	Turnout (%)		City of Scotts Valley Councilmember Vote for 3 Randy Johnson	Debbie Muth	Dene Bustichi	Cliff Barrett								
Santa Cruz County	7341	6223	84.8		3796	2527	3879	2849								
14th Congressional Distr	7341	6223	84.8		3796	2527	3879	2849								
15th Senatorial District	7341	6223	84.8		3796	2527	3879	2849								
27th Assembly District	7341	6223	84.8		3796	2527	3879	2849								
5th Supervisorial Distri	7341	6223	84.8		3796	2527	3879	2849								
City Of Scotts Valley	7341	6223	84.8		3796	2527	3879	2849								

***Absentee Totals	City of Scotts Valley Councilmember															
26																
	Registration	Ballots Cast	Turnout (%)		City of Scotts Valley Councilmember Vote for 3 Randy Johnson	Debbie Muth	Dene Bustichi	Cliff Barrett								
Santa Cruz County	7341	2344	31.9		1516	921	1468	1149								
14th Congressional Distr	7341	2344	31.9		1516	921	1468	1149								
15th Senatorial District	7341	2344	31.9		1516	921	1468	1149								
27th Assembly District	7341	2344	31.9		1516	921	1468	1149								
5th Supervisorial Distri	7341	2344	31.9		1516	921	1468	1149								
City Of Scotts Valley	7341	2344	31.9		1516	921	1468	1149								



***Grand Totals 27	City of Watsonville Councilmember District 1																
	Registration	Ballots Cast	Turnout (%)		City of Watsonville Council - Dist 1 (1) Gabriel Gonzalez	Manuel Q. Bersamin											
Santa Cruz County	1034	707	68.4		274	386											
17th Congressional Distr	1034	707	68.4		274	386											
15th Senatorial District	1034	707	68.4		274	386											
28th Assembly District	1034	707	68.4		274	386											
4th Supervisorial Distri	1034	707	68.4		274	386											
City Of Watsonville	1034	707	68.4		274	386											



***Absentee Totals 27	City of Watsonville Councilmember District 1															
	Registration	Ballots Cast	Turnout (%)		City of Watsonville Council - Dist 1 (1) Gabriel Gonzalez	Manuel Q. Bersamin										
Santa Cruz County	1034	242	23.4		90	137										
17th Congressional Distr	1034	242	23.4		90	137										
15th Senatorial District	1034	242	23.4		90	137										
28th Assembly District	1034	242	23.4		90	137										
4th Supervisorial Distri	1034	242	23.4		90	137										
City Of Watsonville	1034	242	23.4		90	137										



***Grand Totals 28	City of Watsonville Councilmember District 2															
	Registration	Ballots Cast	Turnout (%)		City of Watsonville Council- Dist 2 (1) Oscar A. Rios	Richard De La Paz, Jr										
Santa Cruz County	1185	771	65.1		501	236										
17th Congressional Distr	1185	771	65.1		501	236										
15th Senatorial District	1185	771	65.1		501	236										
28th Assembly District	1185	771	65.1		501	236										
4th Supervisorial Distri	1185	771	65.1		501	236										
City Of Watsonville	1185	771	65.1		501	236										

***Absentee Totals 28	City of Watsonville Councilmember District 2															
	Registration	Ballots Cast	Turnout (%)		City of Watsonville Council- Dist 2 (1) Oscar A. Rios	Richard De La Paz, Jr										
Santa Cruz County	1185	320	27.0		212	94										
17th Congressional Distr	1185	320	27.0		212	94										
15th Senatorial District	1185	320	27.0		212	94										
28th Assembly District	1185	320	27.0		212	94										
4th Supervisorial Distri	1185	320	27.0		212	94										
City Of Watsonville	1185	320	27.0		212	94										



***Grand Totals 29	City of Watsonville Councilmember District 6															
	Registration	Ballots Cast	Turnout (%)		City of Watsonville Council- Dist 6 (1) Judy Doering-Nielsen											
Santa Cruz County	2310	1734	75.1		1303											
17th Congressional Distr	2310	1734	75.1		1303											
15th Senatorial District	2310	1734	75.1		1303											
28th Assembly District	2310	1734	75.1		1303											
2nd Supervisorial Distri	2	1	50.0		1											
4th Supervisorial Distri	2308	1733	75.1		1302											
City Of Watsonville	2310	1734	75.1		1303											

***Absentee Totals 29	City of Watsonville Councilmember District 6															
	Registration	Ballots Cast	Turnout (%)		City of Watsonville Council- Dist 6 (1) Judy Doering-Nielsen											
Santa Cruz County	2310	649	28.1		504											
17th Congressional Distr	2310	649	28.1		504											
15th Senatorial District	2310	649	28.1		504											
28th Assembly District	2310	649	28.1		504											
2nd Supervisorial Distri	2	1	50.0		1											
4th Supervisorial Distri	2308	648	28.1		503											
City Of Watsonville	2310	649	28.1		504											

30	Aptos / La Selva Fire Protection District Director															
	Registration	Ballots Cast	Turnout (%)		Aptos/La Selva Fire Director Vote for 3 Marilyn J. Ramos	Park Cuseo	Michael Weatherford	Chuck Anderson	David Barbin							
2016	11	0	0.0		0	0	0	0	0							
2020	76	0	0.0		0	0	0	0	0							
2023	1081	636	58.8		381	195	290	82	215							
2024	997	535	53.7		299	149	230	69	163							
2025	594	338	56.9		191	73	128	42	125							
2026	426	210	49.3		118	52	80	26	81							
2029	918	481	52.4		270	125	179	64	149							
2030	999	583	58.4		315	152	209	81	181							
2031	845	495	58.6		288	134	210	68	168							
2032	1045	566	54.2		363	143	280	74	227							
2033	1323	736	55.6		433	211	317	116	294							
2035	1227	731	59.6		464	214	365	116	273							
2036	25	0	0.0		0	0	0	0	0							
2038	534	278	52.1		177	89	128	41	111							
2041	484	233	48.1		123	74	101	29	79							
2050	0	0	n/a		0	0	0	0	0							
2051	1437	744	51.8		379	222	273	104	223							
2052	1199	581	48.5		352	181	276	86	180							
2053	1232	555	45.0		351	208	257	60	213							
2054	711	380	53.4		223	105	168	42	147							
2060	13	0	0.0		0	0	0	0	0							
2063	1037	575	55.4		339	180	266	81	197							
2064	0	0	n/a		0	0	0	0	0							
8002016	11	11	100.0		8	6	7	2	3							
8002020	76	69	90.8		32	19	25	5	20							
8002023	1081	323	29.9		198	134	157	47	95							
8002024	997	357	35.8		219	104	176	44	115							
8002025	594	170	28.6		104	57	83	26	53							
8002026	426	160	37.6		111	48	80	21	61							
8002029	918	282	30.7		174	82	155	42	77							
8002030	999	284	28.4		176	79	122	44	100							
8002031	845	278	32.9		183	76	135	41	99							
8002032	1045	271	25.9		180	102	163	49	91							
8002033	1323	380	28.7		235	128	190	42	119							
8002035	1227	350	28.5		228	100	195	56	143							
8002036	25	25	100.0		15	8	15	2	9							
8002038	534	155	29.0		101	48	83	35	55							
8002041	484	170	35.1		102	62	83	22	65							
8002050	0	0	n/a		0	0	0	0	0							
8002051	1437	473	32.9		276	161	218	56	141							
8002052	1199	455	37.9		268	168	238	48	150							
8002053	1232	475	38.6		276	174	242	80	142							
8002054	711	231	32.5		146	69	112	27	86							
8002060	13	12	92.3		7	7	4	0	5							
8002063	1037	349	33.7		221	127	189	40	138							
8002064	0	0	n/a		0	0	0	0	0							
Precinct Totals	16214	8657	53.4		5066	2507	3757	1181	3026							
Absentee Totals	16214	5280	32.6		3260	1759	2672	729	1767							
Grand Totals	16214	13937	86.0		8326	4266	6429	1910	4793							



***Grand Totals 30	Aptos / La Selva Fire Protection District Director															
	Registration	Ballots Cast	Turnout (%)		Aptos/La Selva Fire Director Vote for 3 Marilyn J. Ramos	Park Cuseo	Michael Weatherford	Chuck Anderson	David Barbin							
Santa Cruz County	16214	13937	86.0		8326	4266	6429	1910	4793							
14th Congressional Distr	25	25	100.0		15	8	15	2	9							
17th Congressional Distr	16189	13912	85.9		8311	4258	6414	1908	4784							
11th Senatorial District	6240	5389	86.4		3121	1595	2354	697	1751							
15th Senatorial District	9974	8548	85.7		5205	2671	4075	1213	3042							
27th Assembly District	16214	13937	86.0		8326	4266	6429	1910	4793							
2nd Supervisorial Distri	16214	13937	86.0		8326	4266	6429	1910	4793							
Unincorporated Area	16214	13937	86.0		8326	4266	6429	1910	4793							

***Absentee Totals 30	Aptos / La Selva Fire Protection District Director															
	Registration	Ballots Cast	Turnout (%)		Aptos/La Selva Fire Director Vote for 3 Marilyn J. Ramos	Park Cuseo	Michael Weatherford	Chuck Anderson	David Barbin							
Santa Cruz County	16214	5280	32.6		3260	1759	2672	729	1767							
14th Congressional Distr	25	25	100.0		15	8	15	2	9							
17th Congressional Distr	16189	5255	32.5		3245	1751	2657	727	1758							
11th Senatorial District	6240	2065	33.1		1260	674	1006	268	648							
15th Senatorial District	9974	3215	32.2		2000	1085	1666	461	1119							
27th Assembly District	16214	5280	32.6		3260	1759	2672	729	1767							
2nd Supervisorial Distri	16214	5280	32.6		3260	1759	2672	729	1767							
Unincorporated Area	16214	5280	32.6		3260	1759	2672	729	1767							



***Grand Totals 31	Ben Lomond Fire Protection District Director															
	Registration	Ballots Cast	Turnout (%)		Ben Lomond Fire Director Vote for 2 Roger 'Boots' Lee	Robert B. Hampson	William 'Biff' Beltz									
Santa Cruz County	3600	3015	83.8		1506	1276	1306									
14th Congressional Distr	3600	3015	83.8		1506	1276	1306									
11th Senatorial District	3600	3015	83.8		1506	1276	1306									
27th Assembly District	3600	3015	83.8		1506	1276	1306									
5th Supervisorial Distri	3600	3015	83.8		1506	1276	1306									
Unincorporated Area	3600	3015	83.8		1506	1276	1306									

***Absentee Totals 31	Ben Lomond Fire Protection District Director															
	Registration	Ballots Cast	Turnout (%)		Ben Lomond Fire Director Vote for 2 Roger 'Boots' Lee	Robert B. Hampson	William 'Biff' Beltz									
Santa Cruz County	3600	968	26.9		446	389	494									
14th Congressional Distr	3600	968	26.9		446	389	494									
11th Senatorial District	3600	968	26.9		446	389	494									
27th Assembly District	3600	968	26.9		446	389	494									
5th Supervisorial Distri	3600	968	26.9		446	389	494									
Unincorporated Area	3600	968	26.9		446	389	494									



***Grand Totals 32	Pajaro Valley Fire Protection District Director															
	Registration	Ballots Cast	Turnout (%)		Pajaro Valley Fire Director Vote for 3 Joan E. Peros	Russell Farnaim	Bob Stokes	Pablo Andres Barreto								
Santa Cruz County	6472	5065	78.3		1814	1737	1927	2679								
14th Congressional Distr	3736	2902	77.7		1104	1041	1167	1482								
17th Congressional Distr	2736	2163	79.1		710	696	760	1197								
15th Senatorial District	6472	5065	78.3		1814	1737	1927	2679								
27th Assembly District	1140	943	82.7		376	368	395	405								
28th Assembly District	5332	4122	77.3		1438	1369	1532	2274								
2nd Supervisorial Distri	2816	2195	77.9		831	803	883	1082								
4th Supervisorial Distri	3656	2870	78.5		983	934	1044	1597								
Unincorporated Area	6472	5065	78.3		1814	1737	1927	2679								

***Absentee Totals 32	Pajaro Valley Fire Protection District Director															
	Registration	Ballots Cast	Turnout (%)		Pajaro Valley Fire Director Vote for 3 Joan E. Peros	Russell Farnaim	Bob Stokes	Pablo Andres Barreto								
Santa Cruz County	6472	2274	35.1		926	891	955	1121								
14th Congressional Distr	3736	1243	33.3		539	514	550	582								
17th Congressional Distr	2736	1031	37.7		387	377	405	539								
15th Senatorial District	6472	2274	35.1		926	891	955	1121								
27th Assembly District	1140	640	56.1		273	257	276	254								
28th Assembly District	5332	1634	30.6		653	634	679	867								
2nd Supervisorial Distri	2816	1052	37.4		467	451	489	457								
4th Supervisorial Distri	3656	1222	33.4		459	440	466	664								
Unincorporated Area	6472	2274	35.1		926	891	955	1121								



33	San Lorenzo Valley Water District															
	Director															
	Registration	Ballots Cast	Turnout (%)		San Lorenzo Valley Water Director Vote for 2 David Ross	Jim Neilson	Paul Storm	Gordon Stewart, Jr	Dan Terrell							
3005	0	0	n/a		0	0	0	0	0							
3006	14	0	0.0		0	0	0	0	0							
5008	541	297	54.9		126	123	61	75	43							
5009	3	0	0.0		0	0	0	0	0							
5010	809	470	58.1		185	187	67	133	46							
5011	778	457	58.7		213	206	95	118	55							
5012	1222	737	60.3		358	351	107	171	89							
5016	1007	820	81.4		377	378	160	172	91							
5017	36	0	0.0		0	0	0	0	0							
5019	1336	749	56.1		320	336	167	192	93							
5020	898	527	58.7		220	226	120	131	68							
5021	880	511	58.1		237	249	83	131	61							
5023	962	563	58.5		268	260	89	133	44							
5034	329	197	59.9		84	85	35	39	15							
5035	26	0	0.0		0	0	0	0	0							
5036	182	0	0.0		0	0	0	0	0							
5037	56	0	0.0		0	0	0	0	0							
5038	63	0	0.0		0	0	0	0	0							
5041	0	0	n/a		0	0	0	0	0							
5042	0	0	n/a		0	0	0	0	0							
5043	551	277	50.3		136	140	51	62	31							
5044	227	0	0.0		0	0	0	0	0							
5046	27	0	0.0		0	0	0	0	0							
5047	69	0	0.0		0	0	0	0	0							
5049	208	0	0.0		0	0	0	0	0							
5056	72	0	0.0		0	0	0	0	0							
5058	30	0	0.0		0	0	0	0	0							
5059	226	0	0.0		0	0	0	0	0							
5061	143	0	0.0		0	0	0	0	0							
5062	91	0	0.0		0	0	0	0	0							
5063	11	0	0.0		0	0	0	0	0							
5401	894	524	58.6		236	211	77	150	70							
5402	618	272	44.0		109	103	45	61	16							
8003005	0	0	n/a		0	0	0	0	0							
8003006	14	9	64.3		5	4	0	1	0							
8005008	541	178	32.9		66	66	41	48	27							
8005009	3	1	33.3		1	1	0	0	0							
8005010	809	213	26.3		109	105	25	45	18							
8005011	778	188	24.2		95	98	33	44	21							
8005012	1222	288	23.6		139	151	39	62	32							
8005016	1007	352	35.0		196	204	59	72	40							
8005017	36	32	88.9		7	10	3	8	2							
8005019	1336	393	29.4		183	183	93	96	53							
8005020	898	219	24.4		107	111	44	59	28							
8005021	880	246	28.0		119	128	40	64	29							
8005023	962	259	26.9		146	137	36	70	20							
8005034	329	96	29.2		48	42	12	26	9							
8005035	26	18	69.2		11	11	2	4	3							
8005036	182	144	79.1		60	65	24	36	19							
8005037	56	44	78.6		22	17	10	18	2							
8005038	63	48	76.2		23	18	6	9	5							
8005041	0	0	n/a		0	0	0	0	0							
8005042	0	0	n/a		0	0	0	0	0							
8005043	551	164	29.8		84	89	23	38	21							
8005044	227	170	74.9		76	64	30	45	14							
8005046	27	21	77.8		9	5	4	7	4							
8005047	69	63	91.3		30	24	17	7	12							
8005049	208	165	79.3		73	79	32	33	20							
8005056	72	62	86.1		32	28	5	15	8							
8005058	30	21	70.0		8	8	5	6	5							
8005059	226	192	85.0		85	87	22	37	25							
8005061	143	126	88.1		45	41	29	26	13							
8005062	91	75	82.4		23	24	13	20	12							
8005063	11	10	90.9		7	4	3	4	1							
8005401	894	253	28.3		123	117	35	64	39							
8005402	618	261	42.2		127	108	43	51	18							
Precinct Totals	12309	6401	52.0		2869	2855	1157	1568	722							
Absentee Totals	12309	4311	35.0		2059	2029	728	1015	500							
Grand Totals	12309	10712	87.0		4928	4884	1885	2583	1222							

***Grand Totals 33	San Lorenzo Valley Water District Director															
	Registration	Ballots Cast	Turnout (%)		San Lorenzo Valley Water Director Vote for 2 David Ross	Jim Neilson	Paul Storm	Gordon Stewart, Jr	Dan Terrell							
Santa Cruz County	12309	10712	87.0		4928	4884	1885	2583	1222							
14th Congressional Distr	12309	10712	87.0		4928	4884	1885	2583	1222							
11th Senatorial District	10257	8946	87.2		4129	4141	1612	2152	1033							
15th Senatorial District	2052	1766	86.1		799	743	273	431	189							
27th Assembly District	12309	10712	87.0		4928	4884	1885	2583	1222							
3rd Supervisorial Distri	14	9	64.3		5	4	0	1	0							
5th Supervisorial Distri	12295	10703	87.1		4923	4880	1885	2582	1222							
City Of Scotts Valley	1512	1310	86.6		595	539	200	326	143							
Unincorporated Area	10797	9402	87.1		4333	4345	1685	2257	1079							

***Absentee Totals 33	San Lorenzo Valley Water District Director															
	Registration	Ballots Cast	Turnout (%)		San Lorenzo Valley Water Director Vote for 2 David Ross	Jim Neilson	Paul Storm	Gordon Stewart, Jr	Dan Terrell							
Santa Cruz County	12309	4311	35.0		2059	2029	728	1015	500							
14th Congressional Distr	12309	4311	35.0		2059	2029	728	1015	500							
11th Senatorial District	10257	3538	34.5		1689	1685	612	834	412							
15th Senatorial District	2052	773	37.7		370	344	116	181	88							
27th Assembly District	12309	4311	35.0		2059	2029	728	1015	500							
3rd Supervisorial Distri	14	9	64.3		5	4	0	1	0							
5th Supervisorial Distri	12295	4302	35.0		2054	2025	728	1014	500							
City Of Scotts Valley	1512	514	34.0		250	225	78	115	57							
Unincorporated Area	10797	3797	35.2		1809	1804	650	900	443							

34	Boulder Creek Recreation and Parks District Director															
	Registration	Ballots Cast	Turnout (%)		Boulder Creek Recreation Director Vote for 3 Heidi Lindsay	Eric C. Hammer	Thetis Sammons	April M. Terrell	Eric P. Barbour							
5011	778	457	58.7		166	205	174	148	118							
5016	1007	820	81.4		351	400	257	248	214							
5018	1217	484	39.8		189	238	140	151	140							
5019	1336	750	56.1		314	372	260	220	202							
5020	898	528	58.8		209	236	181	185	125							
5021	880	511	58.1		192	237	166	182	107							
5028	32	0	0.0		0	0	0	0	0							
5037	56	0	0.0		0	0	0	0	0							
5038	63	0	0.0		0	0	0	0	0							
8005011	778	188	24.2		80	91	51	56	58							
8005016	1007	296	29.4		115	150	80	92	91							
8005018	1217	295	24.2		117	141	77	104	78							
8005019	1336	392	29.3		179	236	132	133	113							
8005020	898	219	24.4		91	112	63	65	60							
8005021	880	245	27.8		93	133	78	77	71							
8005028	32	24	75.0		13	10	5	6	11							
8005037	56	44	78.6		22	22	13	16	13							
8005038	63	48	76.2		14	23	13	11	11							
Precinct Totals	6267	3550	56.6		1421	1688	1178	1134	906							
Absentee Totals	6267	1751	27.9		724	918	512	560	506							
Grand Totals	6267	5301	84.6		2145	2606	1690	1694	1412							

***Grand Totals 34	Boulder Creek Recreation and Parks District Director															
	Registration	Ballots Cast	Turnout (%)		Boulder Creek Recreation Director Vote for 3 Heidi Lindsay	Eric C. Hammer	Thetis Sammons	April M. Terrell	Eric P. Barbour							
Santa Cruz County	6267	5301	84.6		2145	2606	1690	1694	1412							
14th Congressional Distr	6267	5301	84.6		2145	2606	1690	1694	1412							
11th Senatorial District	6267	5301	84.6		2145	2606	1690	1694	1412							
27th Assembly District	6267	5301	84.6		2145	2606	1690	1694	1412							
5th Supervisorial Distri	6267	5301	84.6		2145	2606	1690	1694	1412							
Unincorporated Area	6267	5301	84.6		2145	2606	1690	1694	1412							

***Absentee Totals 34	Boulder Creek Recreation and Parks District Director															
	Registration	Ballots Cast	Turnout (%)		Boulder Creek Recreation Director Vote for 3 Heidi Lindsay	Eric C. Hammer	Thetis Sammons	April M. Terrell	Eric P. Barbour							
Santa Cruz County	6267	1751	27.9		724	918	512	560	506							
14th Congressional Distr	6267	1751	27.9		724	918	512	560	506							
11th Senatorial District	6267	1751	27.9		724	918	512	560	506							
27th Assembly District	6267	1751	27.9		724	918	512	560	506							
5th Supervisorial Distri	6267	1751	27.9		724	918	512	560	506							
Unincorporated Area	6267	1751	27.9		724	918	512	560	506							

35	Santa Cruz Port District Commissioner														
	Registration	Ballots Cast	Turnout (%)		Santa Cruz Port District Commissioner Vote for 3 Ron Merrall	Lou Mata	Bill Lee	Paul J. Cogswell	Jim Thoits						
1002	1412	746	52.8		265	161	269	44	216						
1005	1271	679	53.4		233	172	234	44	175						
1006	1070	565	52.8		189	143	210	36	125						
1008	1027	554	53.9		193	141	194	47	137						
1009	655	356	54.4		150	84	149	26	117						
1010	912	486	53.3		193	113	187	35	133						
1011	1302	719	55.2		259	182	264	51	173						
1013	1004	411	40.9		172	102	164	30	132						
1016	601	289	48.1		88	63	118	10	77						
1017	852	484	56.8		181	115	197	38	140						
1018	187	0	0.0		0	0	0	0	0						
1019	620	356	57.4		100	80	120	32	64						
1020	961	516	53.7		170	123	175	39	121						
1021	80	0	0.0		0	0	0	0	0						
1022	852	454	53.3		154	122	168	39	112						
1024	740	420	56.8		162	93	139	30	118						
1026	955	506	53.0		168	100	192	37	123						
1027	873	440	50.4		157	98	147	26	98						
1030	818	447	54.6		158	123	136	42	109						
1039	1447	667	46.1		264	156	281	44	188						
1041	367	209	56.9		66	51	74	14	53						
1044	32	0	0.0		0	0	0	0	0						
1048	529	252	47.6		102	43	107	18	81						
1051	10	0	0.0		0	0	0	0	0						
1060	999	539	54.0		195	117	237	34	150						
1061	1252	642	51.3		244	130	242	39	176						
1069	115	0	0.0		0	0	0	0	0						
1077	53	0	0.0		0	0	0	0	0						
1101	681	382	56.1		156	90	148	22	105						
1103	811	417	51.4		158	114	186	36	113						
1113	699	285	40.8		110	90	119	29	76						
2022	449	240	53.5		90	56	107	16	70						
2048	904	476	52.7		187	97	161	45	133						
3008	906	455	50.2		166	125	190	43	118						
3012	44	0	0.0		0	0	0	0	0						
3102	1381	747	54.1		294	149	290	62	234						
3103	1243	665	53.5		239	113	230	59	166						
3104	1409	839	59.5		330	201	308	53	231						
3105	1090	613	56.2		234	128	251	47	178						
3108	1025	595	58.0		232	109	234	50	175						
3113	1015	587	57.8		231	139	230	38	165						
3114	1277	796	62.3		310	196	307	65	219						
3115	1108	643	58.0		249	145	241	52	177						
3116	1069	626	58.6		242	130	226	37	167						
3119	1279	770	60.2		291	154	261	71	223						
3121	1114	632	56.7		243	155	212	61	178						
3122	584	364	62.3		135	70	117	35	93						
3123	1090	583	53.5		186	133	190	50	148						
3125	821	437	53.2		188	88	189	35	137						
3129	744	424	57.0		168	107	168	27	135						
3130	1284	734	57.2		292	171	318	65	214						
3140	773	388	50.2		172	82	160	21	134						
3143	623	380	61.0		139	70	149	27	111						
3145	1229	680	55.3		269	138	284	57	201						
3146	1247	746	59.8		269	151	300	43	193						
3148	862	533	61.8		220	127	222	36	137						
3151	815	530	65.0		215	127	254	46	185						
3153	1203	718	59.7		280	195	272	59	180						
3158	741	407	54.9		167	89	176	32	117						
3161	398	312	78.4		84	47	64	20	56						
3163	714	550	77.0		217	141	132	56	146						
3169	455	344	75.6		67	49	50	27	49						
3171	1056	622	58.9		249	143	280	47	188						
3178	946	507	53.6		171	116	172	49	132						
3181	608	371	61.0		145	93	135	31	99						
5000	3	0	0.0		0	0	0	0	0						
5009	3	0	0.0		0	0	0	0	0						
5040	226	0	0.0		0	0	0	0	0						
5052	471	265	56.3		123	66	110	16	93						

35	Santa Cruz Port District Commissioner														
	Registration	Ballots Cast	Turnout (%)		Santa Cruz Port District Commissioner Vote for 3 Ron Merrall	Lou Mata	Bill Lee	Paul J. Cogswell	Jim Thoits						
5064	61	0	0.0		0	0	0	0	0						
5101	1212	563	46.5		208	116	195	48	161						
5108	1419	697	49.1		246	157	238	66	193						
5110	1066	602	56.5		235	131	237	38	172						
5114	589	312	53.0		97	69	97	21	74						
5162	704	462	65.6		141	75	100	30	99						
8001002	1412	415	29.4		193	100	180	24	150						
8001005	1271	351	27.6		147	82	144	30	117						
8001006	1070	348	32.5		140	79	139	25	108						
8001008	1027	296	28.8		120	70	141	31	101						
8001009	655	206	31.5		87	56	84	13	58						
8001010	912	277	30.4		104	71	115	32	96						
8001011	1302	338	26.0		144	90	138	29	99						
8001013	1004	445	44.3		187	85	168	41	137						
8001016	601	252	41.9		107	58	123	15	92						
8001017	852	216	25.4		102	45	109	15	87						
8001018	187	165	88.2		58	36	79	12	53						
8001019	620	163	26.3		68	32	85	7	56						
8001020	961	274	28.5		121	65	120	20	83						
8001021	80	72	90.0		32	16	25	7	30						
8001022	852	246	28.9		96	59	102	19	76						
8001024	740	185	25.0		79	53	85	16	51						
8001026	955	281	29.4		119	66	125	20	90						
8001027	873	284	32.5		124	57	120	20	98						
8001030	818	242	29.6		115	60	100	19	74						
8001039	1447	569	39.3		254	113	276	47	194						
8001041	367	77	21.0		27	15	31	4	23						
8001044	32	32	100.0		7	6	9	0	7						
8001048	529	206	38.9		108	34	113	12	89						
8001051	10	0	0.0		0	0	0	0	0						
8001060	999	328	32.8		146	66	153	16	116						
8001061	1252	440	35.1		185	91	160	27	129						
8001069	115	99	86.1		27	27	36	13	15						
8001077	53	47	88.7		13	8	18	4	6						
8001101	681	212	31.1		91	71	113	13	78						
8001103	811	310	38.2		141	89	150	14	107						
8001113	699	321	45.9		166	79	181	19	106						
8002022	449	106	23.6		37	14	35	3	32						
8002048	904	291	32.2		129	73	112	15	96						
8003008	906	268	29.6		129	62	138	24	100						
8003012	44	29	65.9		11	5	10	4	11						
8003102	1381	422	30.6		185	93	207	24	150						
8003103	1243	376	30.2		159	78	166	32	120						
8003104	1409	341	24.2		155	78	140	29	110						
8003105	1090	347	31.8		145	75	165	10	125						
8003108	1025	272	26.5		116	67	132	17	93						
8003113	1015	258	25.4		122	88	114	23	99						
8003114	1277	283	22.2		117	66	118	17	99						
8003115	1108	288	26.0		136	59	123	30	102						
8003116	1069	250	23.4		111	53	95	18	90						
8003119	1279	228	17.8		81	54	91	21	72						
8003121	1114	244	21.9		104	62	91	23	85						
8003122	584	83	14.2		35	18	28	8	23						
8003123	1090	241	22.1		88	42	99	21	71						
8003125	821	287	35.0		129	61	130	27	82						
8003129	744	224	30.1		97	51	103	20	80						
8003130	1284	300	23.4		111	71	121	27	80						
8003140	773	378	48.9		202	91	199	24	141						
8003143	623	158	25.4		66	36	58	7	49						
8003145	1229	380	30.9		188	85	197	22	149						
8003146	1247	174	14.0		85	32	84	16	71						
8003148	862	176	20.4		79	40	84	14	63						
8003151	815	170	20.9		97	35	108	13	72						
8003153	1203	311	25.9		139	75	146	29	109						
8003158	741	183	24.7		68	46	83	17	62						
8003161	398	13	3.3		5	1	6	1	1						
8003163	714	25	3.5		13	9	9	2	7						
8003169	455	24	5.3		5	3	10	1	5						
8003171	1056	313	29.6		127	70	138	22	105						



35	Santa Cruz Port District Commissioner														
	Registration	Ballots Cast	Turnout (%)		Santa Cruz Port District Commissioner Vote for 3 Ron Merrall	Lou Mata	Bill Lee	Paul J. Cogswell	Jim Thoits						
8003178	946	237	25.1		91	57	93	16	72						
8003181	608	127	20.9		54	41	46	15	49						
8005000	3	3	100.0		1	1	1	0	0						
8005009	3	1	33.3		1	1	0	0	0						
8005040	226	203	89.8		97	45	98	17	75						
8005052	471	138	29.3		70	30	66	22	53						
8005064	61	55	90.2		23	18	21	3	16						
8005101	1212	313	25.8		137	80	141	30	122						
8005108	1419	390	27.5		183	110	141	27	146						
8005110	1066	327	30.7		142	69	132	16	109						
8005114	589	169	28.7		59	45	76	14	55						
8005162	704	106	15.1		42	11	36	5	38						
Precinct Totals	60447	33036	54.7		12308	7454	12314	2523	8993						
Absentee Totals	60447	17209	28.5		7479	3980	7613	1290	5815						
Grand Totals	60447	50245	83.1		19787	11434	19927	3813	14808						

***Grand Totals 35	Santa Cruz Port District Commissioner															
	Registration	Ballots Cast	Turnout (%)		Santa Cruz Port District Commissioner Vote for 3 Ron Merrall	Lou Mata	Bill Lee	Paul J. Cogswell	Jim Thoits							
Santa Cruz County	60447	50245	83.1		19787	11434	19927	3813	14808							
14th Congressional Distr	3140	2703	86.1		1075	558	1214	164	871							
17th Congressional Distr	57307	47542	83.0		18712	10876	18713	3649	13937							
11th Senatorial District	55808	46269	82.9		18173	10592	18143	3555	13534							
15th Senatorial District	4639	3976	85.7		1614	842	1784	258	1274							
27th Assembly District	60447	50245	83.1		19787	11434	19927	3813	14808							
1st Supervisorial Distri	23187	19518	84.2		7595	4585	7879	1406	5638							
2nd Supervisorial Distri	1353	1113	82.3		443	240	415	79	331							
3rd Supervisorial Distri	30153	25008	82.9		9944	5585	9944	1975	7433							
5th Supervisorial Distri	5754	4606	80.0		1805	1024	1689	353	1406							
City Of Santa Cruz	36384	30124	82.8		11950	6789	11896	2332	8958							
Unincorporated Area	24063	20121	83.6		7837	4645	8031	1481	5850							

***Absentee Totals 35	Santa Cruz Port District Commissioner															
	Registration	Ballots Cast	Turnout (%)		Santa Cruz Port District Commissioner Vote for 3 Ron Merrall	Lou Mata	Bill Lee	Paul J. Cogswell	Jim Thoits							
Santa Cruz County	60447	17209	28.5		7479	3980	7613	1290	5815							
14th Congressional Distr	3140	1383	44.0		600	279	645	86	493							
17th Congressional Distr	57307	15826	27.6		6879	3701	6968	1204	5322							
11th Senatorial District	55808	15220	27.3		6604	3573	6679	1154	5107							
15th Senatorial District	4639	1989	42.9		875	407	934	136	708							
27th Assembly District	60447	17209	28.5		7479	3980	7613	1290	5815							
1st Supervisorial Distri	23187	7697	33.2		3308	1779	3422	564	2526							
2nd Supervisorial Distri	1353	397	29.3		166	87	147	18	128							
3rd Supervisorial Distri	30153	7410	24.6		3250	1704	3332	574	2547							
5th Supervisorial Distri	5754	1705	29.6		755	410	712	134	614							
City Of Santa Cruz	36384	9261	25.5		4071	2191	4154	684	3197							
Unincorporated Area	24063	7948	33.0		3408	1789	3459	606	2618							

36	Statewide Ballot Measures Propositions 1a, 59, 60 and 60a														
	Registration	Ballots Cast	Turnout (%)		1A-Local Government Finance - Maj to pass (1) Yes	No		59-Access to Gov. Info - Maj to pass (1) Yes	No		60-Election Rights of Pol Parties - Maj (1) Yes	No		60A-Surplus Property. - Maj to pass (1) Yes	No
1001	37	0	0.0		0	0		0	0		0	0		0	0
1002	1412	746	52.8		579	80		604	60		430	196		439	182
1004	15	0	0.0		0	0		0	0		0	0		0	0
1005	1271	679	53.4		516	80		540	60		376	184		394	168
1006	1070	566	52.9		429	71		445	58		305	162		324	155
1007	84	0	0.0		0	0		0	0		0	0		0	0
1008	1027	554	53.9		408	59		419	59		304	139		327	119
1009	655	356	54.4		278	46		287	32		205	98		200	105
1010	912	485	53.2		370	60		373	58		255	147		282	126
1011	1302	719	55.2		580	65		564	75		447	173		417	212
1012	30	0	0.0		0	0		0	0		0	0		0	0
1013	1004	411	40.9		319	56		332	40		239	112		253	87
1014	206	0	0.0		0	0		0	0		0	0		0	0
1015	755	451	59.7		364	54		382	39		261	129		312	90
1016	601	289	48.1		225	33		219	35		153	87		169	67
1017	852	484	56.8		360	69		401	37		281	133		254	158
1018	187	0	0.0		0	0		0	0		0	0		0	0
1019	620	357	57.6		278	30		276	29		202	87		205	72
1020	961	516	53.7		379	58		397	49		275	146		282	143
1021	80	0	0.0		0	0		0	0		0	0		0	0
1022	852	452	53.1		350	49		365	44		251	128		267	121
1023	468	183	39.1		148	19		150	18		105	50		125	43
1024	740	420	56.8		320	48		325	43		242	113		236	123
1026	955	506	53.0		404	53		401	48		290	136		299	134
1027	873	441	50.5		341	51		342	54		267	107		222	149
1028	955	572	59.9		428	76		464	46		294	196		338	154
1029	346	167	48.3		124	21		130	15		94	48		109	28
1030	818	447	54.6		340	49		331	59		246	115		252	118
1035	631	338	53.6		273	35		278	38		191	106		226	74
1037	453	281	62.0		223	29		214	35		135	98		182	63
1038	1397	739	52.9		572	96		588	75		386	241		486	168
1039	1447	667	46.1		540	72		530	71		349	214		396	163
1041	367	211	57.5		157	29		165	20		129	44		127	48
1044	32	0	0.0		0	0		0	0		0	0		0	0
1045	81	0	0.0		0	0		0	0		0	0		0	0
1046	17	0	0.0		0	0		0	0		0	0		0	0
1048	529	252	47.6		195	31		194	32		115	99		170	46
1050	415	192	46.3		149	31		154	24		106	64		114	60
1051	10	0	0.0		0	0		0	0		0	0		0	0
1052	96	0	0.0		0	0		0	0		0	0		0	0
1053	2	0	0.0		0	0		0	0		0	0		0	0
1055	9	0	0.0		0	0		0	0		0	0		0	0
1057	238	0	0.0		0	0		0	0		0	0		0	0
1058	45	0	0.0		0	0		0	0		0	0		0	0
1059	3	0	0.0		0	0		0	0		0	0		0	0
1060	999	538	53.9		436	56		422	66		309	155		336	120
1061	1252	643	51.4		496	73		498	74		339	208		400	152
1064	187	0	0.0		0	0		0	0		0	0		0	0
1065	47	0	0.0		0	0		0	0		0	0		0	0
1069	115	0	0.0		0	0		0	0		0	0		0	0
1075	31	0	0.0		0	0		0	0		0	0		0	0
1076	8	0	0.0		0	0		0	0		0	0		0	0
1077	53	0	0.0		0	0		0	0		0	0		0	0
1078	176	0	0.0		0	0		0	0		0	0		0	0
1079	9	0	0.0		0	0		0	0		0	0		0	0
1101	681	382	56.1		285	50		278	50		206	110		220	97
1103	811	417	51.4		331	46		321	45		212	138		232	121
1113	699	285	40.8		207	46		233	25		151	88		167	67
1201	265	0	0.0		0	0		0	0		0	0		0	0
1202	639	291	45.5		222	38		230	28		164	88		165	85
2001	1085	582	53.6		432	90		444	76		349	155		334	182
2002	3	0	0.0		0	0		0	0		0	0		0	0
2003	186	0	0.0		0	0		0	0		0	0		0	0
2004	644	373	57.9		287	52		295	40		213	108		234	89
2005	22	0	0.0		0	0		0	0		0	0		0	0
2006	916	471	51.4		369	73		383	61		265	165		299	133
2007	32	0	0.0		0	0		0	0		0	0		0	0
2008	629	334	53.1		259	43		253	45		185	101		206	87
2009	149	0	0.0		0	0		0	0		0	0		0	0

36	Statewide Ballot Measures Propositions 1a, 59, 60 and 60a													
	Registration	Ballots Cast	Turnout (%)	1A-Local Government Finance - Maj to pass (1) Yes	No	59-Access to Gov. Info - Maj to pass (1) Yes	No	60-Election Rights of Pol Parties - Maj (1) Yes	No	60A-Surplus Property. - Maj to pass (1) Yes	No			
2010	793	358	45.1	280	48	288	37	221	92	242	77			
2011	10	0	0.0	0	0	0	0	0	0	0	0			
2013	542	227	41.9	170	33	168	36	126	73	136	61			
2014	9	0	0.0	0	0	0	0	0	0	0	0			
2015	7	0	0.0	0	0	0	0	0	0	0	0			
2016	11	0	0.0	0	0	0	0	0	0	0	0			
2017	78	0	0.0	0	0	0	0	0	0	0	0			
2020	76	0	0.0	0	0	0	0	0	0	0	0			
2021	101	0	0.0	0	0	0	0	0	0	0	0			
2022	449	240	53.5	193	26	188	31	154	60	163	51			
2023	1081	634	58.6	509	85	523	69	362	207	406	167			
2024	997	533	53.5	421	68	439	50	288	171	322	132			
2025	594	338	56.9	266	24	264	31	183	101	214	68			
2026	426	211	49.5	164	23	175	15	123	60	119	64			
2027	56	0	0.0	0	0	0	0	0	0	0	0			
2029	918	481	52.4	382	57	408	35	309	109	299	121			
2030	999	583	58.4	455	72	469	61	346	152	348	151			
2031	845	495	58.6	396	59	403	52	291	142	303	121			
2032	1045	567	54.3	461	61	445	74	306	187	370	132			
2033	1323	735	55.6	596	77	593	81	407	237	459	180			
2034	82	0	0.0	0	0	0	0	0	0	0	0			
2035	1227	731	59.6	593	79	587	86	413	232	455	187			
2036	25	0	0.0	0	0	0	0	0	0	0	0			
2037	513	225	43.9	175	32	168	37	113	81	129	75			
2038	534	278	52.1	217	39	225	38	172	83	186	66			
2039	53	0	0.0	0	0	0	0	0	0	0	0			
2040	883	464	52.5	359	53	355	57	237	154	291	101			
2041	484	233	48.1	179	29	176	26	124	61	142	53			
2042	58	0	0.0	0	0	0	0	0	0	0	0			
2043	13	0	0.0	0	0	0	0	0	0	0	0			
2044	5	0	0.0	0	0	0	0	0	0	0	0			
2046	149	0	0.0	0	0	0	0	0	0	0	0			
2048	904	477	52.8	366	59	377	50	268	136	301	103			
2049	55	0	0.0	0	0	0	0	0	0	0	0			
2050	0	0	n/a	0	0	0	0	0	0	0	0			
2051	1437	744	51.8	581	94	605	67	445	199	440	196			
2052	1199	581	48.5	454	77	459	70	292	216	360	141			
2053	1232	555	45.0	454	56	440	70	295	192	355	139			
2054	711	380	53.4	303	37	307	35	232	95	245	75			
2055	475	268	56.4	222	28	220	32	146	92	173	65			
2056	0	0	n/a	0	0	0	0	0	0	0	0			
2057	135	0	0.0	0	0	0	0	0	0	0	0			
2058	134	0	0.0	0	0	0	0	0	0	0	0			
2059	0	0	n/a	0	0	0	0	0	0	0	0			
2060	13	0	0.0	0	0	0	0	0	0	0	0			
2061	0	0	n/a	0	0	0	0	0	0	0	0			
2062	24	0	0.0	0	0	0	0	0	0	0	0			
2063	1037	583	56.2	468	74	477	70	320	191	374	152			
2064	0	0	n/a	0	0	0	0	0	0	0	0			
2201	1039	560	53.9	442	72	443	70	316	162	323	155			
2202	695	393	56.5	316	34	310	37	221	102	226	104			
2204	924	537	58.1	403	76	409	68	292	163	343	125			
2205	933	516	55.3	409	51	406	56	291	127	275	155			
2206	701	400	57.1	302	42	314	35	210	109	231	96			
2208	989	533	53.9	382	80	400	55	298	140	289	151			
2331	839	401	47.8	321	57	303	67	261	100	228	127			
2335	165	0	0.0	0	0	0	0	0	0	0	0			
2366	2	0	0.0	0	0	0	0	0	0	0	0			
3001	136	0	0.0	0	0	0	0	0	0	0	0			
3002	517	323	62.5	248	45	264	39	156	126	210	80			
3003	915	531	58.0	413	72	449	41	308	156	339	125			
3004	1304	627	48.1	479	86	511	63	328	215	392	157			
3005	0	0	n/a	0	0	0	0	0	0	0	0			
3006	14	0	0.0	0	0	0	0	0	0	0	0			
3007	55	0	0.0	0	0	0	0	0	0	0	0			
3008	906	455	50.2	359	38	367	39	275	104	258	128			
3009	35	0	0.0	0	0	0	0	0	0	0	0			
3012	44	0	0.0	0	0	0	0	0	0	0	0			
3013	0	0	n/a	0	0	0	0	0	0	0	0			

36	Statewide Ballot Measures Propositions 1a, 59, 60 and 60a													
	Registration	Ballots Cast	Turnout (%)	1A-Local Government Finance - Maj to pass (1) Yes	No	59-Access to Gov. Info - Maj to pass (1) Yes	No	60-Election Rights of Pol Parties - Maj (1) Yes	No	60A-Surplus Property. - Maj to pass (1) Yes	No			
3014	64	0	0.0	0	0	0	0	0	0	0	0			
3101	453	235	51.9	193	23	197	14	150	58	136	62			
3102	1381	748	54.2	581	80	616	66	454	181	400	216			
3103	1243	666	53.6	470	99	538	41	376	169	329	201			
3104	1409	839	59.5	634	100	680	59	509	188	446	243			
3105	1090	613	56.2	487	78	499	60	354	171	324	190			
3108	1025	595	58.0	455	84	496	46	362	151	308	203			
3113	1015	587	57.8	439	84	472	56	346	157	317	167			
3114	1277	796	62.3	604	104	676	43	515	175	409	259			
3115	1108	646	58.3	499	75	526	46	396	140	328	202			
3116	1069	625	58.5	472	64	519	29	369	142	297	210			
3119	1279	771	60.3	563	93	628	46	463	167	417	182			
3121	1114	632	56.7	455	89	518	42	386	136	317	207			
3122	584	365	62.5	240	63	296	25	218	78	179	95			
3123	1090	583	53.5	429	72	472	38	350	115	281	177			
3125	821	438	53.3	352	37	352	40	269	107	247	123			
3129	744	424	57.0	328	55	351	32	255	110	220	150			
3130	1284	736	57.3	583	84	598	66	416	199	392	226			
3140	773	389	50.3	324	36	319	36	223	112	232	109			
3143	623	380	61.0	294	47	320	26	236	94	199	121			
3145	1229	681	55.4	536	77	562	50	400	166	365	197			
3146	1247	747	59.9	582	84	613	54	468	166	375	243			
3148	862	533	61.8	414	55	443	31	327	115	272	156			
3151	815	529	64.9	405	56	440	29	310	133	296	141			
3153	1203	719	59.8	565	64	568	63	415	184	382	217			
3158	741	407	54.9	318	48	329	34	240	107	217	129			
3160	672	415	61.8	287	51	329	26	256	72	212	91			
3161	398	315	79.1	187	45	223	23	182	47	153	62			
3163	714	550	77.0	365	76	439	38	332	110	315	108			
3165	557	417	74.9	267	61	333	30	249	74	213	76			
3166	458	334	72.9	212	43	260	20	191	60	157	71			
3168	381	295	77.4	174	37	196	20	162	41	125	56			
3169	455	344	75.6	195	39	232	22	180	40	140	54			
3171	1056	622	58.9	497	60	496	64	381	152	346	189			
3178	946	507	53.6	364	63	418	33	318	101	253	143			
3181	608	380	62.5	297	35	309	28	205	108	190	123			
4001	2	0	0.0	0	0	0	0	0	0	0	0			
4007	1165	524	45.0	398	89	393	83	315	155	311	163			
4008	0	0	n/a	0	0	0	0	0	0	0	0			
4009	107	0	0.0	0	0	0	0	0	0	0	0			
4014	37	0	0.0	0	0	0	0	0	0	0	0			
4016	614	324	52.8	226	64	237	53	192	84	171	111			
4017	27	0	0.0	0	0	0	0	0	0	0	0			
4018	463	231	49.9	169	32	168	35	152	48	108	92			
4022	80	0	0.0	0	0	0	0	0	0	0	0			
4023	63	0	0.0	0	0	0	0	0	0	0	0			
4026	528	266	50.4	204	49	211	42	160	77	186	55			
4027	19	0	0.0	0	0	0	0	0	0	0	0			
4029	0	0	n/a	0	0	0	0	0	0	0	0			
4030	616	304	49.4	239	48	242	43	193	87	202	73			
4031	7	0	0.0	0	0	0	0	0	0	0	0			
4032	0	0	n/a	0	0	0	0	0	0	0	0			
4310	540	232	43.0	168	37	157	45	143	59	105	103			
4311	494	233	47.2	172	25	153	46	139	48	111	95			
4321	1165	451	38.7	342	51	346	54	301	85	261	138			
4324	20	0	0.0	0	0	0	0	0	0	0	0			
4331	1249	586	46.9	441	79	420	89	350	149	333	179			
4333	494	207	41.9	168	24	161	29	140	50	103	87			
4341	798	400	50.1	293	68	283	76	241	111	231	123			
4344	1125	497	44.2	373	80	340	101	310	115	257	175			
4345	806	397	49.3	306	48	307	51	252	91	230	114			
4354	937	390	41.6	303	49	292	64	230	105	193	154			
4361	1047	488	46.6	372	56	353	74	300	119	267	180			
4363	778	360	46.3	289	44	273	63	213	106	200	120			
4364	437	237	54.2	171	44	174	34	144	60	109	94			
4367	46	0	0.0	0	0	0	0	0	0	0	0			
4371	581	324	55.8	249	48	229	66	201	88	165	124			
4372	826	387	46.9	301	52	294	56	237	107	198	149			
4373	880	461	52.4	366	61	348	74	275	140	258	159			

36	Statewide Ballot Measures Propositions 1a, 59, 60 and 60a															
	Registration	Ballots Cast	Turnout (%)	1A-Local Government Finance - Maj to pass (1)		59-Access to Gov. Info - Maj to pass (1)		60-Election Rights of Pol Parties - Maj (1)		60A-Surplus Property. - Maj to pass (1)						
				Yes	No	Yes	No	Yes	No	Yes	No	Yes	No			
4374	702	336	47.9	289	29	272	41	233	73	210	104					
5000	3	0	0.0	0	0	0	0	0	0	0	0					
5002	1319	785	59.5	598	113	643	76	466	213	525	175					
5004	702	433	61.7	337	55	346	44	250	121	267	104					
5005	860	535	62.2	419	73	435	50	312	153	357	117					
5006	701	398	56.8	304	50	305	53	226	105	264	75					
5007	114	0	0.0	0	0	0	0	0	0	0	0					
5008	541	298	55.1	239	31	236	35	167	94	192	72					
5009	3	0	0.0	0	0	0	0	0	0	0	0					
5010	809	469	58.0	371	58	381	46	281	123	312	96					
5011	778	457	58.7	374	49	380	49	275	126	307	102					
5012	1222	737	60.3	578	98	598	77	421	234	479	178					
5014	1009	620	61.4	485	70	523	46	368	170	393	153					
5015	126	0	0.0	0	0	0	0	0	0	0	0					
5016	1007	820	81.4	648	103	675	81	486	237	556	177					
5017	36	0	0.0	0	0	0	0	0	0	0	0					
5018	1217	484	39.8	400	55	417	40	312	129	340	106					
5019	1336	749	56.1	588	105	632	64	426	230	500	174					
5020	898	527	58.7	411	65	419	59	301	147	352	113					
5021	880	510	58.0	390	59	408	43	294	146	337	105					
5022	728	343	47.1	272	48	284	34	183	124	239	75					
5023	962	563	58.5	448	59	445	59	320	154	366	125					
5025	88	0	0.0	0	0	0	0	0	0	0	0					
5026	110	0	0.0	0	0	0	0	0	0	0	0					
5027	196	0	0.0	0	0	0	0	0	0	0	0					
5028	32	0	0.0	0	0	0	0	0	0	0	0					
5029	222	0	0.0	0	0	0	0	0	0	0	0					
5031	98	0	0.0	0	0	0	0	0	0	0	0					
5033	603	284	47.1	227	31	226	30	164	78	172	77					
5034	329	197	59.9	157	16	144	29	107	63	129	40					
5035	26	0	0.0	0	0	0	0	0	0	0	0					
5036	182	0	0.0	0	0	0	0	0	0	0	0					
5037	56	0	0.0	0	0	0	0	0	0	0	0					
5038	63	0	0.0	0	0	0	0	0	0	0	0					
5039	54	0	0.0	0	0	0	0	0	0	0	0					
5040	226	0	0.0	0	0	0	0	0	0	0	0					
5041	0	0	n/a	0	0	0	0	0	0	0	0					
5042	0	0	n/a	0	0	0	0	0	0	0	0					
5043	551	277	50.3	226	27	226	33	157	95	184	72					
5044	227	0	0.0	0	0	0	0	0	0	0	0					
5045	477	271	56.8	218	32	218	28	142	87	164	71					
5046	27	0	0.0	0	0	0	0	0	0	0	0					
5047	69	0	0.0	0	0	0	0	0	0	0	0					
5049	208	0	0.0	0	0	0	0	0	0	0	0					
5051	602	253	42.0	197	42	216	21	142	87	172	59					
5052	471	264	56.1	223	29	220	28	162	78	188	58					
5053	12	0	0.0	0	0	0	0	0	0	0	0					
5054	102	0	0.0	0	0	0	0	0	0	0	0					
5055	0	0	n/a	0	0	0	0	0	0	0	0					
5056	72	0	0.0	0	0	0	0	0	0	0	0					
5058	30	0	0.0	0	0	0	0	0	0	0	0					
5059	226	0	0.0	0	0	0	0	0	0	0	0					
5061	143	0	0.0	0	0	0	0	0	0	0	0					
5062	91	0	0.0	0	0	0	0	0	0	0	0					
5063	11	0	0.0	0	0	0	0	0	0	0	0					
5064	61	0	0.0	0	0	0	0	0	0	0	0					
5065	0	0	n/a	0	0	0	0	0	0	0	0					
5066	18	0	0.0	0	0	0	0	0	0	0	0					
5067	26	0	0.0	0	0	0	0	0	0	0	0					
5101	1212	563	46.5	435	66	468	32	335	124	291	160					
5108	1419	697	49.1	514	104	590	37	440	142	363	213					
5110	1066	600	56.3	486	58	492	51	353	165	328	182					
5114	589	312	53.0	235	41	266	19	206	60	152	112					
5162	704	462	65.6	293	69	350	23	254	88	235	90					
5401	894	528	59.1	431	56	432	56	279	185	366	115					
5402	618	272	44.0	222	19	211	21	137	77	167	61					
5403	1445	795	55.0	622	97	596	123	472	222	494	189					
5405	1000	495	49.5	399	47	377	66	284	139	317	105					
5406	1063	559	52.6	420	73	414	75	314	161	363	106					

36	Statewide Ballot Measures Propositions 1a, 59, 60 and 60a															
	Registration	Ballots Cast	Turnout (%)	1A-Local Government Finance - Maj to pass (1)		59-Access to Gov. Info - Maj to pass (1)		60-Election Rights of Pol Parties - Maj (1)		60A-Surplus Property. - Maj to pass (1)						
				Yes	No	Yes	No	Yes	No	Yes	No	Yes	No			
5407	1055	543	51.5	453	50	438	63	312	173	351	131					
5412	0	0	n/a	0	0	0	0	0	0	0	0					
5413	1266	690	54.5	554	76	539	85	373	218	452	149					
8001001	37	29	78.4	27	1	24	2	17	8	22	5					
8001002	1412	425	30.1	323	53	314	53	256	93	277	81					
8001004	15	15	100.0	12	1	15	0	9	4	12	3					
8001005	1271	353	27.8	292	37	274	50	206	106	242	72					
8001006	1070	354	33.1	274	45	275	39	202	89	230	67					
8001007	84	72	85.7	57	9	64	4	53	13	47	19					
8001008	1027	301	29.3	224	43	237	30	173	79	207	57					
8001009	655	207	31.6	166	25	163	22	124	51	132	45					
8001010	912	281	30.8	221	34	232	25	163	82	190	63					
8001011	1302	339	26.0	251	40	241	50	182	89	203	84					
8001012	30	30	100.0	20	8	23	5	16	11	20	5					
8001013	1004	450	44.8	348	51	342	53	247	128	297	87					
8001014	206	179	86.9	146	20	153	13	100	55	124	33					
8001015	755	215	28.5	163	33	175	21	119	66	149	40					
8001016	601	247	41.1	203	23	196	30	137	81	170	51					
8001017	852	221	25.9	175	26	175	28	125	58	139	47					
8001018	187	166	88.8	121	27	138	16	92	50	115	31					
8001019	620	164	26.5	133	18	133	20	102	37	111	32					
8001020	961	277	28.8	208	39	233	20	171	61	175	64					
8001021	80	74	92.5	56	9	61	6	41	19	51	14					
8001022	852	247	29.0	188	37	199	27	155	61	160	51					
8001023	468	209	44.7	162	24	159	28	113	66	135	46					
8001024	740	187	25.3	156	19	155	21	116	47	130	34					
8001026	955	281	29.4	227	25	222	31	171	66	188	50					
8001027	873	288	33.0	222	33	223	33	180	64	175	74					
8001028	955	277	29.0	221	24	220	29	157	69	195	40					
8001029	346	145	41.9	114	17	115	15	91	34	110	17					
8001030	818	245	30.0	190	29	178	44	155	60	158	54					
8001035	631	237	37.6	189	28	197	24	148	58	177	34					
8001037	453	118	26.0	101	9	92	16	71	27	85	22					
8001038	1397	447	32.0	340	66	364	43	228	152	319	79					
8001039	1447	572	39.5	461	68	452	79	327	166	396	107					
8001041	367	78	21.3	60	8	58	13	42	23	46	23					
8001044	32	32	100.0	23	3	25	1	26	0	14	9					
8001045	81	75	92.6	54	13	62	5	44	17	46	17					
8001046	17	15	88.2	8	6	11	3	11	3	9	5					
8001048	529	206	38.9	174	18	163	29	112	63	149	35					
8001050	415	169	40.7	136	20	136	18	93	48	124	26					
8001051	10	0	0.0	0	0	0	0	0	0	0	0					
8001052	96	82	85.4	70	7	68	10	43	27	57	18					
8001053	2	0	0.0	0	0	0	0	0	0	0	0					
8001055	9	0	0.0	0	0	0	0	0	0	0	0					
8001057	238	221	92.9	188	26	198	11	116	82	159	43					
8001058	45	39	86.7	35	3	34	3	23	13	27	8					
8001059	3	1	33.3	1	0	0	1	1	0	0	0					
8001060	999	327	32.7	265	39	278	31	195	94	225	75					
8001061	1252	441	35.2	354	46	359	47	264	119	302	88					
8001064	187	162	86.6	124	18	112	31	95	40	112	29					
8001065	47	43	91.5	38	2	37	3	31	7	29	5					
8001069	115	99	86.1	80	8	76	13	58	26	68	11					
8001075	31	26	83.9	22	2	20	3	14	10	12	11					
8001076	8	0	0.0	0	0	0	0	0	0	0	0					
8001077	53	47	88.7	34	11	41	4	31	13	28	17					
8001078	176	157	89.2	119	21	135	12	94	44	104	40					
8001079	9	6	66.7	6	0	3	3	6	0	6	0					
8001101	681	216	31.7	171	24	169	25	115	63	151	37					
8001103	811	312	38.5	243	42	246	40	172	98	226	51					
8001113	699	325	46.5	265	38	261	42	187	104	236	53					
8001201	265	205	77.4	164	17	163	23	111	62	120	52					
8001202	639	212	33.2	171	20	171	23	125	60	146	45					
8002001	1085	279	25.7	221	32	208	41	176	64	172	70					
8002002	3	2	66.7	2	0	2	0	2	0	1	1					
8002003	186	157	84.4	118	22	119	25	84	53	99	37					
8002004	644	177	27.5	138	24	150	13	115	40	118	36					
8002005	22	21	95.5	18	2	18	2	13	5	14	5					
8002006	916	297	32.4	240	40	232	48	160	105	213	52					



36	Statewide Ballot Measures Propositions 1a, 59, 60 and 60a													
	Registration	Ballots Cast	Turnout (%)	1A-Local Government Finance - Maj to pass (1)	No	59-Access to Gov. Info - Maj to pass (1)	No	60-Election Rights of Pol Parties - Maj (1)	No	60A-Surplus Property. - Maj to pass (1)	No			
8002007	32	26	81.3	22	1	20	2	13	7	17	4			
8002008	629	100	15.9	84	11	78	15	71	18	69	20			
8002009	149	131	87.9	102	14	113	9	86	28	100	15			
8002010	793	299	37.7	239	34	243	33	167	90	216	46			
8002011	10	0	0.0	0	0	0	0	0	0	0	0			
8002013	542	214	39.5	171	23	180	18	139	47	164	34			
8002014	9	7	77.8	5	1	4	1	4	1	4	0			
8002015	7	12	171.4	10	2	9	3	8	2	11	1			
8002016	11	11	100.0	9	2	7	1	5	4	7	2			
8002017	78	71	91.0	50	9	59	6	45	14	47	14			
8002020	76	69	90.8	51	10	60	5	41	14	42	10			
8002021	101	92	91.1	69	17	69	14	53	29	58	22			
8002022	449	106	23.6	95	6	90	11	64	31	80	16			
8002023	1081	329	30.4	262	41	259	39	189	97	228	60			
8002024	997	367	36.8	297	36	303	40	224	90	248	71			
8002025	594	171	28.8	144	18	146	17	108	47	121	34			
8002026	426	161	37.8	129	23	131	22	100	50	98	45			
8002027	56	38	67.9	35	2	33	3	26	8	30	9			
8002029	918	285	31.0	237	27	232	30	165	82	209	45			
8002030	999	284	28.4	219	39	222	39	166	79	191	63			
8002031	845	280	33.1	219	35	230	26	148	83	187	60			
8002032	1045	274	26.2	215	32	215	36	144	92	192	49			
8002033	1323	386	29.2	316	37	297	48	238	93	258	75			
8002034	82	66	80.5	48	10	50	12	41	18	40	22			
8002035	1227	354	28.9	290	40	296	31	191	112	241	77			
8002036	25	25	100.0	20	3	15	8	12	12	17	7			
8002037	513	157	30.6	120	25	127	18	98	36	100	37			
8002038	534	159	29.8	127	19	125	19	81	55	104	37			
8002039	53	47	88.7	31	9	37	2	24	12	32	6			
8002040	883	321	36.4	264	26	263	28	191	77	214	65			
8002041	484	170	35.1	140	21	139	25	103	58	124	34			
8002042	58	40	69.0	33	3	32	1	21	10	24	8			
8002043	13	13	100.0	12	0	9	3	10	1	8	3			
8002044	5	0	0.0	0	0	0	0	0	0	0	0			
8002046	149	127	85.2	110	9	111	6	92	25	83	32			
8002048	904	292	32.3	243	29	241	25	187	68	207	47			
8002049	55	45	81.8	39	5	38	6	24	18	32	11			
8002050	0	0	n/a	0	0	0	0	0	0	0	0			
8002051	1437	475	33.1	377	50	371	60	263	140	315	99			
8002052	1199	461	38.4	370	39	339	67	265	115	317	68			
8002053	1232	481	39.0	397	43	377	54	265	136	334	79			
8002054	711	237	33.3	195	18	197	23	151	64	158	54			
8002055	475	147	30.9	101	20	117	13	68	53	95	29			
8002056	0	0	n/a	0	0	0	0	0	0	0	0			
8002057	135	124	91.9	101	15	108	9	76	33	87	28			
8002058	134	120	89.6	102	9	89	18	71	29	87	20			
8002059	0	0	n/a	0	0	0	0	0	0	0	0			
8002060	13	12	92.3	9	3	10	2	6	5	9	3			
8002061	0	0	n/a	0	0	0	0	0	0	0	0			
8002062	24	17	70.8	11	4	15	1	14	2	10	2			
8002063	1037	355	34.2	288	41	288	48	210	112	246	78			
8002064	0	0	n/a	0	0	0	0	0	0	0	0			
8002201	1039	295	28.4	252	18	237	33	177	80	195	57			
8002202	695	213	30.6	171	19	167	23	120	55	145	34			
8002204	924	272	29.4	221	31	225	27	167	76	186	50			
8002205	933	289	31.0	232	38	241	30	188	69	193	68			
8002206	701	177	25.2	133	19	132	21	106	40	114	30			
8002208	989	292	29.5	229	29	223	36	166	75	183	61			
8002331	839	210	25.0	171	20	162	25	129	54	138	49			
8002335	165	107	64.8	75	21	78	15	58	32	61	28			
8002366	2	1	50.0	1	0	1	0	1	0	1	0			
8003001	136	116	85.3	77	29	95	13	65	37	68	32			
8003002	517	103	19.9	68	23	78	17	49	36	64	25			
8003003	915	251	27.4	180	33	207	16	136	74	156	56			
8003004	1304	458	35.1	358	61	388	39	259	143	301	106			
8003005	0	0	n/a	0	0	0	0	0	0	0	0			
8003006	14	8	57.1	7	1	6	1	5	2	7	2			
8003007	55	46	83.6	31	12	36	5	23	16	27	11			
8003008	906	271	29.9	219	23	234	19	168	66	179	58			

36	Statewide Ballot Measures Propositions 1a, 59, 60 and 60a													
	Registration	Ballots Cast	Turnout (%)	1A-Local Government Finance - Maj to pass (1) Yes	No	59-Access to Gov. Info - Maj to pass (1) Yes	No	60-Election Rights of Pol Parties - Maj (1) Yes	No	60A-Surplus Property. - Maj to pass (1) Yes	No			
8003009	35	34	97.1	27	5	30	2	18	11	30	3			
8003012	44	30	68.2	23	3	23	2	16	9	16	5			
8003013	0	0	n/a	0	0	0	0	0	0	0	0			
8003014	64	53	82.8	40	8	41	5	29	14	30	11			
8003101	453	174	38.4	142	21	146	16	108	42	113	36			
8003102	1381	427	30.9	338	43	349	32	238	107	266	91			
8003103	1243	385	31.0	288	50	310	31	224	99	240	91			
8003104	1409	347	24.6	276	39	285	31	200	97	235	66			
8003105	1090	353	32.4	272	47	283	38	179	124	238	66			
8003108	1025	273	26.6	221	27	230	22	157	77	190	52			
8003113	1015	264	26.0	203	43	219	25	179	56	170	69			
8003114	1277	288	22.6	209	50	222	35	171	74	170	75			
8003115	1108	290	26.2	220	43	235	29	159	89	171	77			
8003116	1069	256	23.9	197	28	222	8	164	53	157	60			
8003119	1279	234	18.3	180	28	196	16	138	52	136	59			
8003121	1114	246	22.1	174	35	189	18	138	52	143	57			
8003122	584	84	14.4	57	16	68	6	46	17	51	16			
8003123	1090	251	23.0	180	24	188	22	149	47	150	39			
8003125	821	289	35.2	217	37	237	21	160	84	182	61			
8003129	744	231	31.0	172	29	189	16	129	62	151	39			
8003130	1284	301	23.4	221	35	238	27	190	55	194	54			
8003140	773	381	49.3	298	47	298	44	213	115	253	87			
8003143	623	164	26.3	132	14	135	9	112	20	97	36			
8003145	1229	384	31.2	286	56	311	42	216	113	251	79			
8003146	1247	176	14.1	137	32	154	15	117	39	117	36			
8003148	862	184	21.3	126	33	153	11	105	47	109	41			
8003151	815	176	21.6	132	20	135	22	108	42	115	29			
8003153	1203	318	26.4	234	39	255	32	198	69	183	76			
8003158	741	188	25.4	151	20	153	13	110	44	119	38			
8003160	672	55	8.2	32	8	42	2	26	11	25	12			
8003161	398	13	3.3	9	1	10	1	8	2	8	3			
8003163	714	27	3.8	15	6	18	3	17	6	17	4			
8003165	557	34	6.1	17	4	25	1	18	5	11	6			
8003166	458	39	8.5	17	10	29	0	24	4	15	9			
8003168	381	13	3.4	3	2	4	3	4	1	1	2			
8003169	455	26	5.7	11	7	17	2	13	6	13	4			
8003171	1056	317	30.0	250	38	255	33	168	103	219	56			
8003178	946	239	25.3	180	29	208	12	137	68	148	53			
8003181	608	133	21.9	103	14	109	8	82	29	84	28			
8004001	2	1	50.0	1	0	1	0	1	0	1	0			
8004007	1165	397	34.1	297	72	301	66	231	120	267	93			
8004008	0	0	n/a	0	0	0	0	0	0	0	0			
8004009	107	90	84.1	74	8	62	17	58	18	50	29			
8004014	37	27	73.0	22	5	20	7	17	10	16	10			
8004016	614	140	22.8	114	23	110	24	91	39	95	31			
8004017	27	22	81.5	18	4	15	7	15	6	13	8			
8004018	463	118	25.5	91	17	87	23	87	24	69	37			
8004022	80	57	71.3	44	7	45	5	32	13	36	13			
8004023	63	54	85.7	41	8	42	8	30	17	32	16			
8004026	528	148	28.0	125	14	124	18	86	42	99	34			
8004027	19	18	94.7	15	3	18	0	9	7	14	3			
8004029	0	0	n/a	0	0	0	0	0	0	0	0			
8004030	616	208	33.8	170	22	170	20	120	57	146	35			
8004031	7	0	0.0	0	0	0	0	0	0	0	0			
8004032	0	0	n/a	0	0	0	0	0	0	0	0			
8004310	540	140	25.9	110	14	97	27	91	29	81	39			
8004311	494	103	20.9	78	16	80	11	65	24	46	40			
8004321	1165	316	27.1	239	37	226	46	199	69	170	91			
8004324	20	6	30.0	3	1	2	2	2	2	2	2			
8004331	1249	395	31.6	318	44	297	64	259	78	233	109			
8004333	494	142	28.7	106	23	109	15	95	32	82	45			
8004341	798	161	20.2	130	18	116	31	96	45	95	45			
8004344	1125	350	31.1	272	46	272	50	242	67	211	96			
8004345	806	194	24.1	152	29	146	34	116	56	116	57			
8004354	937	248	26.5	190	29	188	37	149	61	154	63			
8004361	1047	268	25.6	215	35	201	43	163	71	152	86			
8004363	778	251	32.3	193	36	183	46	160	61	155	62			
8004364	437	108	24.7	87	14	81	18	64	29	77	21			
8004367	46	24	52.2	17	3	17	5	13	8	13	9			

36	Statewide Ballot Measures Propositions 1a, 59, 60 and 60a													
	Registration	Ballots Cast	Turnout (%)	1A-Local Government Finance - Maj to pass (1) Yes	No	59-Access to Gov. Info - Maj to pass (1) Yes	No	60-Election Rights of Pol Parties - Maj (1) Yes	No	60A-Surplus Property. - Maj to pass (1) Yes	No			
8004371	581	169	29.1	142	11	131	27	109	46	118	38			
8004372	826	232	28.1	185	25	178	38	128	81	139	65			
8004373	880	269	30.6	228	26	214	32	182	53	182	65			
8004374	702	281	40.0	219	34	215	36	180	61	187	54			
8005000	3	3	100.0	1	2	3	0	0	1	2	0			
8005002	1319	357	27.1	287	37	293	34	224	82	257	55			
8005004	702	164	23.4	126	24	132	20	96	44	114	31			
8005005	860	202	23.5	167	18	172	15	127	50	149	29			
8005006	701	186	26.5	146	30	154	21	114	53	141	28			
8005007	114	95	83.3	73	14	63	21	57	24	70	15			
8005008	541	178	32.9	134	31	148	16	101	50	132	28			
8005009	3	1	33.3	1	0	1	0	1	0	1	0			
8005010	809	213	26.3	173	29	178	23	132	58	164	33			
8005011	778	189	24.3	147	18	156	21	116	46	137	30			
8005012	1222	293	24.0	225	38	222	41	163	81	205	56			
8005014	1009	254	25.2	209	34	219	25	176	57	192	51			
8005015	126	118	93.7	106	11	100	16	69	39	86	20			
8005016	1007	302	30.0	233	44	245	30	191	67	226	31			
8005017	36	33	91.7	29	3	30	1	15	11	21	9			
8005018	1217	297	24.4	243	34	253	27	195	62	221	45			
8005019	1336	395	29.6	315	58	335	40	223	130	285	68			
8005020	898	221	24.6	180	30	187	20	151	54	157	49			
8005021	880	246	28.0	191	38	198	32	143	78	176	48			
8005022	728	277	38.0	227	29	234	29	150	93	196	49			
8005023	962	260	27.0	207	39	199	47	165	76	178	60			
8005025	88	75	85.2	61	7	54	12	33	26	46	17			
8005026	110	95	86.4	78	10	81	8	46	40	66	21			
8005027	196	170	86.7	132	22	146	11	88	57	125	27			
8005028	32	24	75.0	20	1	21	1	12	8	18	3			
8005029	222	194	87.4	161	19	151	32	114	49	138	37			
8005031	98	80	81.6	61	10	68	4	45	25	59	13			
8005033	603	243	40.3	187	36	200	21	125	90	176	39			
8005034	329	96	29.2	75	16	77	12	47	37	75	15			
8005035	26	18	69.2	16	2	17	1	8	8	12	5			
8005036	182	144	79.1	117	16	117	19	99	30	103	32			
8005037	56	44	78.6	37	3	39	4	27	14	28	12			
8005038	63	48	76.2	33	10	37	6	19	21	24	20			
8005039	54	45	83.3	33	7	35	7	28	12	28	14			
8005040	226	206	91.2	168	23	155	37	105	73	157	28			
8005041	0	0	n/a	0	0	0	0	0	0	0	0			
8005042	0	0	n/a	0	0	0	0	0	0	0	0			
8005043	551	165	29.9	134	15	123	27	82	64	109	35			
8005044	227	172	75.8	137	22	144	17	117	39	116	36			
8005045	477	116	24.3	89	15	83	22	62	31	75	22			
8005046	27	21	77.8	17	1	19	0	9	8	14	1			
8005047	69	63	91.3	50	12	44	18	36	23	54	7			
8005049	208	169	81.3	143	10	135	21	102	47	132	19			
8005051	602	260	43.2	212	31	221	23	151	77	187	47			
8005052	471	141	29.9	111	17	110	16	74	42	97	24			
8005053	12	0	0.0	0	0	0	0	0	0	0	0			
8005054	102	94	92.2	63	21	59	27	44	37	64	18			
8005055	0	0	n/a	0	0	0	0	0	0	0	0			
8005056	72	63	87.5	40	18	51	9	38	14	33	15			
8005058	30	21	70.0	19	1	18	2	8	11	14	5			
8005059	226	195	86.3	148	25	156	24	97	70	117	51			
8005061	143	129	90.2	103	17	106	12	62	35	91	21			
8005062	91	76	83.5	61	9	65	7	54	15	54	15			
8005063	11	9	81.8	8	1	7	1	6	2	10	0			
8005064	61	55	90.2	40	6	39	8	25	21	34	11			
8005065	0	0	n/a	0	0	0	0	0	0	0	0			
8005066	18	16	88.9	13	3	12	4	7	9	14	2			
8005067	26	23	88.5	19	0	19	0	13	4	13	7			
8005101	1212	318	26.2	224	65	254	31	188	84	192	84			
8005108	1419	398	28.0	301	47	318	33	250	91	247	93			
8005110	1066	327	30.7	255	47	271	36	199	90	214	74			
8005114	589	169	28.7	128	27	129	29	95	58	102	52			
8005162	704	109	15.5	63	23	91	5	66	22	58	27			
8005401	894	254	28.4	198	37	198	32	157	66	181	44			
8005402	618	262	42.4	200	27	189	35	156	53	172	39			

36	Statewide Ballot Measures Propositions 1a, 59, 60 and 60a															
	Registration	Ballots Cast	Turnout (%)	1A-Local Government Finance - Maj to pass (1)		59-Access to Gov. Info - Maj to pass (1)		60-Election Rights of Pol Parties - Maj (1)		60A-Surplus Property. - Maj to pass (1)						
				Yes	No	Yes	No	Yes	No	Yes	No	Yes	No			
8005403	1445	422	29.2	338	50	318	63	230	135	304	63					
8005405	1000	345	34.5	264	43	254	59	206	87	239	64					
8005406	1063	297	27.9	231	39	229	44	174	80	209	48					
8005407	1055	379	35.9	311	35	305	32	243	77	290	48					
8005412	0	0	n/a	0	0	0	0	0	0	0	0					
8005413	1266	397	31.4	333	42	324	42	227	109	290	60					
Precinct Totals	148185	76282	51.5	58791	9322	60628	7814	44160	20726	44618	20318					
Absentee Totals	148185	46993	31.7	36904	5735	37473	5362	27632	12703	31393	9587					
Grand Totals	148185	123275	83.2	95695	15057	98101	13176	71792	33429	76011	29905					

***Grand Totals 36	Statewide Ballot Measures Propositions 1a, 59, 60 and 60a														
	Registration	Ballots Cast	Turnout (%)		1A-Local Government Finance - Maj to pass (1) Yes	No		59-Access to Gov. Info - Maj to pass (1) Yes	No		60-Election Rights of Pol Parties - Maj (1) Yes	No		60A-Surplus Property. - Maj to pass (1) Yes	No
Santa Cruz County	148185	123275	83.2		95695	15057		98101	13176		71792	33429		76011	29905
14th Congressional Distr	45160	38237	84.7		30148	4805		30702	4318		21913	11266		25694	8097
17th Congressional Distr	103025	85038	82.5		65547	10252		67399	8858		49879	22163		50317	21808
11th Senatorial District	91150	76466	83.9		58768	9303		61602	7118		44689	20013		46137	18611
15th Senatorial District	57035	46809	82.1		36927	5754		36499	6058		27103	13416		29874	11294
27th Assembly District	128736	108641	84.4		84370	13083		87147	10905		62730	29710		67515	25433
28th Assembly District	19449	14634	75.2		11325	1974		10954	2271		9062	3719		8496	4472
1st Supervisorial Distri	30832	26185	84.9		20422	3072		20722	2812		14770	7405		16464	6024
2nd Supervisorial Distri	31695	26768	84.5		21216	3136		21308	3056		15404	7700		17114	6201
3rd Supervisorial Distri	35714	29729	83.2		22296	3675		24109	2323		17503	7246		16608	7805
4th Supervisorial Distri	16653	12572	75.5		9735	1701		9401	1976		7811	3183		7260	3888
5th Supervisorial Distri	33291	28021	84.2		22026	3473		22561	3009		16304	7895		18565	5987
City Of Santa Cruz	38905	32315	83.1		24203	4029		26117	2545		19097	7762		17945	8519
City Of Capitola	6185	5185	83.8		4049	584		4071	565		2952	1408		3134	1268
City Of Watsonville	13931	10362	74.4		8055	1334		7699	1632		6471	2565		5872	3289
City Of Scotts Valley	7341	6238	85.0		4976	691		4824	796		3564	1782		4195	1222
Unincorporated Area	81823	69175	84.5		54412	8419		55390	7638		39708	19912		44865	15607

***Absentee Totals 36	Statewide Ballot Measures Propositions 1a, 59, 60 and 60a														
	Registration	Ballots Cast	Turnout (%)		1A-Local Government Finance - Maj to pass (1) Yes	No		59-Access to Gov. Info - Maj to pass (1) Yes	No		60-Election Rights of Pol Parties - Maj (1) Yes	No		60A-Surplus Property. - Maj to pass (1) Yes	No
Santa Cruz County	148185	46993	31.7		36904	5735		37473	5362		27632	12703		31393	9587
14th Congressional Distr	45160	16457	36.4		13038	2087		13264	1924		9555	4710		11586	3031
17th Congressional Distr	103025	30536	29.6		23866	3648		24209	3438		18077	7993		19807	6556
11th Senatorial District	91150	26719	29.3		20764	3323		21529	2776		15745	7094		17663	5435
15th Senatorial District	57035	20274	35.5		16140	2412		15944	2586		11887	5609		13730	4152
27th Assembly District	128736	41234	32.0		32361	5013		33098	4491		24019	11283		27808	8091
28th Assembly District	19449	5759	29.6		4543	722		4375	871		3613	1420		3585	1496
1st Supervisorial Distri	30832	11148	36.2		8796	1313		8870	1271		6456	3066		7537	2206
2nd Supervisorial Distri	31695	10747	33.9		8630	1176		8589	1236		6330	2945		7294	2119
3rd Supervisorial Distri	35714	8930	25.0		6730	1173		7255	765		5173	2319		5620	1916
4th Supervisorial Distri	16653	4937	29.6		3896	624		3748	757		3090	1226		3051	1296
5th Supervisorial Distri	33291	11231	33.7		8852	1449		9011	1333		6583	3147		7891	2050
City Of Santa Cruz	38905	9734	25.0		7350	1288		7856	887		5677	2521		6168	2078
City Of Capitola	6185	1955	31.6		1573	191		1559	216		1160	517		1282	397
City Of Watsonville	13931	3975	28.5		3131	482		2994	602		2501	959		2413	1064
City Of Scotts Valley	7341	2356	32.1		1875	273		1817	307		1393	607		1685	366
Unincorporated Area	81823	28973	35.4		22975	3501		23247	3350		16901	8099		19845	5682

Statewide Ballot Measures Propositions 61, 62, 63 and 64															
	Registration	Ballots Cast	Turnout (%)		61-Children's Hospital Grants/Bonds. Init Maj Yes	No		62-Elections. Primaries. Initiative - Maj to pass Yes	No		63-Mental Health Funding. Initiative Maj Yes	No		64-Unfair Business Comp. Laws. Initiative - Maj Yes	No
37															
1001	37	0	0.0		0	0		0	0		0	0		0	0
1002	1412	746	52.8		480	198		329	322		506	183		296	354
1004	15	0	0.0		0	0		0	0		0	0		0	0
1005	1271	678	53.3		437	183		297	286		463	161		284	300
1006	1070	565	52.8		354	160		240	248		393	138		210	286
1007	84	0	0.0		0	0		0	0		0	0		0	0
1008	1027	554	53.9		344	145		237	232		362	144		229	254
1009	655	356	54.4		219	113		157	160		238	98		164	157
1010	912	486	53.3		264	171		209	210		308	137		194	220
1011	1302	719	55.2		453	205		341	300		498	176		272	375
1012	30	0	0.0		0	0		0	0		0	0		0	0
1013	1004	410	40.8		237	132		175	183		247	135		193	172
1014	206	0	0.0		0	0		0	0		0	0		0	0
1015	755	451	59.7		287	135		191	217		286	138		195	220
1016	601	289	48.1		173	94		118	132		175	94		139	109
1017	852	484	56.8		285	152		206	224		315	133		166	265
1018	187	0	0.0		0	0		0	0		0	0		0	0
1019	620	357	57.6		230	84		150	147		239	77		113	187
1020	961	516	53.7		303	159		249	198		320	148		198	241
1021	80	0	0.0		0	0		0	0		0	0		0	0
1022	852	453	53.2		292	122		190	216		303	124		188	221
1023	468	184	39.3		92	81		91	75		100	77		88	81
1024	740	420	56.8		253	132		196	170		267	117		199	173
1026	955	506	53.0		330	141		225	221		336	137		200	251
1027	873	440	50.4		262	147		196	192		299	117		167	225
1028	955	573	60.0		335	188		247	251		334	200		250	258
1029	346	167	48.3		82	69		67	78		91	60		79	71
1030	818	447	54.6		278	122		201	189		283	126		185	206
1035	631	339	53.7		203	110		144	167		200	127		158	148
1037	453	281	62.0		139	116		109	143		124	138		164	93
1038	1397	739	52.9		385	298		321	346		364	325		330	338
1039	1447	667	46.1		361	242		289	294		370	259		330	261
1041	367	209	56.9		128	62		112	69		146	43		83	100
1044	32	0	0.0		0	0		0	0		0	0		0	0
1045	81	0	0.0		0	0		0	0		0	0		0	0
1046	17	0	0.0		0	0		0	0		0	0		0	0
1048	529	252	47.6		117	104		109	113		106	124		152	70
1050	415	192	46.3		110	68		92	84		96	87		97	81
1051	10	0	0.0		0	0		0	0		0	0		0	0
1052	96	0	0.0		0	0		0	0		0	0		0	0
1053	2	0	0.0		0	0		0	0		0	0		0	0
1055	9	0	0.0		0	0		0	0		0	0		0	0
1057	238	0	0.0		0	0		0	0		0	0		0	0
1058	45	0	0.0		0	0		0	0		0	0		0	0
1059	3	0	0.0		0	0		0	0		0	0		0	0
1060	999	540	54.1		305	184		238	240		324	176		239	244
1061	1252	643	51.4		378	213		270	292		387	210		284	279
1064	187	0	0.0		0	0		0	0		0	0		0	0
1065	47	0	0.0		0	0		0	0		0	0		0	0
1069	115	0	0.0		0	0		0	0		0	0		0	0
1075	31	0	0.0		0	0		0	0		0	0		0	0
1076	8	0	0.0		0	0		0	0		0	0		0	0
1077	53	0	0.0		0	0		0	0		0	0		0	0
1078	176	0	0.0		0	0		0	0		0	0		0	0
1079	9	0	0.0		0	0		0	0		0	0		0	0
1101	681	382	56.1		194	147		161	168		230	123		150	174
1103	811	417	51.4		223	153		182	178		240	146		190	175
1113	699	285	40.8		155	102		128	120		163	99		124	130
1201	265	0	0.0		0	0		0	0		0	0		0	0
1202	639	290	45.4		169	96		125	131		179	91		152	103
2001	1085	582	53.6		380	162		251	278		355	191		242	285
2002	3	0	0.0		0	0		0	0		0	0		0	0
2003	186	0	0.0		0	0		0	0		0	0		0	0
2004	644	373	57.9		211	127		170	156		212	135		182	152
2005	22	0	0.0		0	0		0	0		0	0		0	0
2006	916	472	51.5		282	159		221	215		277	177		233	211
2007	32	0	0.0		0	0		0	0		0	0		0	0
2008	629	335	53.3		194	110		149	141		181	127		167	131
2009	149	0	0.0		0	0		0	0		0	0		0	0

37	Statewide Ballot Measures Propositions 61, 62, 63 and 64													
	Registration	Ballots Cast	Turnout (%)	61-Children's Hospital Grants/Bonds. Init Maj Yes	No	62-Elections. Primaries. Initiative - Maj to pass Yes	No	63-Mental Health Funding. Initiative Maj Yes	No	64-Unfair Business Comp. Laws. Initiative - Maj Yes	No			
2010	793	358	45.1	208	123	142	180	195	140	165	156			
2011	10	0	0.0	0	0	0	0	0	0	0	0			
2013	542	227	41.9	134	78	95	112	126	88	101	104			
2014	9	0	0.0	0	0	0	0	0	0	0	0			
2015	7	0	0.0	0	0	0	0	0	0	0	0			
2016	11	0	0.0	0	0	0	0	0	0	0	0			
2017	78	0	0.0	0	0	0	0	0	0	0	0			
2020	76	0	0.0	0	0	0	0	0	0	0	0			
2021	101	0	0.0	0	0	0	0	0	0	0	0			
2022	449	240	53.5	138	85	113	105	140	85	97	117			
2023	1081	636	58.8	334	253	280	301	326	277	336	256			
2024	997	535	53.7	298	185	239	231	301	201	253	236			
2025	594	338	56.9	201	100	146	148	210	100	140	149			
2026	426	212	49.8	137	57	70	117	137	57	74	114			
2027	56	0	0.0	0	0	0	0	0	0	0	0			
2029	918	481	52.4	327	117	219	215	333	121	203	236			
2030	999	583	58.4	369	173	281	241	369	183	258	261			
2031	845	495	58.6	270	182	232	214	273	184	234	210			
2032	1045	567	54.3	326	205	253	264	292	241	286	228			
2033	1323	735	55.6	424	250	308	354	437	258	345	329			
2034	82	0	0.0	0	0	0	0	0	0	0	0			
2035	1227	731	59.6	451	228	309	362	447	234	348	324			
2036	25	0	0.0	0	0	0	0	0	0	0	0			
2037	513	225	43.9	112	100	82	130	97	115	135	68			
2038	534	278	52.1	156	109	133	126	142	129	170	95			
2039	53	0	0.0	0	0	0	0	0	0	0	0			
2040	883	465	52.7	244	174	185	210	247	176	211	194			
2041	484	233	48.1	125	87	105	87	117	93	113	88			
2042	58	0	0.0	0	0	0	0	0	0	0	0			
2043	13	0	0.0	0	0	0	0	0	0	0	0			
2044	5	0	0.0	0	0	0	0	0	0	0	0			
2046	149	0	0.0	0	0	0	0	0	0	0	0			
2048	904	477	52.8	274	158	178	238	273	166	211	207			
2049	55	0	0.0	0	0	0	0	0	0	0	0			
2050	0	0	n/a	0	0	0	0	0	0	0	0			
2051	1437	744	51.8	463	221	308	349	462	236	336	329			
2052	1199	581	48.5	330	207	266	259	284	261	310	218			
2053	1232	555	45.0	312	200	268	238	271	263	313	196			
2054	711	380	53.4	227	112	178	156	230	128	194	143			
2055	475	268	56.4	155	97	123	124	166	89	119	124			
2056	0	0	n/a	0	0	0	0	0	0	0	0			
2057	135	0	0.0	0	0	0	0	0	0	0	0			
2058	134	0	0.0	0	0	0	0	0	0	0	0			
2059	0	0	n/a	0	0	0	0	0	0	0	0			
2060	13	0	0.0	0	0	0	0	0	0	0	0			
2061	0	0	n/a	0	0	0	0	0	0	0	0			
2062	24	0	0.0	0	0	0	0	0	0	0	0			
2063	1037	583	56.2	287	253	245	283	300	255	292	247			
2064	0	0	n/a	0	0	0	0	0	0	0	0			
2201	1039	562	54.1	356	170	225	275	371	170	239	267			
2202	695	393	56.5	222	126	196	146	246	121	152	193			
2204	924	542	58.7	314	174	251	229	313	190	262	216			
2205	933	517	55.4	329	140	204	244	338	139	206	251			
2206	701	399	56.9	225	125	182	153	236	124	174	164			
2208	989	533	53.9	334	149	234	227	365	131	200	259			
2331	839	400	47.7	291	83	167	200	250	129	177	192			
2335	165	0	0.0	0	0	0	0	0	0	0	0			
2366	2	0	0.0	0	0	0	0	0	0	0	0			
3001	136	0	0.0	0	0	0	0	0	0	0	0			
3002	517	323	62.5	212	96	144	146	226	83	79	215			
3003	915	530	57.9	301	177	189	288	343	153	183	295			
3004	1304	628	48.2	341	230	256	310	382	202	213	349			
3005	0	0	n/a	0	0	0	0	0	0	0	0			
3006	14	0	0.0	0	0	0	0	0	0	0	0			
3007	55	0	0.0	0	0	0	0	0	0	0	0			
3008	906	456	50.3	289	128	207	192	303	120	176	225			
3009	35	0	0.0	0	0	0	0	0	0	0	0			
3012	44	0	0.0	0	0	0	0	0	0	0	0			
3013	0	0	n/a	0	0	0	0	0	0	0	0			



37	Statewide Ballot Measures Propositions 61, 62, 63 and 64												
	Registration	Ballots Cast	Turnout (%)	61-Children's Hospital Grants/Bonds. Init Maj Yes	No	62-Elections. Primaries. Initiative - Maj to pass Yes	No	63-Mental Health Funding. Initiative Maj Yes	No	64-Unfair Business Comp. Laws. Initiative - Maj Yes	No		
3014	64	0	0.0	0	0	0	0	0	0	0	0		
3101	453	235	51.9	157	58	100	104	144	73	100	109		
3102	1381	748	54.2	479	190	286	354	505	185	248	409		
3103	1243	666	53.6	398	185	258	304	441	157	242	317		
3104	1409	839	59.5	543	196	329	397	563	193	272	445		
3105	1090	613	56.2	381	174	215	330	397	169	214	326		
3108	1025	596	58.1	387	151	196	335	432	118	157	369		
3113	1015	587	57.8	364	164	226	289	385	146	192	310		
3114	1277	796	62.3	531	192	297	420	614	121	202	503		
3115	1108	645	58.2	415	173	238	323	471	125	177	377		
3116	1069	626	58.6	422	129	242	301	465	111	159	376		
3119	1279	771	60.3	507	165	308	351	586	122	203	438		
3121	1114	632	56.7	430	139	225	320	467	108	166	370		
3122	584	365	62.5	248	75	151	162	280	50	81	221		
3123	1090	583	53.5	396	125	241	246	455	82	163	323		
3125	821	438	53.3	262	131	156	242	288	118	156	238		
3129	744	424	57.0	286	107	163	212	293	106	125	248		
3130	1284	735	57.2	437	220	281	364	472	204	257	394		
3140	773	389	50.3	225	134	139	215	212	155	167	185		
3143	623	380	61.0	256	87	129	206	285	71	98	239		
3145	1229	681	55.4	445	182	270	323	478	153	229	371		
3146	1247	747	59.9	482	189	267	392	566	121	170	478		
3148	862	533	61.8	361	123	208	259	406	86	143	306		
3151	815	529	64.9	334	148	231	235	359	132	179	280		
3153	1203	719	59.8	450	192	297	329	498	154	226	397		
3158	741	407	54.9	271	101	154	203	293	87	107	254		
3160	672	415	61.8	315	43	159	182	310	47	99	235		
3161	398	315	79.1	224	41	95	143	219	44	78	152		
3163	714	550	77.0	362	110	241	214	391	86	167	277		
3165	557	417	74.9	274	72	167	166	287	60	97	216		
3166	458	334	72.9	207	63	123	138	258	31	74	157		
3168	381	295	77.4	189	40	100	104	176	59	70	127		
3169	455	344	75.6	233	44	108	130	201	57	64	155		
3171	1056	622	58.9	388	182	232	324	417	158	211	335		
3178	946	507	53.6	351	102	203	236	397	68	128	297		
3181	608	378	62.2	254	84	167	161	270	73	113	208		
4001	2	0	0.0	0	0	0	0	0	0	0	0		
4007	1165	524	45.0	320	174	191	291	277	220	263	218		
4008	0	0	n/a	0	0	0	0	0	0	0	0		
4009	107	0	0.0	0	0	0	0	0	0	0	0		
4014	37	0	0.0	0	0	0	0	0	0	0	0		
4016	614	323	52.6	239	63	141	149	192	105	116	169		
4017	27	0	0.0	0	0	0	0	0	0	0	0		
4018	463	231	49.9	168	51	109	95	139	68	91	112		
4022	80	0	0.0	0	0	0	0	0	0	0	0		
4023	63	0	0.0	0	0	0	0	0	0	0	0		
4026	528	266	50.4	160	96	115	129	130	126	142	106		
4027	19	0	0.0	0	0	0	0	0	0	0	0		
4029	0	0	n/a	0	0	0	0	0	0	0	0		
4030	616	304	49.4	146	143	113	171	144	149	163	124		
4031	7	0	0.0	0	0	0	0	0	0	0	0		
4032	0	0	n/a	0	0	0	0	0	0	0	0		
4310	540	232	43.0	188	34	92	117	153	60	85	123		
4311	494	233	47.2	173	41	85	116	170	41	86	125		
4321	1165	451	38.7	352	70	199	206	327	88	178	230		
4324	20	0	0.0	0	0	0	0	0	0	0	0		
4331	1249	586	46.9	405	131	221	296	364	169	259	270		
4333	494	207	41.9	169	28	75	117	147	50	76	114		
4341	798	400	50.1	274	101	188	175	241	131	185	178		
4344	1125	495	44.0	334	126	222	216	317	148	253	193		
4345	806	397	49.3	265	96	177	172	247	120	183	170		
4354	937	392	41.8	283	88	163	187	268	99	168	189		
4361	1047	488	46.6	360	109	201	246	331	129	245	211		
4363	778	360	46.3	229	113	152	179	209	133	194	146		
4364	437	237	54.2	151	67	99	113	146	73	111	103		
4367	46	0	0.0	0	0	0	0	0	0	0	0		
4371	581	324	55.8	219	77	122	171	199	99	145	149		
4372	826	386	46.7	279	81	154	198	254	104	161	193		
4373	880	461	52.4	311	121	193	230	277	159	189	230		

37	Statewide Ballot Measures Propositions 61, 62, 63 and 64													
	Registration	Ballots Cast	Turnout (%)	61-Children's Hospital Grants/Bonds. Init Maj Yes	No	62-Elections. Primaries. Initiative - Maj to pass Yes	No	63-Mental Health Funding. Initiative Maj Yes	No	64-Unfair Business Comp. Laws. Initiative - Maj Yes	No			
4374	702	336	47.9	215	110	146	168	210	111	166	149			
5000	3	0	0.0	0	0	0	0	0	0	0	0			
5002	1319	785	59.5	421	308	324	391	479	262	306	406			
5004	702	433	61.7	248	144	190	193	266	133	172	211			
5005	860	536	62.3	296	197	221	263	294	212	246	232			
5006	701	398	56.8	203	165	150	200	204	167	205	141			
5007	114	0	0.0	0	0	0	0	0	0	0	0			
5008	541	298	55.1	159	112	144	129	153	125	146	125			
5009	3	0	0.0	0	0	0	0	0	0	0	0			
5010	809	469	58.0	269	166	211	210	303	141	209	217			
5011	778	458	58.9	277	153	233	179	284	146	200	216			
5012	1222	737	60.3	405	271	324	344	435	255	291	376			
5014	1009	620	61.4	361	213	301	262	391	186	255	308			
5015	126	0	0.0	0	0	0	0	0	0	0	0			
5016	1007	820	81.4	437	332	350	395	500	273	352	399			
5017	36	0	0.0	0	0	0	0	0	0	0	0			
5018	1217	484	39.8	283	171	229	215	289	174	230	219			
5019	1336	749	56.1	393	306	335	357	417	289	323	367			
5020	898	527	58.7	288	199	222	248	309	184	209	262			
5021	880	511	58.1	250	214	222	236	291	180	217	237			
5022	728	343	47.1	161	157	120	197	161	163	152	168			
5023	962	563	58.5	331	183	254	243	348	173	226	270			
5025	88	0	0.0	0	0	0	0	0	0	0	0			
5026	110	0	0.0	0	0	0	0	0	0	0	0			
5027	196	0	0.0	0	0	0	0	0	0	0	0			
5028	32	0	0.0	0	0	0	0	0	0	0	0			
5029	222	0	0.0	0	0	0	0	0	0	0	0			
5031	98	0	0.0	0	0	0	0	0	0	0	0			
5033	603	284	47.1	152	111	119	133	148	119	134	122			
5034	329	197	59.9	99	79	90	87	84	104	106	74			
5035	26	0	0.0	0	0	0	0	0	0	0	0			
5036	182	0	0.0	0	0	0	0	0	0	0	0			
5037	56	0	0.0	0	0	0	0	0	0	0	0			
5038	63	0	0.0	0	0	0	0	0	0	0	0			
5039	54	0	0.0	0	0	0	0	0	0	0	0			
5040	226	0	0.0	0	0	0	0	0	0	0	0			
5041	0	0	n/a	0	0	0	0	0	0	0	0			
5042	0	0	n/a	0	0	0	0	0	0	0	0			
5043	551	277	50.3	149	109	119	138	149	113	117	134			
5044	227	0	0.0	0	0	0	0	0	0	0	0			
5045	477	271	56.8	146	103	132	109	141	118	131	117			
5046	27	0	0.0	0	0	0	0	0	0	0	0			
5047	69	0	0.0	0	0	0	0	0	0	0	0			
5049	208	0	0.0	0	0	0	0	0	0	0	0			
5051	602	253	42.0	116	123	101	133	112	130	122	112			
5052	471	265	56.3	179	75	136	115	162	94	127	122			
5053	12	0	0.0	0	0	0	0	0	0	0	0			
5054	102	0	0.0	0	0	0	0	0	0	0	0			
5055	0	0	n/a	0	0	0	0	0	0	0	0			
5056	72	0	0.0	0	0	0	0	0	0	0	0			
5058	30	0	0.0	0	0	0	0	0	0	0	0			
5059	226	0	0.0	0	0	0	0	0	0	0	0			
5061	143	0	0.0	0	0	0	0	0	0	0	0			
5062	91	0	0.0	0	0	0	0	0	0	0	0			
5063	11	0	0.0	0	0	0	0	0	0	0	0			
5064	61	0	0.0	0	0	0	0	0	0	0	0			
5065	0	0	n/a	0	0	0	0	0	0	0	0			
5066	18	0	0.0	0	0	0	0	0	0	0	0			
5067	26	0	0.0	0	0	0	0	0	0	0	0			
5101	1212	563	46.5	374	130	232	252	410	110	148	324			
5108	1419	697	49.1	466	153	247	358	503	130	189	416			
5110	1066	602	56.5	383	166	224	304	374	185	207	323			
5114	589	312	53.0	209	75	115	158	244	48	80	198			
5162	704	463	65.8	328	56	172	189	323	63	105	245			
5401	894	528	59.1	307	195	240	248	254	249	286	199			
5402	618	272	44.0	133	102	107	121	126	128	154	85			
5403	1445	795	55.0	441	295	339	362	388	346	404	303			
5405	1000	495	49.5	244	203	198	242	243	212	265	174			
5406	1063	557	52.4	292	211	225	262	256	253	303	181			

37	Statewide Ballot Measures Propositions 61, 62, 63 and 64																
	Registration	Ballots Cast	Turnout (%)	61-Children's Hospital Grants/Bonds. Init Maj	62-Elections. Primaries. Initiative - Maj to pass	63-Mental Health Funding. Initiative Maj	64-Unfair Business Comp. Laws. Initiative - Maj										
				Yes	No	Yes	No	Yes	No	Yes	No	Yes	No				
5407	1055	543	51.5	252	255	188	303	261	260	287	208						
5412	0	0	n/a	0	0	0	0	0	0	0	0						
5413	1266	689	54.4	373	255	313	298	321	323	363	254						
8001001	37	29	78.4	19	8	19	8	18	9	16	9						
8001002	1412	416	29.5	218	153	205	160	260	127	160	204						
8001004	15	15	100.0	6	7	2	11	9	4	4	8						
8001005	1271	351	27.6	202	128	142	181	227	104	157	164						
8001006	1070	348	32.5	193	126	168	142	226	107	149	163						
8001007	84	70	83.3	41	26	31	36	45	22	21	44						
8001008	1027	296	28.8	167	103	146	124	184	95	140	129						
8001009	655	206	31.5	119	68	83	99	142	51	78	103						
8001010	912	277	30.4	165	91	129	126	178	86	144	114						
8001011	1302	339	26.0	202	99	142	149	223	90	161	130						
8001012	30	28	93.3	17	10	14	10	19	8	12	15						
8001013	1004	445	44.3	257	139	189	203	252	148	211	175						
8001014	206	173	84.0	87	68	85	76	95	70	73	88						
8001015	755	214	28.3	119	74	91	103	128	70	79	110						
8001016	601	246	40.9	129	101	110	121	146	93	120	110						
8001017	852	217	25.5	131	68	92	105	145	63	92	101						
8001018	187	163	87.2	91	57	71	75	94	54	66	78						
8001019	620	163	26.3	101	45	69	74	104	49	66	82						
8001020	961	274	28.5	164	89	133	111	185	73	119	130						
8001021	80	72	90.0	36	33	29	37	46	24	35	31						
8001022	852	246	28.9	145	81	137	82	164	70	95	120						
8001023	468	205	43.8	96	96	87	103	115	77	112	78						
8001024	740	185	25.0	113	61	87	83	108	66	91	79						
8001026	955	282	29.5	157	99	140	111	170	87	148	96						
8001027	873	284	32.5	162	98	111	140	192	72	126	127						
8001028	955	273	28.6	140	106	118	125	148	108	136	112						
8001029	346	141	40.8	86	45	59	71	75	60	76	57						
8001030	818	242	29.6	134	90	108	111	149	80	112	99						
8001035	631	238	37.7	104	110	102	109	113	110	125	94						
8001037	453	118	26.0	67	45	46	55	68	41	62	46						
8001038	1397	442	31.6	225	190	192	216	209	214	233	176						
8001039	1447	569	39.3	298	216	275	236	329	207	295	221						
8001041	367	77	21.0	40	28	44	28	49	23	45	26						
8001044	32	32	100.0	18	10	18	5	23	5	12	11						
8001045	81	73	90.1	35	35	29	34	37	34	30	36						
8001046	17	15	88.2	12	3	9	5	11	4	7	7						
8001048	529	205	38.8	106	84	92	99	77	119	128	64						
8001050	415	167	40.2	81	72	63	91	89	73	99	55						
8001051	10	0	0.0	0	0	0	0	0	0	0	0						
8001052	96	82	85.4	36	40	34	42	41	37	40	35						
8001053	2	0	0.0	0	0	0	0	0	0	0	0						
8001055	9	0	0.0	0	0	0	0	0	0	0	0						
8001057	238	221	92.9	102	106	97	107	116	98	114	93						
8001058	45	39	86.7	20	17	16	19	23	14	24	10						
8001059	3	1	33.3	1	0	1	0	1	0	1	0						
8001060	999	328	32.8	164	143	161	142	190	125	152	141						
8001061	1252	440	35.1	221	181	216	190	276	145	212	192						
8001064	187	161	86.1	86	61	70	73	84	65	88	56						
8001065	47	42	89.4	26	13	25	9	24	16	19	13						
8001069	115	98	85.2	62	27	48	40	73	17	42	43						
8001075	31	26	83.9	14	9	9	14	16	7	6	16						
8001076	8	0	0.0	0	0	0	0	0	0	0	0						
8001077	53	47	88.7	30	15	28	17	39	8	19	26						
8001078	176	159	90.3	87	60	76	68	78	73	65	80						
8001079	9	6	66.7	6	0	3	3	5	1	2	4						
8001101	681	212	31.1	119	73	99	88	131	66	92	94						
8001103	811	310	38.2	137	147	138	155	162	135	150	131						
8001113	699	322	46.1	147	147	149	152	152	154	175	126						
8001201	265	203	76.6	124	64	98	79	141	48	93	86						
8001202	639	211	33.0	119	69	112	78	125	68	105	86						
8002001	1085	278	25.6	180	75	135	117	173	84	132	116						
8002002	3	2	66.7	0	2	2	0	2	0	1	1						
8002003	186	157	84.4	90	56	73	69	84	62	78	68						
8002004	644	176	27.3	77	83	78	80	97	64	74	86						
8002005	22	20	90.9	8	11	10	9	6	14	13	6						
8002006	916	297	32.4	168	111	157	118	155	127	171	107						

37	Statewide Ballot Measures Propositions 61, 62, 63 and 64															
	Registration	Ballots Cast	Turnout (%)	61-Children's Hospital Grants/Bonds. Init Maj		62-Elections. Primaries. Initiative - Maj to pass		63-Mental Health Funding. Initiative Maj		64-Unfair Business Comp. Laws. Initiative - Maj						
				Yes	No	Yes	No	Yes	No	Yes	No	Yes	No			
8002007	32	25	78.1	15	7	13	7	12	10	13	9					
8002008	629	100	15.9	58	38	52	38	55	38	60	32					
8002009	149	129	86.6	87	33	54	61	96	28	36	78					
8002010	793	298	37.6	142	132	142	125	141	133	152	123					
8002011	10	0	0.0	0	0	0	0	0	0	0	0					
8002013	542	214	39.5	124	74	102	97	112	92	119	80					
8002014	9	7	77.8	5	1	4	2	6	1	2	4					
8002015	7	12	171.4	6	6	7	5	8	4	7	5					
8002016	11	11	100.0	4	5	5	6	0	11	8	3					
8002017	78	71	91.0	37	26	43	19	42	21	33	30					
8002020	76	69	90.8	41	24	27	30	38	30	31	28					
8002021	101	89	88.1	39	43	40	38	32	49	52	27					
8002022	449	100	22.3	48	50	50	47	52	46	54	45					
8002023	1081	323	29.9	192	107	151	141	195	113	152	143					
8002024	997	358	35.9	202	130	182	142	216	123	166	160					
8002025	594	170	28.6	101	61	98	62	122	45	86	68					
8002026	426	159	37.3	86	68	71	79	96	56	69	78					
8002027	56	41	73.2	16	22	19	18	15	25	32	8					
8002029	918	281	30.6	143	121	137	125	189	84	143	117					
8002030	999	284	28.4	146	107	133	121	180	82	123	127					
8002031	845	281	33.3	157	103	119	137	157	107	127	124					
8002032	1045	271	25.9	143	102	116	128	136	111	135	104					
8002033	1323	380	28.7	195	144	165	169	208	151	203	136					
8002034	82	66	80.5	36	26	29	31	38	25	29	34					
8002035	1227	351	28.6	187	143	169	154	203	137	178	147					
8002036	25	25	100.0	11	13	9	15	15	9	13	11					
8002037	513	154	30.0	97	47	71	73	84	63	70	70					
8002038	534	155	29.0	77	65	73	69	75	70	90	51					
8002039	53	48	90.6	24	15	20	17	26	16	15	21					
8002040	883	320	36.2	171	123	144	139	169	131	179	111					
8002041	484	170	35.1	97	63	88	73	104	57	83	77					
8002042	58	39	67.2	16	20	16	19	20	16	18	18					
8002043	13	13	100.0	7	5	4	7	6	6	6	5					
8002044	5	0	0.0	0	0	0	0	0	0	0	0					
8002046	149	127	85.2	69	50	61	60	64	58	67	54					
8002048	904	292	32.3	151	117	134	123	188	89	148	115					
8002049	55	45	81.8	30	14	21	20	30	15	19	26					
8002050	0	0	n/a	0	0	0	0	0	0	0	0					
8002051	1437	473	32.9	272	163	206	225	309	133	229	186					
8002052	1199	454	37.9	215	200	227	173	196	227	262	145					
8002053	1232	475	38.6	249	186	234	190	267	174	279	144					
8002054	711	231	32.5	131	90	106	107	138	77	128	86					
8002055	475	144	30.3	75	54	61	67	90	44	46	76					
8002056	0	0	n/a	0	0	0	0	0	0	0	0					
8002057	135	124	91.9	73	45	60	53	63	58	58	54					
8002058	134	118	88.1	68	44	56	53	65	49	47	60					
8002059	0	0	n/a	0	0	0	0	0	0	0	0					
8002060	13	12	92.3	5	7	3	6	6	5	6	4					
8002061	0	0	n/a	0	0	0	0	0	0	0	0					
8002062	24	17	70.8	13	3	12	4	13	3	12	4					
8002063	1037	350	33.8	192	144	170	166	204	136	196	140					
8002064	0	0	n/a	0	0	0	0	0	0	0	0					
8002201	1039	292	28.1	145	111	141	126	178	95	134	127					
8002202	695	211	30.4	116	73	113	75	141	60	87	93					
8002204	924	263	28.5	133	114	117	132	156	94	116	121					
8002205	933	288	30.9	154	115	137	127	172	98	158	110					
8002206	701	176	25.1	85	65	80	73	107	53	84	63					
8002208	989	290	29.3	158	100	131	122	191	77	130	126					
8002331	839	208	24.8	134	57	101	87	126	68	111	73					
8002335	165	107	64.8	70	26	34	60	75	25	41	50					
8002366	2	1	50.0	1	0	0	1	0	1	1	0					
8003001	136	116	85.3	70	34	50	51	86	26	25	75					
8003002	517	101	19.5	57	38	48	47	62	36	32	60					
8003003	915	245	26.8	123	99	107	110	157	76	87	127					
8003004	1304	455	34.9	218	204	202	214	263	165	179	240					
8003005	0	0	n/a	0	0	0	0	0	0	0	0					
8003006	14	9	64.3	7	2	4	5	1	8	7	2					
8003007	55	46	83.6	27	14	23	17	29	12	18	22					
8003008	906	268	29.6	148	103	116	130	149	103	114	128					

37	Statewide Ballot Measures Propositions 61, 62, 63 and 64											
	Registration	Ballots Cast	Turnout (%)	61-Children's Hospital Grants/Bonds. Init Maj		62-Elections. Primaries. Initiative - Maj to pass		63-Mental Health Funding. Initiative Maj		64-Unfair Business Comp. Laws. Initiative - Maj		
				Yes	No	Yes	No	Yes	No	Yes	No	
8003009	35	34	97.1	15	19	14	19	17	17	14	18	
8003012	44	29	65.9	15	8	17	7	18	7	11	13	
8003013	0	0	n/a	0	0	0	0	0	0	0	0	
8003014	64	52	81.3	26	21	27	20	36	10	14	27	
8003101	453	171	37.7	96	56	80	75	113	49	80	72	
8003102	1381	423	30.6	238	137	195	177	251	134	161	211	
8003103	1243	378	30.4	213	128	153	193	242	106	143	202	
8003104	1409	341	24.2	194	114	159	152	228	92	138	171	
8003105	1090	347	31.8	190	133	149	170	200	128	147	167	
8003108	1025	273	26.6	158	91	117	125	175	77	98	139	
8003113	1015	259	25.5	146	95	109	139	175	78	104	133	
8003114	1277	284	22.2	167	91	113	146	201	67	94	157	
8003115	1108	289	26.1	157	104	131	128	196	77	102	153	
8003116	1069	250	23.4	163	66	88	136	190	44	70	149	
8003119	1279	228	17.8	149	58	101	107	171	43	69	125	
8003121	1114	245	22.0	152	54	85	124	173	49	63	150	
8003122	584	84	14.4	49	24	44	31	65	12	29	44	
8003123	1090	242	22.2	136	58	110	91	169	49	95	106	
8003125	821	288	35.1	164	92	126	127	163	100	110	151	
8003129	744	224	30.1	132	70	99	95	150	61	71	126	
8003130	1284	299	23.3	151	113	145	112	196	77	120	132	
8003140	773	378	48.9	190	155	172	176	226	133	168	176	
8003143	623	158	25.4	105	40	64	77	123	28	59	81	
8003145	1229	380	30.9	213	130	156	187	223	131	155	189	
8003146	1247	174	14.0	109	51	81	81	126	39	63	99	
8003148	862	176	20.4	111	50	83	71	118	41	73	81	
8003151	815	171	21.0	92	63	73	81	98	61	76	73	
8003153	1203	311	25.9	185	94	131	140	220	65	106	158	
8003158	741	184	24.8	96	63	81	75	128	43	69	96	
8003160	672	51	7.6	33	7	17	20	38	7	3	36	
8003161	398	13	3.3	10	2	4	8	11	1	2	8	
8003163	714	25	3.5	17	7	11	11	20	3	12	12	
8003165	557	30	5.4	21	4	14	10	22	3	7	13	
8003166	458	38	8.3	19	11	19	13	28	4	9	18	
8003168	381	11	2.9	6	1	4	4	8	0	4	4	
8003169	455	26	5.7	13	5	9	11	19	1	4	14	
8003171	1056	315	29.8	166	120	141	143	196	101	133	151	
8003178	946	237	25.1	138	79	93	120	167	54	70	136	
8003181	608	128	21.1	71	45	68	47	98	24	51	66	
8004001	2	1	50.0	1	0	0	1	0	1	1	0	
8004007	1165	398	34.2	218	154	177	189	227	148	201	165	
8004008	0	0	n/a	0	0	0	0	0	0	0	0	
8004009	107	89	83.2	66	21	40	42	64	21	43	37	
8004014	37	28	75.7	16	12	10	18	16	12	7	20	
8004016	614	140	22.8	86	49	60	71	85	46	67	64	
8004017	27	22	81.5	12	8	8	14	10	12	14	6	
8004018	463	118	25.5	74	39	72	39	72	40	53	58	
8004022	80	57	71.3	40	11	27	22	30	22	34	17	
8004023	63	53	84.1	30	18	29	21	23	28	27	21	
8004026	528	149	28.2	65	69	66	70	77	67	81	54	
8004027	19	18	94.7	5	12	10	7	4	14	13	5	
8004029	0	0	n/a	0	0	0	0	0	0	0	0	
8004030	616	206	33.4	96	93	81	106	95	91	91	88	
8004031	7	0	0.0	0	0	0	0	0	0	0	0	
8004032	0	0	n/a	0	0	0	0	0	0	0	0	
8004310	540	140	25.9	110	17	55	68	96	29	64	58	
8004311	494	103	20.9	80	14	49	44	70	24	47	45	
8004321	1165	313	26.9	219	66	145	132	226	57	124	145	
8004324	20	6	30.0	3	1	1	3	3	1	2	2	
8004331	1249	395	31.6	276	93	189	171	252	116	190	166	
8004333	494	140	28.3	110	22	70	60	101	31	66	67	
8004341	798	160	20.1	97	54	92	56	101	50	77	68	
8004344	1125	352	31.3	201	123	156	165	200	126	161	152	
8004345	806	190	23.6	117	63	96	78	111	67	106	71	
8004354	937	248	26.5	159	65	111	108	165	63	118	105	
8004361	1047	269	25.7	167	78	124	110	147	102	141	99	
8004363	778	251	32.3	151	77	120	104	134	96	126	100	
8004364	437	108	24.7	55	45	46	49	59	44	59	37	
8004367	46	24	52.2	20	4	10	12	18	5	13	9	

37	Statewide Ballot Measures Propositions 61, 62, 63 and 64											
	Registration	Ballots Cast	Turnout (%)	61-Children's Hospital Grants/Bonds. Init Maj Yes	No	62-Elections. Primaries. Initiative - Maj to pass Yes	No	63-Mental Health Funding. Initiative Maj Yes	No	64-Unfair Business Comp. Laws. Initiative - Maj Yes	No	
8004371	581	169	29.1	98	59	88	73	98	65	84	73	
8004372	826	228	27.6	132	81	102	109	135	84	124	87	
8004373	880	266	30.2	159	81	124	114	149	94	128	112	
8004374	702	280	39.9	115	133	122	123	143	110	148	93	
8005000	3	3	100.0	1	1	2	0	1	2	2	1	
8005002	1319	351	26.6	171	154	143	180	211	125	156	167	
8005004	702	161	22.9	86	62	72	82	98	56	66	79	
8005005	860	202	23.5	89	95	100	88	108	82	107	80	
8005006	701	183	26.1	81	94	52	118	78	99	108	55	
8005007	114	95	83.3	38	46	36	48	56	33	53	34	
8005008	541	178	32.9	88	79	93	69	79	86	105	54	
8005009	3	1	33.3	0	0	0	1	1	0	1	0	
8005010	809	215	26.6	108	93	98	105	145	61	94	108	
8005011	778	188	24.2	100	71	75	98	122	52	73	91	
8005012	1222	289	23.6	170	98	129	133	181	90	130	131	
8005014	1009	253	25.1	140	100	115	129	168	79	101	135	
8005015	126	118	93.7	49	59	64	50	52	61	69	44	
8005016	1007	296	29.4	155	112	131	140	169	111	152	119	
8005017	36	33	91.7	20	9	20	9	22	11	13	15	
8005018	1217	299	24.6	163	111	136	135	182	104	156	117	
8005019	1336	392	29.3	193	175	181	183	228	149	182	187	
8005020	898	219	24.4	122	89	89	118	135	78	83	127	
8005021	880	245	27.8	116	113	101	129	155	76	107	119	
8005022	728	271	37.2	139	118	112	139	146	117	131	129	
8005023	962	261	27.1	134	111	123	122	160	91	115	130	
8005025	88	74	84.1	34	34	38	30	40	29	34	29	
8005026	110	94	85.5	43	44	35	54	46	45	49	41	
8005027	196	169	86.2	86	70	82	73	71	87	98	58	
8005028	32	25	78.1	8	14	12	10	12	10	10	10	
8005029	222	193	86.9	93	88	77	98	107	78	115	67	
8005031	98	80	81.6	41	33	42	33	33	42	41	31	
8005033	603	239	39.6	116	102	108	113	112	115	129	88	
8005034	329	96	29.2	59	36	34	58	47	47	55	33	
8005035	26	18	69.2	12	4	8	8	16	2	7	9	
8005036	182	144	79.1	84	50	78	59	91	46	66	65	
8005037	56	44	78.6	28	14	17	25	28	13	20	20	
8005038	63	48	76.2	20	25	15	29	23	23	24	18	
8005039	54	45	83.3	26	18	19	23	26	19	20	20	
8005040	226	204	90.3	111	79	87	102	88	106	120	67	
8005041	0	0	n/a	0	0	0	0	0	0	0	0	
8005042	0	0	n/a	0	0	0	0	0	0	0	0	
8005043	551	164	29.8	71	80	71	77	74	76	80	70	
8005044	227	171	75.3	91	65	82	75	115	45	68	92	
8005045	477	115	24.1	57	50	54	53	59	47	64	35	
8005046	27	21	77.8	11	4	7	9	9	9	11	6	
8005047	69	63	91.3	33	29	27	35	34	28	34	27	
8005049	208	168	80.8	86	65	81	73	92	63	88	65	
8005051	602	259	43.0	116	119	121	119	101	144	125	114	
8005052	471	137	29.1	66	61	66	56	72	57	79	51	
8005053	12	0	0.0	0	0	0	0	0	0	0	0	
8005054	102	94	92.2	41	48	36	52	48	39	44	39	
8005055	0	0	n/a	0	0	0	0	0	0	0	0	
8005056	72	62	86.1	34	23	24	29	43	16	17	36	
8005058	30	21	70.0	10	10	9	12	12	8	9	11	
8005059	226	193	85.4	84	95	77	101	105	73	67	109	
8005061	143	128	89.5	63	51	54	61	65	58	69	47	
8005062	91	74	81.3	37	35	25	46	54	19	26	44	
8005063	11	10	90.9	7	3	9	1	7	3	6	3	
8005064	61	55	90.2	27	21	18	27	27	22	30	14	
8005065	0	0	n/a	0	0	0	0	0	0	0	0	
8005066	18	16	88.9	3	13	5	11	8	8	12	4	
8005067	26	24	92.3	11	10	10	11	20	2	8	13	
8005101	1212	312	25.7	183	105	131	155	208	88	111	178	
8005108	1419	393	27.7	261	95	186	160	289	82	144	206	
8005110	1066	327	30.7	187	120	130	175	214	104	141	160	
8005114	589	169	28.7	94	64	74	82	118	44	54	100	
8005162	704	105	14.9	73	19	26	64	81	17	21	70	
8005401	894	252	28.2	126	104	117	116	117	118	131	104	
8005402	618	262	42.4	125	99	93	128	124	111	167	54	

37	Statewide Ballot Measures Propositions 61, 62, 63 and 64														
	Registration	Ballots Cast	Turnout (%)	61-Children's Hospital Grants/Bonds. Init Maj		62-Elections. Primaries. Initiative - Maj to pass		63-Mental Health Funding. Initiative Maj		64-Unfair Business Comp. Laws. Initiative - Maj					
				Yes	No	Yes	No	Yes	No	Yes	No	Yes	No		
8005403	1445	421	29.1	224	164	165	217	208	187	238	145				
8005405	1000	341	34.1	182	134	155	160	172	147	187	127				
8005406	1063	294	27.7	148	123	144	121	159	121	157	112				
8005407	1055	376	35.6	210	135	155	186	220	138	213	135				
8005412	0	0	n/a	0	0	0	0	0	0	0	0				
8005413	1266	398	31.4	179	189	167	188	190	184	212	147				
Precinct Totals	148185	76297	51.5	46369	23156	31883	35470	47511	23200	30851	36545				
Absentee Totals	148185	46544	31.4	25454	17223	21016	21161	27611	16145	21620	20370				
Grand Totals	148185	122841	82.9	71823	40379	52899	56631	75122	39345	52471	56915				

***Grand Totals 37	Statewide Ballot Measures Propositions 61, 62, 63 and 64														
	Registration	Ballots Cast	Turnout (%)		61-Children's Hospital Grants/Bonds. Init Maj Yes	No		62-Elections. Primaries. Initiative - Maj to pass Yes	No		63-Mental Health Funding. Initiative Maj Yes	No		64-Unfair Business Comp. Laws. Initiative - Maj Yes	No
Santa Cruz County	148185	122841	82.9		71823	40379		52899	56631		75122	39345		52471	56915
14th Congressional Distr	45160	38126	84.4		20349	14876		16588	17979		21028	14870		17942	16668
17th Congressional Distr	103025	84715	82.2		51474	25503		36311	38652		54094	24475		34529	40247
11th Senatorial District	91150	76164	83.6		45112	23945		32430	34983		49297	21388		29378	37723
15th Senatorial District	57035	46677	81.8		26711	16434		20469	21648		25825	17957		23093	19192
27th Assembly District	128736	108227	84.1		62205	36395		46516	49805		66179	34658		45657	50474
28th Assembly District	19449	14614	75.1		9618	3984		6383	6826		8943	4687		6814	6441
1st Supervisorial Distri	30832	26081	84.6		14841	8962		11639	11527		15821	8542		11696	11546
2nd Supervisorial Distri	31695	26677	84.2		15212	9319		12021	11945		15463	9594		12790	11265
3rd Supervisorial Distri	35714	29584	82.8		18363	8095		11831	13973		20280	6830		9444	16037
4th Supervisorial Distri	16653	12554	75.4		8218	3482		5438	5921		7653	4048		5869	5526
5th Supervisorial Distri	33291	27945	83.9		15189	10521		11970	13265		15905	10331		12672	12541
City Of Santa Cruz	38905	32163	82.7		20047	8674		12821	15175		22050	7406		10373	17291
City Of Capitola	6185	5170	83.6		2983	1691		2346	2217		3259	1559		2292	2265
City Of Watsonville	13931	10343	74.2		6972	2635		4491	4834		6519	3101		4792	4577
City Of Scotts Valley	7341	6223	84.8		3236	2464		2606	2952		3039	2777		3367	2228
Unincorporated Area	81823	68942	84.3		38585	24915		30635	31453		40255	24502		31647	30554



***Absentee Totals 37	Statewide Ballot Measures Propositions 61, 62, 63 and 64																
	Registration	Ballots Cast	Turnout (%)		61-Children's Hospital Grants/Bonds. Init Maj Yes	No		62-Elections. Primaries. Initiative - Maj to pass Yes	No		63-Mental Health Funding. Initiative Maj Yes	No		64-Unfair Business Comp. Laws. Initiative - Maj Yes	No		
Santa Cruz County	148185	46544	31.4		25454	17223		21016	21161		27611	16145		21620	20370		
14th Congressional Distr	45160	16340	36.2		8365	6759		7234	7755		8970	6508		7985	6956		
17th Congressional Distr	103025	30204	29.3		17089	10464		13782	13406		18641	9637		13635	13414		
11th Senatorial District	91150	26403	29.0		14526	9577		11877	12005		16614	8210		11307	12406		
15th Senatorial District	57035	20141	35.3		10928	7646		9139	9156		10997	7935		10313	7964		
27th Assembly District	128736	40803	31.7		21929	15449		18340	18637		24178	14226		18789	18019		
28th Assembly District	19449	5741	29.5		3525	1774		2676	2524		3433	1919		2831	2351		
1st Supervisorial Distri	30832	11044	35.8		5984	4134		5047	4931		6529	3874		5234	4724		
2nd Supervisorial Distri	31695	10642	33.6		5772	4040		5013	4637		6144	3880		5312	4315		
3rd Supervisorial Distri	35714	8786	24.6		4956	2953		3833	4023		5745	2442		3259	4511		
4th Supervisorial Distri	16653	4921	29.6		2978	1562		2280	2179		2911	1666		2410	2024		
5th Supervisorial Distri	33291	11151	33.5		5764	4534		4843	5391		6282	4283		5405	4796		
City Of Santa Cruz	38905	9581	24.6		5451	3181		4158	4434		6282	2672		3646	4864		
City Of Capitola	6185	1934	31.3		1034	711		929	812		1211	593		907	812		
City Of Watsonville	13931	3958	28.4		2474	1159		1835	1727		2409	1258		1931	1612		
City Of Scotts Valley	7341	2344	31.9		1194	948		996	1116		1190	1006		1305	824		
Unincorporated Area	81823	28727	35.1		15301	11224		13098	13072		16519	10616		13831	12258		

38	Statewide Ballot Measures Propositions 65, 66, 67 and 68														
	Registration	Ballots Cast	Turnout (%)		65-Local Govt. Funds Revenues. Init - Maj. (1)			66-Limits on "3-Strikes" Law. Initiative - Maj			67-Medical Services Fund Phone Charge. Init - Maj			68-Tribal Gaming Renegotiation. Init - Maj	
					Yes	No	Yes	No			Yes	No		Yes	No
1001	37	0	0.0		0	0	0	0			0	0		0	0
1002	1412	746	52.8		228	347	519	176			286	363		90	586
1004	15	0	0.0		0	0	0	0			0	0		0	0
1005	1271	678	53.3		204	321	468	165			246	349		97	520
1006	1070	565	52.8		186	267	373	154			187	307		67	450
1007	84	0	0.0		0	0	0	0			0	0		0	0
1008	1027	554	53.9		165	255	346	158			193	281		72	414
1009	655	356	54.4		119	168	246	94			123	194		44	274
1010	912	486	53.3		147	224	301	147			148	280		62	377
1011	1302	719	55.2		226	353	480	187			285	355		82	573
1012	30	0	0.0		0	0	0	0			0	0		0	0
1013	1004	410	40.8		115	213	238	141			125	240		49	323
1014	206	0	0.0		0	0	0	0			0	0		0	0
1015	755	451	59.7		137	228	294	144			161	252		45	380
1016	601	289	48.1		83	138	184	94			113	148		24	241
1017	852	484	56.8		136	253	319	138			167	261		50	395
1018	187	0	0.0		0	0	0	0			0	0		0	0
1019	620	357	57.6		99	150	236	86			129	165		37	270
1020	961	516	53.7		152	243	328	145			166	279		49	394
1021	80	0	0.0		0	0	0	0			0	0		0	0
1022	852	453	53.2		138	229	293	139			170	238		63	361
1023	468	184	39.3		68	87	113	65			59	111		25	148
1024	740	420	56.8		133	197	240	147			132	239		55	323
1026	955	506	53.0		149	257	317	159			179	276		60	405
1027	873	440	50.4		111	236	286	123			174	217		45	354
1028	955	573	60.0		167	294	328	205			189	321		59	460
1029	346	167	48.3		42	95	97	60			57	89		12	143
1030	818	447	54.6		137	209	273	136			170	215		58	340
1035	631	339	53.7		95	186	194	134			92	224		29	296
1037	453	281	62.0		65	146	116	150			62	192		12	251
1038	1397	739	52.9		217	392	328	369			209	458		73	608
1039	1447	667	46.1		179	360	372	267			206	388		67	547
1041	367	209	56.9		62	94	158	39			73	114		16	173
1044	32	0	0.0		0	0	0	0			0	0		0	0
1045	81	0	0.0		0	0	0	0			0	0		0	0
1046	17	0	0.0		0	0	0	0			0	0		0	0
1048	529	252	47.6		63	137	102	133			58	171		21	214
1050	415	192	46.3		67	99	104	84			58	122		21	157
1051	10	0	0.0		0	0	0	0			0	0		0	0
1052	96	0	0.0		0	0	0	0			0	0		0	0
1053	2	0	0.0		0	0	0	0			0	0		0	0
1055	9	0	0.0		0	0	0	0			0	0		0	0
1057	238	0	0.0		0	0	0	0			0	0		0	0
1058	45	0	0.0		0	0	0	0			0	0		0	0
1059	3	0	0.0		0	0	0	0			0	0		0	0
1060	999	540	54.1		173	259	313	191			185	301		47	440
1061	1252	643	51.4		169	349	359	233			201	371		59	532
1064	187	0	0.0		0	0	0	0			0	0		0	0
1065	47	0	0.0		0	0	0	0			0	0		0	0
1069	115	0	0.0		0	0	0	0			0	0		0	0
1075	31	0	0.0		0	0	0	0			0	0		0	0
1076	8	0	0.0		0	0	0	0			0	0		0	0
1077	53	0	0.0		0	0	0	0			0	0		0	0
1078	176	0	0.0		0	0	0	0			0	0		0	0
1079	9	0	0.0		0	0	0	0			0	0		0	0
1101	681	382	56.1		128	175	229	128			104	225		31	316
1103	811	417	51.4		101	221	232	158			140	234		30	350
1113	699	285	40.8		82	147	165	103			86	169		26	234
1201	265	0	0.0		0	0	0	0			0	0		0	0
1202	639	290	45.4		101	143	163	110			106	159		28	244
2001	1085	582	53.6		191	298	340	198			157	365		119	414
2002	3	0	0.0		0	0	0	0			0	0		0	0
2003	186	0	0.0		0	0	0	0			0	0		0	0
2004	644	373	57.9		112	182	205	140			116	216		38	305
2005	22	0	0.0		0	0	0	0			0	0		0	0
2006	916	472	51.5		131	280	229	225			159	289		47	402
2007	32	0	0.0		0	0	0	0			0	0		0	0
2008	629	335	53.3		120	160	189	123			85	220		52	254
2009	149	0	0.0		0	0	0	0			0	0		0	0

38	Statewide Ballot Measures Propositions 65, 66, 67 and 68													
	Registration	Ballots Cast	Turnout (%)	65-Local Govt. Funds Revenues. Init - Maj. (1) Yes	No	66-Limits on "3-Strikes" Law. Initiative - Maj Yes	No	67-Medical Services Fund Phone Charge. Init - Maj Yes	No	68-Tribal Gaming Renegotiation. Init - Maj Yes	No			
2010	793	358	45.1	116	179	203	142	113	215	28	303			
2011	10	0	0.0	0	0	0	0	0	0	0	0			
2013	542	227	41.9	70	120	98	112	60	147	28	182			
2014	9	0	0.0	0	0	0	0	0	0	0	0			
2015	7	0	0.0	0	0	0	0	0	0	0	0			
2016	11	0	0.0	0	0	0	0	0	0	0	0			
2017	78	0	0.0	0	0	0	0	0	0	0	0			
2020	76	0	0.0	0	0	0	0	0	0	0	0			
2021	101	0	0.0	0	0	0	0	0	0	0	0			
2022	449	240	53.5	70	124	133	94	74	139	24	197			
2023	1081	636	58.8	183	346	354	257	186	395	48	551			
2024	997	535	53.7	148	287	323	184	182	303	53	440			
2025	594	338	56.9	95	170	209	104	132	166	29	277			
2026	426	212	49.8	40	135	139	65	84	108	15	181			
2027	56	0	0.0	0	0	0	0	0	0	0	0			
2029	918	481	52.4	155	244	312	148	191	237	53	388			
2030	999	583	58.4	191	286	378	175	196	323	74	459			
2031	845	495	58.6	122	289	287	187	171	287	45	420			
2032	1045	567	54.3	149	324	287	264	161	357	50	485			
2033	1323	735	55.6	210	418	419	286	250	420	73	612			
2034	82	0	0.0	0	0	0	0	0	0	0	0			
2035	1227	731	59.6	218	389	438	262	261	415	72	608			
2036	25	0	0.0	0	0	0	0	0	0	0	0			
2037	513	225	43.9	63	129	96	116	63	144	26	183			
2038	534	278	52.1	101	134	138	128	77	179	33	227			
2039	53	0	0.0	0	0	0	0	0	0	0	0			
2040	883	465	52.7	112	258	220	212	125	286	41	376			
2041	484	233	48.1	78	105	120	89	59	138	22	176			
2042	58	0	0.0	0	0	0	0	0	0	0	0			
2043	13	0	0.0	0	0	0	0	0	0	0	0			
2044	5	0	0.0	0	0	0	0	0	0	0	0			
2046	149	0	0.0	0	0	0	0	0	0	0	0			
2048	904	477	52.8	145	225	266	176	135	284	54	377			
2049	55	0	0.0	0	0	0	0	0	0	0	0			
2050	0	0	n/a	0	0	0	0	0	0	0	0			
2051	1437	744	51.8	238	357	459	245	270	407	88	599			
2052	1199	581	48.5	160	324	288	266	176	356	51	494			
2053	1232	555	45.0	173	302	286	243	157	356	55	464			
2054	711	380	53.4	137	169	213	150	109	232	39	317			
2055	475	268	56.4	111	113	170	93	98	152	24	231			
2056	0	0	n/a	0	0	0	0	0	0	0	0			
2057	135	0	0.0	0	0	0	0	0	0	0	0			
2058	134	0	0.0	0	0	0	0	0	0	0	0			
2059	0	0	n/a	0	0	0	0	0	0	0	0			
2060	13	0	0.0	0	0	0	0	0	0	0	0			
2061	0	0	n/a	0	0	0	0	0	0	0	0			
2062	24	0	0.0	0	0	0	0	0	0	0	0			
2063	1037	583	56.2	163	332	295	272	161	384	36	523			
2064	0	0	n/a	0	0	0	0	0	0	0	0			
2201	1039	562	54.1	158	297	348	177	181	312	72	440			
2202	695	393	56.5	124	183	228	132	137	204	45	302			
2204	924	542	58.7	163	269	301	198	148	326	59	424			
2205	933	517	55.4	146	262	328	160	174	278	59	413			
2206	701	399	56.9	103	201	225	139	126	211	46	303			
2208	989	533	53.9	150	269	334	168	208	259	67	419			
2331	839	400	47.7	135	204	247	134	128	244	92	283			
2335	165	0	0.0	0	0	0	0	0	0	0	0			
2366	2	0	0.0	0	0	0	0	0	0	0	0			
3001	136	0	0.0	0	0	0	0	0	0	0	0			
3002	517	323	62.5	73	198	231	83	152	150	26	276			
3003	915	530	57.9	139	303	337	169	201	282	41	453			
3004	1304	628	48.2	189	317	403	194	225	353	59	521			
3005	0	0	n/a	0	0	0	0	0	0	0	0			
3006	14	0	0.0	0	0	0	0	0	0	0	0			
3007	55	0	0.0	0	0	0	0	0	0	0	0			
3008	906	456	50.3	146	212	297	130	181	219	57	349			
3009	35	0	0.0	0	0	0	0	0	0	0	0			
3012	44	0	0.0	0	0	0	0	0	0	0	0			
3013	0	0	n/a	0	0	0	0	0	0	0	0			

38	Statewide Ballot Measures Propositions 65, 66, 67 and 68											
	Registration	Ballots Cast	Turnout (%)	65-Local Govt. Funds Revenues. Init - Maj. (1) Yes	No	66-Limits on "3-Strikes" Law. Initiative - Maj Yes	No	67-Medical Services Fund Phone Charge. Init - Maj Yes	No	68-Tribal Gaming Renegotiation. Init - Maj Yes	No	
3014	64	0	0.0	0	0	0	0	0	0	0	0	
3101	453	235	51.9	81	108	164	61	87	123	33	187	
3102	1381	748	54.2	203	383	523	190	313	348	71	602	
3103	1243	666	53.6	154	348	462	158	253	310	56	532	
3104	1409	839	59.5	219	416	603	177	341	373	70	674	
3105	1090	613	56.2	156	348	425	149	231	304	46	513	
3108	1025	596	58.1	127	346	430	133	251	273	39	500	
3113	1015	587	57.8	134	327	404	147	216	292	62	465	
3114	1277	796	62.3	201	431	600	145	347	361	101	629	
3115	1108	645	58.2	170	334	477	129	270	287	55	532	
3116	1069	626	58.6	155	323	499	86	258	278	58	490	
3119	1279	771	60.3	225	338	597	113	315	316	107	555	
3121	1114	632	56.7	166	322	478	110	297	250	78	477	
3122	584	365	62.5	101	167	299	42	182	126	48	265	
3123	1090	583	53.5	169	260	434	100	251	228	78	432	
3125	821	438	53.3	113	233	292	114	155	238	36	363	
3129	744	424	57.0	115	231	302	99	180	200	49	340	
3130	1284	735	57.2	212	365	498	204	269	372	70	606	
3140	773	389	50.3	111	210	234	134	128	225	31	336	
3143	623	380	61.0	85	224	294	63	180	157	30	315	
3145	1229	681	55.4	175	357	491	153	274	331	60	562	
3146	1247	747	59.9	170	417	560	137	355	300	69	604	
3148	862	533	61.8	149	255	415	96	231	238	52	436	
3151	815	529	64.9	149	274	375	116	227	242	43	441	
3153	1203	719	59.8	208	363	511	162	284	345	80	570	
3158	741	407	54.9	93	228	288	98	176	189	40	334	
3160	672	415	61.8	116	193	330	47	192	143	61	287	
3161	398	315	79.1	78	118	226	44	154	75	35	214	
3163	714	550	77.0	167	235	398	105	263	178	90	381	
3165	557	417	74.9	111	170	313	58	205	115	53	276	
3166	458	334	72.9	95	124	268	26	145	102	48	218	
3168	381	295	77.4	64	102	189	60	114	91	32	197	
3169	455	344	75.6	54	121	259	47	155	78	41	211	
3171	1056	622	58.9	175	339	428	159	225	335	58	519	
3178	946	507	53.6	116	267	395	79	221	209	55	404	
3181	608	378	62.2	95	198	285	55	162	165	37	292	
4001	2	0	0.0	0	0	0	0	0	0	0	0	
4007	1165	524	45.0	191	262	235	261	121	366	70	419	
4008	0	0	n/a	0	0	0	0	0	0	0	0	
4009	107	0	0.0	0	0	0	0	0	0	0	0	
4014	37	0	0.0	0	0	0	0	0	0	0	0	
4016	614	323	52.6	108	165	168	130	99	191	65	229	
4017	27	0	0.0	0	0	0	0	0	0	0	0	
4018	463	231	49.9	87	110	138	73	75	133	47	158	
4022	80	0	0.0	0	0	0	0	0	0	0	0	
4023	63	0	0.0	0	0	0	0	0	0	0	0	
4026	528	266	50.4	96	145	143	110	66	183	47	205	
4027	19	0	0.0	0	0	0	0	0	0	0	0	
4029	0	0	n/a	0	0	0	0	0	0	0	0	
4030	616	304	49.4	84	180	127	163	62	224	42	244	
4031	7	0	0.0	0	0	0	0	0	0	0	0	
4032	0	0	n/a	0	0	0	0	0	0	0	0	
4310	540	232	43.0	88	101	145	64	89	114	56	147	
4311	494	233	47.2	79	110	150	55	104	99	53	150	
4321	1165	451	38.7	194	174	276	125	141	258	99	298	
4324	20	0	0.0	0	0	0	0	0	0	0	0	
4331	1249	586	46.9	194	288	319	213	194	320	91	422	
4333	494	207	41.9	69	109	132	57	83	110	38	152	
4341	798	400	50.1	143	193	232	128	141	216	68	289	
4344	1125	495	44.0	197	223	257	204	164	287	84	372	
4345	806	397	49.3	148	184	234	136	128	229	60	302	
4354	937	392	41.8	147	182	230	127	139	212	90	268	
4361	1047	488	46.6	176	228	263	163	108	315	84	340	
4363	778	360	46.3	116	190	191	149	118	216	65	273	
4364	437	237	54.2	75	124	133	83	83	127	46	165	
4367	46	0	0.0	0	0	0	0	0	0	0	0	
4371	581	324	55.8	114	165	187	117	103	192	51	246	
4372	826	386	46.7	143	180	239	116	134	214	58	293	
4373	880	461	52.4	152	253	264	168	145	286	85	343	

38	Statewide Ballot Measures Propositions 65, 66, 67 and 68													
	Registration	Ballots Cast	Turnout (%)	65-Local Govt. Funds Revenues. Init - Maj. (1) Yes	No	66-Limits on "3-Strikes" Law. Initiative - Maj Yes	No	67-Medical Services Fund Phone Charge. Init - Maj Yes	No	68-Tribal Gaming Renegotiation. Init - Maj Yes	No			
4374	702	336	47.9	106	200	185	137	106	208	55	268			
5000	3	0	0.0	0	0	0	0	0	0	0	0			
5002	1319	785	59.5	230	432	480	269	242	478	71	656			
5004	702	433	61.7	128	230	253	148	134	252	64	333			
5005	860	536	62.3	155	295	322	196	149	342	44	456			
5006	701	398	56.8	115	206	184	200	118	244	41	334			
5007	114	0	0.0	0	0	0	0	0	0	0	0			
5008	541	298	55.1	92	165	155	130	80	190	35	245			
5009	3	0	0.0	0	0	0	0	0	0	0	0			
5010	809	469	58.0	133	247	288	152	153	270	52	376			
5011	778	458	58.9	167	219	293	139	149	268	70	351			
5012	1222	737	60.3	213	409	437	272	226	446	73	617			
5014	1009	620	61.4	193	330	422	166	219	347	86	489			
5015	126	0	0.0	0	0	0	0	0	0	0	0			
5016	1007	820	81.4	280	415	502	284	247	504	124	641			
5017	36	0	0.0	0	0	0	0	0	0	0	0			
5018	1217	484	39.8	158	262	271	198	138	314	70	386			
5019	1336	749	56.1	222	407	432	284	215	482	80	625			
5020	898	527	58.7	164	271	332	161	156	311	65	409			
5021	880	511	58.1	162	252	307	176	162	291	59	412			
5022	728	343	47.1	89	205	177	150	106	215	16	306			
5023	962	563	58.5	181	273	324	204	187	308	66	443			
5025	88	0	0.0	0	0	0	0	0	0	0	0			
5026	110	0	0.0	0	0	0	0	0	0	0	0			
5027	196	0	0.0	0	0	0	0	0	0	0	0			
5028	32	0	0.0	0	0	0	0	0	0	0	0			
5029	222	0	0.0	0	0	0	0	0	0	0	0			
5031	98	0	0.0	0	0	0	0	0	0	0	0			
5033	603	284	47.1	92	146	172	103	73	185	37	228			
5034	329	197	59.9	51	113	92	99	50	128	18	171			
5035	26	0	0.0	0	0	0	0	0	0	0	0			
5036	182	0	0.0	0	0	0	0	0	0	0	0			
5037	56	0	0.0	0	0	0	0	0	0	0	0			
5038	63	0	0.0	0	0	0	0	0	0	0	0			
5039	54	0	0.0	0	0	0	0	0	0	0	0			
5040	226	0	0.0	0	0	0	0	0	0	0	0			
5041	0	0	n/a	0	0	0	0	0	0	0	0			
5042	0	0	n/a	0	0	0	0	0	0	0	0			
5043	551	277	50.3	75	157	139	125	89	167	22	239			
5044	227	0	0.0	0	0	0	0	0	0	0	0			
5045	477	271	56.8	90	134	155	111	88	160	40	221			
5046	27	0	0.0	0	0	0	0	0	0	0	0			
5047	69	0	0.0	0	0	0	0	0	0	0	0			
5049	208	0	0.0	0	0	0	0	0	0	0	0			
5051	602	253	42.0	84	134	126	120	71	167	32	210			
5052	471	265	56.3	79	160	159	93	96	154	37	214			
5053	12	0	0.0	0	0	0	0	0	0	0	0			
5054	102	0	0.0	0	0	0	0	0	0	0	0			
5055	0	0	n/a	0	0	0	0	0	0	0	0			
5056	72	0	0.0	0	0	0	0	0	0	0	0			
5058	30	0	0.0	0	0	0	0	0	0	0	0			
5059	226	0	0.0	0	0	0	0	0	0	0	0			
5061	143	0	0.0	0	0	0	0	0	0	0	0			
5062	91	0	0.0	0	0	0	0	0	0	0	0			
5063	11	0	0.0	0	0	0	0	0	0	0	0			
5064	61	0	0.0	0	0	0	0	0	0	0	0			
5065	0	0	n/a	0	0	0	0	0	0	0	0			
5066	18	0	0.0	0	0	0	0	0	0	0	0			
5067	26	0	0.0	0	0	0	0	0	0	0	0			
5101	1212	563	46.5	152	278	403	112	243	233	72	421			
5108	1419	697	49.1	188	361	528	129	290	313	77	546			
5110	1066	602	56.5	136	357	410	160	211	323	63	485			
5114	589	312	53.0	75	171	241	51	146	120	33	245			
5162	704	463	65.8	108	187	348	56	214	140	53	321			
5401	894	528	59.1	170	273	239	269	135	350	62	440			
5402	618	272	44.0	57	156	123	122	78	159	27	222			
5403	1445	795	55.0	230	424	413	337	223	493	101	637			
5405	1000	495	49.5	145	258	235	228	135	307	56	395			
5406	1063	557	52.4	149	290	245	266	137	347	51	449			

38	Statewide Ballot Measures Propositions 65, 66, 67 and 68													
	Registration	Ballots Cast	Turnout (%)	65-Local Govt. Funds Revenues. Init - Maj. (1) Yes	No	66-Limits on "3-Strikes" Law. Initiative - Maj Yes	No	67-Medical Services Fund Phone Charge. Init - Maj Yes	No	68-Tribal Gaming Renegotiation. Init - Maj Yes	No			
5407	1055	543	51.5	181	275	255	263	125	380	44	468			
5412	0	0	n/a	0	0	0	0	0	0	0	0			
5413	1266	689	54.4	193	364	335	315	167	454	84	551			
8001001	37	29	78.4	11	13	15	13	14	14	3	24			
8001002	1412	416	29.5	132	205	290	102	180	199	54	319			
8001004	15	15	100.0	1	12	5	10	6	8	1	12			
8001005	1271	351	27.6	114	170	231	102	116	206	36	293			
8001006	1070	348	32.5	103	175	218	115	144	182	31	292			
8001007	84	70	83.3	27	34	53	13	26	42	4	64			
8001008	1027	296	28.8	98	144	198	81	119	151	32	244			
8001009	655	206	31.5	54	107	141	53	77	110	20	171			
8001010	912	277	30.4	108	127	174	87	94	158	29	225			
8001011	1302	339	26.0	125	145	212	107	133	173	51	264			
8001012	30	28	93.3	9	14	19	6	10	16	5	21			
8001013	1004	445	44.3	129	214	262	150	161	237	47	366			
8001014	206	173	84.0	54	90	117	52	71	92	14	154			
8001015	755	214	28.3	55	115	114	83	78	113	15	183			
8001016	601	246	40.9	86	127	134	105	84	143	24	203			
8001017	852	217	25.5	71	105	130	76	82	114	25	174			
8001018	187	163	87.2	51	81	100	49	52	94	16	134			
8001019	620	163	26.3	45	89	110	47	69	80	18	136			
8001020	961	274	28.5	87	143	183	78	101	152	34	225			
8001021	80	72	90.0	21	40	39	29	21	47	13	56			
8001022	852	246	28.9	72	138	160	70	89	134	37	188			
8001023	468	205	43.8	68	100	121	80	64	131	19	181			
8001024	740	185	25.0	64	89	99	79	81	93	14	162			
8001026	955	282	29.5	118	107	157	100	114	136	38	220			
8001027	873	284	32.5	108	126	181	85	108	149	37	228			
8001028	955	273	28.6	81	142	144	115	87	160	16	236			
8001029	346	141	40.8	44	73	83	51	56	77	15	120			
8001030	818	242	29.6	63	128	141	87	78	139	29	196			
8001035	631	238	37.7	59	138	127	101	69	151	23	196			
8001037	453	118	26.0	38	61	69	44	33	76	7	103			
8001038	1397	442	31.6	121	248	229	198	130	286	47	367			
8001039	1447	569	39.3	211	262	348	198	203	321	72	465			
8001041	367	77	21.0	25	38	47	23	33	37	6	66			
8001044	32	32	100.0	11	8	26	4	10	17	2	24			
8001045	81	73	90.1	17	45	47	23	25	47	9	62			
8001046	17	15	88.2	2	12	9	5	6	8	3	11			
8001048	529	205	38.8	44	115	93	104	61	135	24	175			
8001050	415	167	40.2	58	83	93	67	52	105	11	147			
8001051	10	0	0.0	0	0	0	0	0	0	0	0			
8001052	96	82	85.4	24	48	35	42	27	49	2	76			
8001053	2	0	0.0	0	0	0	0	0	0	0	0			
8001055	9	0	0.0	0	0	0	0	0	0	0	0			
8001057	238	221	92.9	67	128	138	81	71	142	24	186			
8001058	45	39	86.7	12	22	15	21	15	20	1	37			
8001059	3	1	33.3	1	0	0	1	1	0	0	1			
8001060	999	328	32.8	109	163	183	126	102	198	24	288			
8001061	1252	440	35.1	153	222	286	131	157	242	55	362			
8001064	187	161	86.1	56	73	87	71	58	86	11	135			
8001065	47	42	89.4	13	15	24	15	16	22	5	33			
8001069	115	98	85.2	35	42	79	13	44	46	18	74			
8001075	31	26	83.9	9	12	21	3	7	15	3	20			
8001076	8	0	0.0	0	0	0	0	0	0	0	0			
8001077	53	47	88.7	12	29	33	14	23	24	9	37			
8001078	176	159	90.3	55	81	83	70	61	88	13	137			
8001079	9	6	66.7	1	4	4	2	3	3	0	6			
8001101	681	212	31.1	68	98	109	95	66	126	21	177			
8001103	811	310	38.2	112	141	179	115	107	182	26	268			
8001113	699	322	46.1	115	153	183	121	83	215	37	266			
8001201	265	203	76.6	56	105	137	54	77	105	21	167			
8001202	639	211	33.0	62	109	123	71	78	114	27	168			
8002001	1085	278	25.6	96	139	164	95	83	180	52	210			
8002002	3	2	66.7	2	0	2	0	0	2	0	2			
8002003	186	157	84.4	48	82	85	60	52	95	24	125			
8002004	644	176	27.3	53	95	114	49	50	107	16	147			
8002005	22	20	90.9	7	9	14	5	2	17	2	18			
8002006	916	297	32.4	110	146	154	133	82	198	24	262			

38	Statewide Ballot Measures Propositions 65, 66, 67 and 68													
	Registration	Ballots Cast	Turnout (%)	65-Local Govt. Funds Revenues. Init - Maj. (1) Yes	No	66-Limits on "3-Strikes" Law. Initiative - Maj Yes	No	67-Medical Services Fund Phone Charge. Init - Maj Yes	No	68-Tribal Gaming Renegotiation. Init - Maj Yes	No			
8002007	32	25	78.1	7	13	12	9	11	12	6	18			
8002008	629	100	15.9	29	60	47	47	26	66	15	79			
8002009	149	129	86.6	28	81	101	25	69	49	3	118			
8002010	793	298	37.6	99	153	156	131	94	180	33	247			
8002011	10	0	0.0	0	0	0	0	0	0	0	0			
8002013	542	214	39.5	67	110	104	95	60	139	25	175			
8002014	9	7	77.8	4	2	7	0	2	5	3	4			
8002015	7	12	171.4	3	9	9	3	7	5	2	10			
8002016	11	11	100.0	3	4	2	9	1	8	0	11			
8002017	78	71	91.0	21	33	43	22	27	34	10	55			
8002020	76	69	90.8	16	34	40	24	26	38	4	59			
8002021	101	89	88.1	24	48	45	35	22	60	7	76			
8002022	449	100	22.3	26	67	52	47	33	66	14	84			
8002023	1081	323	29.9	120	146	189	114	121	174	33	263			
8002024	997	358	35.9	126	180	228	120	150	181	27	315			
8002025	594	170	28.6	58	88	102	59	68	90	20	143			
8002026	426	159	37.3	46	93	101	55	67	84	11	145			
8002027	56	41	73.2	15	20	20	21	10	31	7	33			
8002029	918	281	30.6	75	162	175	98	98	165	24	241			
8002030	999	284	28.4	95	142	187	85	117	142	32	240			
8002031	845	281	33.3	82	146	160	106	91	163	11	251			
8002032	1045	271	25.9	99	127	155	98	86	157	34	224			
8002033	1323	380	28.7	100	203	234	126	132	210	25	332			
8002034	82	66	80.5	17	38	38	24	21	38	16	46			
8002035	1227	351	28.6	117	182	201	132	132	200	47	286			
8002036	25	25	100.0	7	16	12	13	7	17	2	23			
8002037	513	154	30.0	46	80	88	59	45	98	13	132			
8002038	534	155	29.0	49	87	89	58	50	95	14	127			
8002039	53	48	90.6	16	17	33	9	14	26	7	37			
8002040	883	320	36.2	102	161	166	138	134	167	31	276			
8002041	484	170	35.1	70	74	110	56	54	110	29	134			
8002042	58	39	67.2	12	18	23	15	12	24	5	32			
8002043	13	13	100.0	5	6	9	2	6	5	3	8			
8002044	5	0	0.0	0	0	0	0	0	0	0	0			
8002046	149	127	85.2	33	79	77	47	47	73	9	112			
8002048	904	292	32.3	85	145	174	108	100	165	32	237			
8002049	55	45	81.8	16	26	31	14	14	30	8	35			
8002050	0	0	n/a	0	0	0	0	0	0	0	0			
8002051	1437	473	32.9	143	231	301	141	172	258	48	395			
8002052	1199	454	37.9	143	219	254	177	130	288	51	379			
8002053	1232	475	38.6	140	250	275	172	171	259	64	381			
8002054	711	231	32.5	72	129	142	80	95	126	19	200			
8002055	475	144	30.3	34	79	96	38	57	70	12	115			
8002056	0	0	n/a	0	0	0	0	0	0	0	0			
8002057	135	124	91.9	39	64	76	41	45	72	16	101			
8002058	134	118	88.1	46	56	73	41	43	73	20	89			
8002059	0	0	n/a	0	0	0	0	0	0	0	0			
8002060	13	12	92.3	1	7	2	10	3	8	1	11			
8002061	0	0	n/a	0	0	0	0	0	0	0	0			
8002062	24	17	70.8	7	5	12	5	10	5	1	14			
8002063	1037	350	33.8	120	190	178	163	101	231	34	302			
8002064	0	0	n/a	0	0	0	0	0	0	0	0			
8002201	1039	292	28.1	99	134	190	88	100	168	34	241			
8002202	695	211	30.4	72	90	121	79	71	112	22	166			
8002204	924	263	28.5	88	127	163	87	83	160	27	219			
8002205	933	288	30.9	112	124	189	86	85	178	35	235			
8002206	701	176	25.1	62	73	111	55	60	97	27	134			
8002208	989	290	29.3	90	130	192	79	116	141	36	227			
8002331	839	208	24.8	85	88	126	68	82	108	36	161			
8002335	165	107	64.8	37	53	79	21	34	65	19	80			
8002366	2	1	50.0	0	1	0	1	0	1	0	1			
8003001	136	116	85.3	41	55	94	18	56	50	11	93			
8003002	517	101	19.5	28	55	73	24	43	52	9	87			
8003003	915	245	26.8	85	106	173	64	83	142	20	204			
8003004	1304	455	34.9	128	261	270	157	147	270	40	378			
8003005	0	0	n/a	0	0	0	0	0	0	0	0			
8003006	14	9	64.3	3	6	3	6	2	7	1	8			
8003007	55	46	83.6	13	24	28	17	15	29	7	37			
8003008	906	268	29.6	79	143	173	85	92	159	33	221			

38	Statewide Ballot Measures Propositions 65, 66, 67 and 68											
	Registration	Ballots Cast	Turnout (%)	65-Local Govt. Funds Revenues. Init - Maj. (1) Yes	No	66-Limits on "3-Strikes" Law. Initiative - Maj Yes	No	67-Medical Services Fund Phone Charge. Init - Maj Yes	No	68-Tribal Gaming Renegotiation. Init - Maj Yes	No	
8003009	35	34	97.1	20	11	16	18	11	20	1	33	
8003012	44	29	65.9	6	15	19	4	13	12	8	17	
8003013	0	0	n/a	0	0	0	0	0	0	0	0	
8003014	64	52	81.3	10	27	40	9	16	29	5	39	
8003101	453	171	37.7	56	84	109	51	72	80	21	137	
8003102	1381	423	30.6	132	194	262	133	139	246	27	363	
8003103	1243	378	30.4	99	208	254	104	153	193	42	310	
8003104	1409	341	24.2	104	168	223	105	116	191	28	293	
8003105	1090	347	31.8	112	166	216	108	135	182	33	282	
8003108	1025	273	26.6	72	145	183	68	107	137	27	222	
8003113	1015	259	25.5	108	124	175	78	116	130	30	219	
8003114	1277	284	22.2	71	157	220	55	112	146	29	234	
8003115	1108	289	26.1	93	145	211	69	113	152	39	235	
8003116	1069	250	23.4	74	128	197	38	116	105	23	204	
8003119	1279	228	17.8	65	105	173	43	112	93	37	171	
8003121	1114	245	22.0	65	119	164	59	94	117	26	192	
8003122	584	84	14.4	28	36	64	14	31	41	12	60	
8003123	1090	242	22.2	70	104	170	51	101	101	26	183	
8003125	821	288	35.1	87	147	195	79	104	159	37	232	
8003129	744	224	30.1	61	108	139	69	86	110	19	185	
8003130	1284	299	23.3	86	136	208	65	106	152	29	236	
8003140	773	378	48.9	118	193	236	131	137	215	30	321	
8003143	623	158	25.4	58	68	119	31	89	59	12	138	
8003145	1229	380	30.9	104	203	247	106	130	205	33	319	
8003146	1247	174	14.0	49	96	132	31	79	82	20	145	
8003148	862	176	20.4	61	76	130	38	74	91	18	147	
8003151	815	171	21.0	49	86	105	56	50	97	23	134	
8003153	1203	311	25.9	93	149	219	71	139	143	43	241	
8003158	741	184	24.8	63	87	127	46	72	96	16	147	
8003160	672	51	7.6	17	14	41	5	18	22	7	31	
8003161	398	13	3.3	6	4	11	1	3	9	2	10	
8003163	714	25	3.5	9	8	15	9	11	12	7	17	
8003165	557	30	5.4	6	10	23	3	12	12	1	23	
8003166	458	38	8.3	11	12	32	2	12	16	8	21	
8003168	381	11	2.9	3	2	8	3	6	1	1	5	
8003169	455	26	5.7	4	12	19	6	13	6	1	19	
8003171	1056	315	29.8	104	151	194	96	109	173	34	252	
8003178	946	237	25.1	56	124	169	59	114	105	30	194	
8003181	608	128	21.1	55	55	94	24	59	58	17	101	
8004001	2	1	50.0	0	1	1	0	0	1	0	1	
8004007	1165	398	34.2	133	207	230	150	127	242	65	313	
8004008	0	0	n/a	0	0	0	0	0	0	0	0	
8004009	107	89	83.2	32	43	51	32	30	56	25	60	
8004014	37	28	75.7	16	10	19	8	4	23	7	20	
8004016	614	140	22.8	54	69	85	51	48	87	31	104	
8004017	27	22	81.5	7	14	10	11	5	16	2	19	
8004018	463	118	25.5	54	47	71	42	41	72	25	89	
8004022	80	57	71.3	22	28	23	31	15	37	12	42	
8004023	63	53	84.1	21	27	27	23	19	32	10	40	
8004026	528	149	28.2	39	91	71	71	37	104	26	116	
8004027	19	18	94.7	2	16	6	12	4	14	0	18	
8004029	0	0	n/a	0	0	0	0	0	0	0	0	
8004030	616	206	33.4	62	106	128	69	61	132	26	168	
8004031	7	0	0.0	0	0	0	0	0	0	0	0	
8004032	0	0	n/a	0	0	0	0	0	0	0	0	
8004310	540	140	25.9	65	50	97	25	54	70	41	81	
8004311	494	103	20.9	43	41	60	32	32	56	24	68	
8004321	1165	313	26.9	141	115	187	88	103	168	66	204	
8004324	20	6	30.0	2	2	3	1	2	2	1	3	
8004331	1249	395	31.6	143	189	249	126	140	225	87	279	
8004333	494	140	28.3	72	58	92	42	48	83	43	89	
8004341	798	160	20.1	72	67	101	52	54	91	32	115	
8004344	1125	352	31.3	124	162	198	128	83	231	65	253	
8004345	806	190	23.6	73	90	117	62	62	114	47	133	
8004354	937	248	26.5	95	118	149	83	91	132	43	187	
8004361	1047	269	25.7	95	131	147	107	82	162	48	199	
8004363	778	251	32.3	99	107	143	94	75	155	37	194	
8004364	437	108	24.7	43	46	62	39	28	71	16	86	
8004367	46	24	52.2	12	10	11	12	11	11	7	14	



38	Statewide Ballot Measures Propositions 65, 66, 67 and 68											
	Registration	Ballots Cast	Turnout (%)	65-Local Govt. Funds Revenues. Init - Maj. (1) Yes	No	66-Limits on "3-Strikes" Law. Initiative - Maj Yes	No	67-Medical Services Fund Phone Charge. Init - Maj Yes	No	68-Tribal Gaming Renegotiation. Init - Maj Yes	No	
8004371	581	169	29.1	64	79	102	59	45	112	28	132	
8004372	826	228	27.6	97	91	120	92	62	147	38	174	
8004373	880	266	30.2	104	126	151	103	70	173	44	208	
8004374	702	280	39.9	98	124	151	110	78	171	50	210	
8005000	3	3	100.0	2	0	1	2	0	3	1	2	
8005002	1319	351	26.6	104	187	223	115	108	222	45	288	
8005004	702	161	22.9	52	84	94	61	53	95	21	130	
8005005	860	202	23.5	73	93	112	78	53	132	24	168	
8005006	701	183	26.1	51	107	87	88	46	127	8	166	
8005007	114	95	83.3	37	44	54	36	37	50	14	71	
8005008	541	178	32.9	52	101	95	75	33	133	29	141	
8005009	3	1	33.3	0	1	1	0	0	1	0	1	
8005010	809	215	26.6	58	130	139	68	72	128	25	181	
8005011	778	188	24.2	53	91	118	61	57	116	22	155	
8005012	1222	289	23.6	93	136	170	102	97	167	24	240	
8005014	1009	253	25.1	97	130	184	59	94	141	29	215	
8005015	126	118	93.7	29	78	60	57	39	76	15	98	
8005016	1007	296	29.4	81	158	169	110	106	165	43	234	
8005017	36	33	91.7	12	14	21	12	11	20	2	29	
8005018	1217	299	24.6	94	154	182	103	102	174	43	241	
8005019	1336	392	29.3	145	205	239	139	127	237	64	311	
8005020	898	219	24.4	68	133	155	58	78	133	40	171	
8005021	880	245	27.8	69	144	156	82	72	159	31	198	
8005022	728	271	37.2	73	163	158	106	78	180	33	229	
8005023	962	261	27.1	81	148	148	102	77	166	28	219	
8005025	88	74	84.1	23	38	51	21	23	46	11	61	
8005026	110	94	85.5	23	54	48	42	25	65	13	74	
8005027	196	169	86.2	37	97	80	81	47	112	11	152	
8005028	32	25	78.1	5	16	15	8	8	15	3	20	
8005029	222	193	86.9	48	112	96	90	67	115	16	167	
8005031	98	80	81.6	17	47	37	38	19	53	4	67	
8005033	603	239	39.6	75	131	129	103	80	138	21	210	
8005034	329	96	29.2	18	63	41	52	19	73	7	85	
8005035	26	18	69.2	5	11	13	5	6	12	2	15	
8005036	182	144	79.1	49	72	106	34	51	86	16	118	
8005037	56	44	78.6	12	24	25	19	20	21	4	36	
8005038	63	48	76.2	16	25	27	19	14	32	6	40	
8005039	54	45	83.3	13	26	27	16	15	28	6	38	
8005040	226	204	90.3	55	110	97	94	64	122	14	175	
8005041	0	0	n/a	0	0	0	0	0	0	0	0	
8005042	0	0	n/a	0	0	0	0	0	0	0	0	
8005043	551	164	29.8	48	88	83	73	40	109	17	135	
8005044	227	171	75.3	56	86	116	45	63	90	18	144	
8005045	477	115	24.1	36	57	64	43	26	76	11	98	
8005046	27	21	77.8	5	10	6	15	9	10	1	19	
8005047	69	63	91.3	23	36	31	30	18	44	11	50	
8005049	208	168	80.8	53	94	104	57	45	113	27	132	
8005051	602	259	43.0	82	133	140	111	70	172	34	212	
8005052	471	137	29.1	37	74	64	63	46	80	13	117	
8005053	12	0	0.0	0	0	0	0	0	0	0	0	
8005054	102	94	92.2	24	53	45	44	19	66	8	78	
8005055	0	0	n/a	0	0	0	0	0	0	0	0	
8005056	72	62	86.1	19	33	34	25	13	44	6	54	
8005058	30	21	70.0	7	11	13	8	7	13	4	16	
8005059	226	193	85.4	57	109	126	59	44	134	20	162	
8005061	143	128	89.5	31	73	78	44	32	81	19	97	
8005062	91	74	81.3	23	46	51	21	20	52	11	59	
8005063	11	10	90.9	4	6	9	1	1	9	1	9	
8005064	61	55	90.2	13	29	28	24	13	35	11	42	
8005065	0	0	n/a	0	0	0	0	0	0	0	0	
8005066	18	16	88.9	8	8	6	10	5	11	1	15	
8005067	26	24	92.3	8	10	14	9	14	6	1	21	
8005101	1212	312	25.7	101	169	216	81	121	170	46	247	
8005108	1419	393	27.7	112	205	281	92	163	197	52	310	
8005110	1066	327	30.7	110	169	208	102	106	195	29	282	
8005114	589	169	28.7	45	99	125	36	63	93	18	138	
8005162	704	105	14.9	19	59	95	5	57	32	7	90	
8005401	894	252	28.2	82	132	123	114	71	158	37	201	
8005402	618	262	42.4	84	107	132	104	79	153	35	212	

38	Statewide Ballot Measures Propositions 65, 66, 67 and 68													
	Registration	Ballots Cast	Turnout (%)	65-Local Govt. Funds Revenues. Init - Maj. (1)		66-Limits on "3-Strikes" Law. Initiative - Maj		67-Medical Services Fund Phone Charge. Init - Maj		68-Tribal Gaming Renegotiation. Init - Maj				
				Yes	No	Yes	No	Yes	No	Yes	No	Yes	No	
8005403	1445	421	29.1	138	213	226	172	131	251	44	348			
8005405	1000	341	34.1	104	172	181	144	95	212	45	278			
8005406	1063	294	27.7	106	140	151	127	94	181	37	240			
8005407	1055	376	35.6	125	176	217	140	110	235	49	305			
8005412	0	0	n/a	0	0	0	0	0	0	0	0			
8005413	1266	398	31.4	104	228	195	189	97	270	43	336			
Precinct Totals	148185	76297	51.5	22328	38963	47278	24265	26470	41205	8796	60605			
Absentee Totals	148185	46544	31.4	14899	23423	28326	15804	16013	26668	5560	37920			
Grand Totals	148185	122841	82.9	37227	62386	75604	40069	42483	67873	14356	98525			

***Grand Totals 38	Statewide Ballot Measures Propositions 65, 66, 67 and 68															
	Registration	Ballots Cast	Turnout (%)	65-Local Govt. Funds Revenues. Init - Maj. (1)		66-Limits on "3-Strikes" Law. Initiative - Maj		67-Medical Services Fund Phone Charge. Init - Maj		68-Tribal Gaming Renegotiation. Init - Maj						
				Yes	No	Yes	No	Yes	No	Yes	No	Yes	No			
Santa Cruz County	148185	122841	82.9	37227	62386	75604	40069	42483	67873	14356	98525					
14th Congressional Distr	45160	38126	84.4	11607	20142	21420	14873	11653	23323	4252	31376					
17th Congressional Distr	103025	84715	82.2	25620	42244	54184	25196	30830	44550	10104	67149					
11th Senatorial District	91150	76164	83.6	22267	38507	50031	21564	28071	39646	8372	61106					
15th Senatorial District	57035	46677	81.8	14960	23879	25573	18505	14412	28227	5984	37419					
27th Assembly District	128736	108227	84.1	31914	55347	67280	34838	37935	59138	11656	87815					
28th Assembly District	19449	14614	75.1	5313	7039	8324	5231	4548	8735	2700	10710					
1st Supervisorial Distri	30832	26081	84.6	7989	12980	15752	8800	8972	14518	2783	21238					
2nd Supervisorial Distri	31695	26677	84.2	8205	13735	15438	9842	8791	15480	2939	21852					
3rd Supervisorial Distri	35714	29584	82.8	8121	14832	20987	6681	12084	13708	3078	23498					
4th Supervisorial Distri	16653	12554	75.4	4591	6031	7110	4534	3914	7490	2300	9202					
5th Supervisorial Distri	33291	27945	83.9	8321	14808	16317	10212	8722	16677	3256	22735					
City Of Santa Cruz	38905	32163	82.7	8813	16089	22782	7247	13047	14901	3381	25478					
City Of Capitola	6185	5170	83.6	1586	2516	3153	1683	1750	2824	605	4102					
City Of Watsonville	13931	10343	74.2	3840	4856	6029	3521	3344	5995	1947	7482					
City Of Scotts Valley	7341	6223	84.8	1868	3208	3070	2790	1677	3950	715	5082					
Unincorporated Area	81823	68942	84.3	21120	35717	40570	24828	22665	40203	7708	56381					

***Absentee Totals 38	Statewide Ballot Measures Propositions 65, 66, 67 and 68																
	Registration	Ballots Cast	Turnout (%)		65-Local Govt. Funds Revenues. Init - Maj. (1) Yes	No		66-Limits on "3-Strikes" Law. Initiative - Maj Yes	No		67-Medical Services Fund Phone Charge. Init - Maj Yes	No		68-Tribal Gaming Renegotiation. Init - Maj Yes	No		
Santa Cruz County	148185	46544	31.4		14899	23423		28326	15804		16013	26668		5560	37920		
14th Congressional Distr	45160	16340	36.2		5034	8664		9363	6256		5114	10044		1830	13590		
17th Congressional Distr	103025	30204	29.3		9865	14759		18963	9548		10899	16624		3730	24330		
11th Senatorial District	91150	26403	29.0		8260	13268		16992	8034		9608	14500		2959	21597		
15th Senatorial District	57035	20141	35.3		6639	10155		11334	7770		6405	12168		2601	16323		
27th Assembly District	128736	40803	31.7		12725	20752		24997	13756		14236	23185		4463	33682		
28th Assembly District	19449	5741	29.5		2174	2671		3329	2048		1777	3483		1097	4238		
1st Supervisorial Distri	30832	11044	35.8		3545	5508		6638	3838		3933	6210		1178	9145		
2nd Supervisorial Distri	31695	10642	33.6		3424	5371		6333	3778		3681	6126		1182	8823		
3rd Supervisorial Distri	35714	8786	24.6		2662	4327		5973	2309		3418	4507		923	7140		
4th Supervisorial Distri	16653	4921	29.6		1884	2265		2862	1755		1511	2990		946	3619		
5th Supervisorial Distri	33291	11151	33.5		3384	5952		6520	4124		3470	6835		1331	9193		
City Of Santa Cruz	38905	9581	24.6		2931	4717		6480	2554		3706	4947		1024	7801		
City Of Capitola	6185	1934	31.3		641	892		1226	599		670	1075		229	1557		
City Of Watsonville	13931	3958	28.4		1564	1748		2345	1345		1236	2348		772	2871		
City Of Scotts Valley	7341	2344	31.9		743	1168		1225	990		677	1460		290	1920		
Unincorporated Area	81823	28727	35.1		9020	14898		17050	10316		9724	16838		3245	23771		

39	Statewide Ballot Measures Propositions 69, 70, 71 and 72													
	Registration	Ballots Cast	Turnout (%)	69-DNA Samples. Funding. Init - Maj. (1) Yes	No	70-Tribal Gaming Compacts. Init - Maj. (1) Yes	No	71-Stem Cell Research Bonds. Init - Maj. (1) Yes	No	72-Ref. Amend.to Health Care Coverage - Maj. (1) Yes	No			
1001	37	0	0.0	0	0	0	0	0	0	0	0	0	0	0
1002	1412	746	52.8	303	389	167	513	549	168	447	245			
1004	15	0	0.0	0	0	0	0	0	0	0	0			
1005	1271	679	53.4	286	345	157	470	495	150	413	213			
1006	1070	565	52.8	229	304	119	394	393	150	320	202			
1007	84	0	0.0	0	0	0	0	0	0	0	0			
1008	1027	554	53.9	242	268	107	384	390	134	321	190			
1009	655	356	54.4	167	168	74	254	256	89	200	132			
1010	912	486	53.3	213	231	116	328	329	141	264	175			
1011	1302	719	55.2	316	363	170	498	517	178	445	230			
1012	30	0	0.0	0	0	0	0	0	0	0	0			
1013	1004	411	40.9	214	167	77	301	293	102	214	165			
1014	206	0	0.0	0	0	0	0	0	0	0	0			
1015	755	450	59.6	192	233	85	337	312	126	237	193			
1016	601	289	48.1	140	129	56	203	187	85	142	124			
1017	852	484	56.8	179	271	93	349	347	119	266	178			
1018	187	0	0.0	0	0	0	0	0	0	0	0			
1019	620	356	57.4	135	181	66	255	277	63	202	111			
1020	961	516	53.7	196	285	100	371	355	137	266	205			
1021	80	0	0.0	0	0	0	0	0	0	0	0			
1022	852	454	53.3	204	222	108	320	322	112	266	166			
1023	468	183	39.1	93	84	36	136	115	61	88	85			
1024	740	420	56.8	211	183	83	302	286	120	247	145			
1026	955	506	53.0	228	256	94	372	378	117	274	196			
1027	873	440	50.4	181	234	92	314	320	109	246	168			
1028	955	572	59.9	259	280	120	397	371	179	281	252			
1029	346	167	48.3	78	79	33	122	99	62	76	83			
1030	818	447	54.6	219	195	102	300	318	109	244	167			
1035	631	338	53.6	161	163	59	265	231	101	153	168			
1037	453	281	62.0	164	106	35	231	172	101	99	164			
1038	1397	738	52.8	360	340	110	579	474	233	307	383			
1039	1447	667	46.1	356	269	109	507	443	204	306	319			
1041	367	209	56.9	75	119	50	144	144	55	132	62			
1044	32	0	0.0	0	0	0	0	0	0	0	0			
1045	81	0	0.0	0	0	0	0	0	0	0	0			
1046	17	0	0.0	0	0	0	0	0	0	0	0			
1048	529	252	47.6	150	80	27	205	148	95	85	153			
1050	415	192	46.3	91	93	34	147	127	59	78	102			
1051	10	0	0.0	0	0	0	0	0	0	0	0			
1052	96	0	0.0	0	0	0	0	0	0	0	0			
1053	2	0	0.0	0	0	0	0	0	0	0	0			
1055	9	0	0.0	0	0	0	0	0	0	0	0			
1057	238	0	0.0	0	0	0	0	0	0	0	0			
1058	45	0	0.0	0	0	0	0	0	0	0	0			
1059	3	0	0.0	0	0	0	0	0	0	0	0			
1060	999	539	54.0	245	261	102	390	372	145	283	221			
1061	1252	642	51.3	300	302	123	470	437	182	319	278			
1064	187	0	0.0	0	0	0	0	0	0	0	0			
1065	47	0	0.0	0	0	0	0	0	0	0	0			
1069	115	0	0.0	0	0	0	0	0	0	0	0			
1075	31	0	0.0	0	0	0	0	0	0	0	0			
1076	8	0	0.0	0	0	0	0	0	0	0	0			
1077	53	0	0.0	0	0	0	0	0	0	0	0			
1078	176	0	0.0	0	0	0	0	0	0	0	0			
1079	9	0	0.0	0	0	0	0	0	0	0	0			
1101	681	382	56.1	150	199	76	270	256	111	186	164			
1103	811	417	51.4	193	194	69	302	266	130	196	189			
1113	699	279	39.9	127	131	37	218	180	87	135	119			
1201	265	0	0.0	0	0	0	0	0	0	0	0			
1202	639	289	45.2	139	134	56	212	200	81	131	139			
2001	1085	582	53.6	280	265	129	413	383	175	338	216			
2002	3	0	0.0	0	0	0	0	0	0	0	0			
2003	186	0	0.0	0	0	0	0	0	0	0	0			
2004	644	373	57.9	179	172	71	275	245	115	179	171			
2005	22	0	0.0	0	0	0	0	0	0	0	0			
2006	916	472	51.5	247	204	100	352	302	157	234	220			
2007	32	0	0.0	0	0	0	0	0	0	0	0			
2008	629	334	53.1	177	139	91	219	202	118	161	154			
2009	149	0	0.0	0	0	0	0	0	0	0	0			

39	Statewide Ballot Measures Propositions 69, 70, 71 and 72													
	Registration	Ballots Cast	Turnout (%)	69-DNA Samples. Funding. Init - Maj. (1) Yes	No	70-Tribal Gaming Compacts. Init - Maj. (1) Yes	No	71-Stem Cell Research Bonds. Init - Maj. (1) Yes	No	72-Ref. Amend.to Health Care Coverage - Maj. (1) Yes	No			
2010	793	358	45.1	164	175	62	268	225	118	151	183			
2011	10	0	0.0	0	0	0	0	0	0	0	0			
2013	542	227	41.9	117	95	52	160	142	73	110	106			
2014	9	0	0.0	0	0	0	0	0	0	0	0			
2015	7	0	0.0	0	0	0	0	0	0	0	0			
2016	11	0	0.0	0	0	0	0	0	0	0	0			
2017	78	0	0.0	0	0	0	0	0	0	0	0			
2020	76	0	0.0	0	0	0	0	0	0	0	0			
2021	101	0	0.0	0	0	0	0	0	0	0	0			
2022	449	240	53.5	118	113	44	179	161	73	114	111			
2023	1081	636	58.8	312	286	95	505	391	217	234	365			
2024	997	535	53.7	281	230	79	414	353	161	253	251			
2025	594	338	56.9	159	151	70	237	242	81	170	139			
2026	426	210	49.3	88	106	25	168	145	55	116	82			
2027	56	0	0.0	0	0	0	0	0	0	0	0			
2029	918	481	52.4	225	227	94	356	362	98	278	176			
2030	999	583	58.4	282	272	135	403	413	152	295	250			
2031	845	495	58.6	256	213	72	397	325	156	228	247			
2032	1045	566	54.2	301	237	97	438	369	181	240	297			
2033	1323	736	55.6	372	323	156	535	522	193	358	346			
2034	82	0	0.0	0	0	0	0	0	0	0	0			
2035	1227	731	59.6	401	300	148	535	513	201	372	323			
2036	25	0	0.0	0	0	0	0	0	0	0	0			
2037	513	223	43.5	113	101	42	167	122	95	88	124			
2038	534	278	52.1	151	120	61	204	179	93	125	146			
2039	53	0	0.0	0	0	0	0	0	0	0	0			
2040	883	465	52.7	234	201	96	333	277	168	204	226			
2041	484	233	48.1	118	94	63	142	143	72	102	111			
2042	58	0	0.0	0	0	0	0	0	0	0	0			
2043	13	0	0.0	0	0	0	0	0	0	0	0			
2044	5	0	0.0	0	0	0	0	0	0	0	0			
2046	149	0	0.0	0	0	0	0	0	0	0	0			
2048	904	476	52.7	211	231	104	335	321	140	230	218			
2049	55	0	0.0	0	0	0	0	0	0	0	0			
2050	0	0	n/a	0	0	0	0	0	0	0	0			
2051	1437	744	51.8	360	336	161	531	516	203	404	299			
2052	1199	581	48.5	341	204	82	457	390	170	228	322			
2053	1232	555	45.0	362	170	96	428	370	170	215	316			
2054	711	380	53.4	211	150	67	286	283	84	174	179			
2055	475	268	56.4	120	137	53	196	184	78	147	109			
2056	0	0	n/a	0	0	0	0	0	0	0	0			
2057	135	0	0.0	0	0	0	0	0	0	0	0			
2058	134	0	0.0	0	0	0	0	0	0	0	0			
2059	0	0	n/a	0	0	0	0	0	0	0	0			
2060	13	0	0.0	0	0	0	0	0	0	0	0			
2061	0	0	n/a	0	0	0	0	0	0	0	0			
2062	24	0	0.0	0	0	0	0	0	0	0	0			
2063	1037	575	55.4	332	224	97	451	356	204	237	314			
2064	0	0	n/a	0	0	0	0	0	0	0	0			
2201	1039	560	53.9	254	271	108	410	392	148	304	217			
2202	695	393	56.5	191	171	73	283	271	106	210	151			
2204	924	541	58.5	277	228	110	390	338	177	252	248			
2205	933	517	55.4	248	230	99	381	372	126	292	191			
2206	701	399	56.9	207	161	86	268	269	110	198	166			
2208	989	533	53.9	222	268	123	363	380	125	323	177			
2331	839	401	47.8	207	178	96	282	284	110	258	128			
2335	165	0	0.0	0	0	0	0	0	0	0	0			
2366	2	0	0.0	0	0	0	0	0	0	0	0			
3001	136	0	0.0	0	0	0	0	0	0	0	0			
3002	517	324	62.7	86	220	53	245	232	79	202	199			
3003	915	530	57.9	202	303	90	405	361	146	304	99			
3004	1304	627	48.1	227	362	117	462	417	192	333	258			
3005	0	0	n/a	0	0	0	0	0	0	0	0			
3006	14	0	0.0	0	0	0	0	0	0	0	0			
3007	55	0	0.0	0	0	0	0	0	0	0	0			
3008	906	455	50.2	187	233	104	304	328	102	251	162			
3009	35	0	0.0	0	0	0	0	0	0	0	0			
3012	44	0	0.0	0	0	0	0	0	0	0	0			
3013	0	0	n/a	0	0	0	0	0	0	0	0			

39	Statewide Ballot Measures Propositions 69, 70, 71 and 72											
	Registration	Ballots Cast	Turnout (%)	69-DNA Samples. Funding. Init - Maj. (1) Yes	No	70-Tribal Gaming Compacts. Init - Maj. (1) Yes	No	71-Stem Cell Research Bonds. Init - Maj. (1) Yes	No	72-Ref. Amend.to Health Care Coverage - Maj. (1) Yes	No	
3014	64	0	0.0	0	0	0	0	0	0	0	0	
3101	453	235	51.9	108	112	48	174	175	51	137	78	
3102	1381	748	54.2	280	415	148	534	542	179	450	239	
3103	1243	666	53.6	270	346	134	451	473	155	398	198	
3104	1409	839	59.5	295	477	151	606	626	187	545	216	
3105	1090	613	56.2	217	353	86	466	437	156	316	243	
3108	1025	595	58.0	184	366	96	443	422	146	374	167	
3113	1015	586	57.7	223	313	122	404	418	138	341	195	
3114	1277	797	62.4	258	494	164	572	576	198	544	199	
3115	1108	645	58.2	188	410	132	454	465	146	423	165	
3116	1069	626	58.6	161	421	114	445	479	118	430	143	
3119	1279	770	60.2	235	449	178	479	581	138	529	159	
3121	1114	632	56.7	204	383	149	411	476	126	442	134	
3122	584	365	62.5	98	241	91	218	269	73	264	63	
3123	1090	583	53.5	178	356	154	358	441	108	398	121	
3125	821	438	53.3	156	251	81	325	318	105	263	151	
3129	744	424	57.0	144	257	62	327	320	88	272	122	
3130	1284	735	57.2	284	401	154	522	524	182	437	247	
3140	773	388	50.2	184	182	56	305	273	104	184	188	
3143	623	380	61.0	112	245	56	293	286	80	261	89	
3145	1229	681	55.4	242	394	124	499	486	166	426	206	
3146	1247	747	59.9	228	472	171	508	571	150	511	174	
3148	862	533	61.8	177	317	100	370	409	97	373	119	
3151	815	528	64.8	194	300	112	375	407	100	327	157	
3153	1203	719	59.8	283	373	157	491	520	165	454	215	
3158	741	406	54.8	145	237	65	299	307	87	260	119	
3160	672	415	61.8	125	238	94	256	316	67	336	33	
3161	398	315	79.1	119	150	58	194	255	39	229	32	
3163	714	550	77.0	216	266	154	316	404	114	383	88	
3165	557	417	74.9	135	236	86	238	331	57	305	47	
3166	458	334	72.9	100	183	79	184	254	43	230	39	
3168	381	295	77.4	133	103	62	154	216	52	178	41	
3169	455	344	75.6	109	170	68	171	261	45	233	30	
3171	1056	622	58.9	235	350	117	451	434	156	360	207	
3178	946	507	53.6	150	320	129	326	388	91	361	97	
3181	608	371	61.0	125	216	98	232	283	63	251	83	
4001	2	0	0.0	0	0	0	0	0	0	0	0	
4007	1165	525	45.1	285	213	129	372	287	221	248	253	
4008	0	0	n/a	0	0	0	0	0	0	0	0	
4009	107	0	0.0	0	0	0	0	0	0	0	0	
4014	37	0	0.0	0	0	0	0	0	0	0	0	
4016	614	323	52.6	142	153	90	206	175	119	207	92	
4017	27	0	0.0	0	0	0	0	0	0	0	0	
4018	463	231	49.9	133	79	64	147	150	67	164	51	
4022	80	0	0.0	0	0	0	0	0	0	0	0	
4023	63	0	0.0	0	0	0	0	0	0	0	0	
4026	528	266	50.4	138	120	61	191	144	112	117	139	
4027	19	0	0.0	0	0	0	0	0	0	0	0	
4029	0	0	n/a	0	0	0	0	0	0	0	0	
4030	616	303	49.2	178	116	62	229	160	137	114	177	
4031	7	0	0.0	0	0	0	0	0	0	0	0	
4032	0	0	n/a	0	0	0	0	0	0	0	0	
4310	540	232	43.0	102	114	68	146	155	67	167	51	
4311	494	233	47.2	96	116	74	137	139	78	178	40	
4321	1165	451	38.7	207	211	116	294	289	126	324	95	
4324	20	0	0.0	0	0	0	0	0	0	0	0	
4331	1249	585	46.8	272	260	162	372	360	182	366	179	
4333	494	206	41.7	98	96	54	136	134	64	159	38	
4341	798	399	50.0	197	177	119	247	263	120	249	129	
4344	1125	495	44.0	291	175	155	304	301	176	315	151	
4345	806	396	49.1	220	153	107	261	266	119	244	127	
4354	937	391	41.7	204	166	115	253	237	134	276	92	
4361	1047	488	46.6	250	210	144	315	318	149	319	148	
4363	778	360	46.3	208	135	93	250	225	119	211	142	
4364	437	237	54.2	121	98	52	167	153	70	145	82	
4367	46	0	0.0	0	0	0	0	0	0	0	0	
4371	581	324	55.8	167	138	77	226	184	124	188	119	
4372	826	386	46.7	160	197	97	269	261	112	247	118	
4373	880	461	52.4	211	229	102	334	275	173	273	168	

39	Statewide Ballot Measures Propositions 69, 70, 71 and 72													
	Registration	Ballots Cast	Turnout (%)	69-DNA Samples. Funding. Init - Maj. (1) Yes	No	70-Tribal Gaming Compacts. Init - Maj. (1) Yes	No	71-Stem Cell Research Bonds. Init - Maj. (1) Yes	No	72-Ref. Amend.to Health Care Coverage - Maj. (1) Yes	No			
4374	702	336	47.9	184	135	92	231	201	128	178	144			
5000	3	0	0.0	0	0	0	0	0	0	0	0			
5002	1319	785	59.5	304	439	162	567	518	247	411	331			
5004	702	433	61.7	189	210	71	317	287	121	232	165			
5005	860	536	62.3	246	270	115	393	330	190	270	238			
5006	701	398	56.8	205	175	69	300	151	233	159	217			
5007	114	0	0.0	0	0	0	0	0	0	0	0			
5008	541	297	54.9	159	123	57	220	174	113	118	158			
5009	3	0	0.0	0	0	0	0	0	0	0	0			
5010	809	470	58.1	209	231	117	320	311	140	280	160			
5011	778	457	58.7	202	231	119	303	317	127	267	162			
5012	1222	737	60.3	301	402	136	554	496	217	377	313			
5014	1009	620	61.4	220	369	142	436	440	158	354	228			
5015	126	0	0.0	0	0	0	0	0	0	0	0			
5016	1007	820	81.4	361	426	177	598	528	266	437	344			
5017	36	0	0.0	0	0	0	0	0	0	0	0			
5018	1217	484	39.8	243	222	135	328	346	124	250	212			
5019	1336	749	56.1	343	374	151	559	479	245	406	307			
5020	898	527	58.7	211	283	115	370	364	138	280	205			
5021	880	511	58.1	185	297	110	361	362	130	254	218			
5022	728	342	47.0	161	168	44	282	213	120	147	179			
5023	962	563	58.5	246	285	110	405	391	151	304	225			
5025	88	0	0.0	0	0	0	0	0	0	0	0			
5026	110	0	0.0	0	0	0	0	0	0	0	0			
5027	196	0	0.0	0	0	0	0	0	0	0	0			
5028	32	0	0.0	0	0	0	0	0	0	0	0			
5029	222	0	0.0	0	0	0	0	0	0	0	0			
5031	98	0	0.0	0	0	0	0	0	0	0	0			
5033	603	284	47.1	144	122	47	214	195	81	119	146			
5034	329	197	59.9	114	73	32	155	103	89	60	118			
5035	26	0	0.0	0	0	0	0	0	0	0	0			
5036	182	0	0.0	0	0	0	0	0	0	0	0			
5037	56	0	0.0	0	0	0	0	0	0	0	0			
5038	63	0	0.0	0	0	0	0	0	0	0	0			
5039	54	0	0.0	0	0	0	0	0	0	0	0			
5040	226	0	0.0	0	0	0	0	0	0	0	0			
5041	0	0	n/a	0	0	0	0	0	0	0	0			
5042	0	0	n/a	0	0	0	0	0	0	0	0			
5043	551	277	50.3	125	139	46	216	198	71	126	137			
5044	227	0	0.0	0	0	0	0	0	0	0	0			
5045	477	271	56.8	130	127	59	198	162	101	122	132			
5046	27	0	0.0	0	0	0	0	0	0	0	0			
5047	69	0	0.0	0	0	0	0	0	0	0	0			
5049	208	0	0.0	0	0	0	0	0	0	0	0			
5051	602	253	42.0	136	108	40	202	145	105	99	144			
5052	471	265	56.3	121	135	57	201	196	67	135	124			
5053	12	0	0.0	0	0	0	0	0	0	0	0			
5054	102	0	0.0	0	0	0	0	0	0	0	0			
5055	0	0	n/a	0	0	0	0	0	0	0	0			
5056	72	0	0.0	0	0	0	0	0	0	0	0			
5058	30	0	0.0	0	0	0	0	0	0	0	0			
5059	226	0	0.0	0	0	0	0	0	0	0	0			
5061	143	0	0.0	0	0	0	0	0	0	0	0			
5062	91	0	0.0	0	0	0	0	0	0	0	0			
5063	11	0	0.0	0	0	0	0	0	0	0	0			
5064	61	0	0.0	0	0	0	0	0	0	0	0			
5065	0	0	n/a	0	0	0	0	0	0	0	0			
5066	18	0	0.0	0	0	0	0	0	0	0	0			
5067	26	0	0.0	0	0	0	0	0	0	0	0			
5101	1212	563	46.5	186	329	159	351	397	136	371	148			
5108	1419	702	49.5	190	456	156	482	523	143	476	180			
5110	1066	598	56.1	230	330	100	448	422	156	368	194			
5114	589	312	53.0	92	199	63	216	238	60	234	59			
5162	704	462	65.6	159	245	96	268	353	75	314	66			
5401	894	529	59.2	284	221	102	405	311	210	216	290			
5402	618	271	43.9	164	82	40	210	158	89	82	168			
5403	1445	795	55.0	426	318	148	593	474	293	346	397			
5405	1000	495	49.5	272	195	95	365	307	173	223	236			
5406	1063	558	52.5	332	174	96	411	282	248	224	282			



Statewide Ballot Measures Propositions 69, 70, 71 and 72														
	Registration	Ballots Cast	Turnout (%)	69-DNA Samples. Funding. Init - Maj. (1)		70-Tribal Gaming Compacts. Init - Maj. (1)		71-Stem Cell Research Bonds. Init - Maj. (1)		72-Ref. Amend.to Health Care Coverage - Maj. (1)				
				Yes	No	Yes	No	Yes	No	Yes	No	Yes	No	
5407	1055	543	51.5	320	201	79	438	330	201	209	303			
5412	0	0	n/a	0	0	0	0	0	0	0	0			
5413	1266	688	54.3	391	263	104	533	418	251	262	385			
8001001	37	31	83.8	19	11	4	26	23	7	18	12			
8001002	1412	415	29.4	211	174	115	260	307	92	225	162			
8001004	15	15	100.0	11	4	6	8	9	6	9	5			
8001005	1271	351	27.6	202	129	85	247	248	95	190	137			
8001006	1070	348	32.5	191	140	65	265	223	109	173	145			
8001007	84	70	83.3	36	32	17	50	52	18	41	28			
8001008	1027	296	28.8	167	110	57	225	192	91	139	140			
8001009	655	206	31.5	108	88	47	147	149	48	119	66			
8001010	912	277	30.4	139	123	58	201	195	72	146	119			
8001011	1302	338	26.0	175	133	89	227	243	81	186	122			
8001012	30	28	93.3	18	10	9	18	17	11	18	10			
8001013	1004	445	44.3	249	161	95	317	312	110	205	200			
8001014	206	178	86.4	94	78	30	138	117	55	81	90			
8001015	755	214	28.3	102	102	31	165	137	69	110	83			
8001016	601	252	41.9	157	87	47	190	155	93	113	128			
8001017	852	216	25.4	101	98	47	157	140	71	127	76			
8001018	187	165	88.2	87	68	35	117	103	54	67	80			
8001019	620	163	26.3	84	70	27	126	114	43	70	82			
8001020	961	274	28.5	132	131	77	187	189	71	168	93			
8001021	80	72	90.0	40	30	11	59	59	13	34	37			
8001022	852	246	28.9	133	96	59	167	178	57	143	86			
8001023	468	204	43.6	123	74	30	167	121	81	79	116			
8001024	740	185	25.0	103	72	39	138	132	47	79	93			
8001026	955	281	29.4	168	89	58	195	209	62	142	118			
8001027	873	284	32.5	140	124	78	182	198	74	149	115			
8001028	955	272	28.5	159	97	35	216	177	86	114	142			
8001029	346	141	40.8	89	45	19	115	78	57	52	80			
8001030	818	242	29.6	136	92	59	167	162	70	127	98			
8001035	631	237	37.6	159	69	30	187	157	71	83	135			
8001037	453	117	25.8	75	34	9	101	70	43	54	58			
8001038	1397	442	31.6	271	157	73	346	292	142	185	237			
8001039	1447	569	39.3	312	228	132	408	391	154	259	272			
8001041	367	77	21.0	36	35	11	63	51	23	38	36			
8001044	32	32	100.0	15	11	5	17	21	9	15	13			
8001045	81	74	91.4	35	36	11	59	41	27	37	34			
8001046	17	15	88.2	7	7	2	11	10	5	7	7			
8001048	529	206	38.9	135	63	19	180	136	66	51	146			
8001050	415	167	40.2	111	48	36	121	103	62	56	103			
8001051	10	0	0.0	0	0	0	0	0	0	0	0			
8001052	96	84	87.5	45	32	11	66	45	34	31	46			
8001053	2	0	0.0	0	0	0	0	0	0	0	0			
8001055	9	0	0.0	0	0	0	0	0	0	0	0			
8001057	238	221	92.9	129	86	37	174	143	77	103	112			
8001058	45	39	86.7	21	16	6	32	25	13	9	29			
8001059	3	1	33.3	1	0	0	1	1	0	1	0			
8001060	999	328	32.8	198	111	48	264	218	98	151	158			
8001061	1252	440	35.1	263	154	96	325	280	147	219	200			
8001064	187	161	86.1	82	71	26	119	92	62	66	87			
8001065	47	42	89.4	29	9	5	30	30	10	16	22			
8001069	115	99	86.1	52	39	35	57	75	20	66	26			
8001075	31	26	83.9	7	16	0	23	15	9	12	12			
8001076	8	0	0.0	0	0	0	0	0	0	0	0			
8001077	53	47	88.7	18	29	13	33	36	10	31	16			
8001078	176	157	89.2	93	59	25	118	108	46	61	89			
8001079	9	0	0.0	0	0	0	0	0	0	0	0			
8001101	681	213	31.3	123	76	34	160	151	54	98	96			
8001103	811	310	38.2	188	105	67	224	197	107	132	162			
8001113	699	321	45.9	207	101	56	248	195	114	117	191			
8001201	265	204	77.0	98	97	55	130	136	56	122	66			
8001202	639	211	33.0	132	70	51	150	137	65	103	96			
8002001	1085	279	25.7	154	106	70	193	186	78	159	101			
8002002	3	2	66.7	0	2	1	1	1	1	2	0			
8002003	186	156	83.9	81	62	39	107	107	38	76	69			
8002004	644	176	27.3	82	84	32	130	98	67	79	87			
8002005	22	21	95.5	18	1	7	14	10	11	5	16			
8002006	916	297	32.4	201	87	63	221	186	104	111	175			

39	Statewide Ballot Measures Propositions 69, 70, 71 and 72													
	Registration	Ballots Cast	Turnout (%)	69-DNA Samples. Funding. Init - Maj. (1) Yes	No	70-Tribal Gaming Compacts. Init - Maj. (1) Yes	No	71-Stem Cell Research Bonds. Init - Maj. (1) Yes	No	72-Ref. Amend.to Health Care Coverage - Maj. (1) Yes	No			
8002007	32	25	78.1	12	9	5	16	20	5	6	17			
8002008	629	98	15.6	62	32	25	69	56	35	48	46			
8002009	149	129	86.6	45	76	14	104	68	55	77	40			
8002010	793	298	37.6	190	96	45	234	193	97	118	165			
8002011	10	0	0.0	0	0	0	0	0	0	0	0			
8002013	542	214	39.5	146	57	43	157	133	70	91	110			
8002014	9	7	77.8	5	2	4	2	6	1	3	3			
8002015	7	12	171.4	6	6	2	10	7	5	5	7			
8002016	11	11	100.0	8	1	0	11	3	7	1	10			
8002017	78	71	91.0	30	32	14	50	51	14	35	28			
8002020	76	69	90.8	30	35	8	56	42	25	24	39			
8002021	101	89	88.1	49	33	20	64	36	49	27	57			
8002022	449	106	23.6	67	37	19	85	63	41	39	64			
8002023	1081	323	29.9	172	130	56	247	223	94	148	155			
8002024	997	357	35.8	213	126	59	277	261	86	163	173			
8002025	594	170	28.6	107	58	27	138	134	33	93	68			
8002026	426	160	37.6	90	64	28	125	109	44	80	73			
8002027	56	40	71.4	25	14	10	30	30	10	14	25			
8002029	918	282	30.7	161	114	56	216	194	78	132	139			
8002030	999	284	28.4	172	101	66	201	206	65	140	128			
8002031	845	278	32.9	175	90	51	207	183	86	132	126			
8002032	1045	271	25.9	171	80	47	208	177	83	102	149			
8002033	1323	380	28.7	205	152	68	290	263	103	174	182			
8002034	82	66	80.5	25	39	24	40	43	20	34	30			
8002035	1227	350	28.5	209	127	86	244	246	95	171	161			
8002036	25	25	100.0	12	12	5	20	13	12	7	18			
8002037	513	154	30.0	99	49	32	115	110	40	73	74			
8002038	534	155	29.0	91	55	23	115	94	54	55	91			
8002039	53	48	90.6	17	22	14	28	28	14	25	17			
8002040	883	319	36.1	216	83	53	250	188	117	126	170			
8002041	484	170	35.1	121	46	49	115	122	41	87	78			
8002042	58	40	69.0	20	16	7	29	22	13	17	16			
8002043	13	13	100.0	7	5	2	9	9	4	2	9			
8002044	5	0	0.0	0	0	0	0	0	0	0	0			
8002046	149	127	85.2	57	62	29	93	65	58	54	66			
8002048	904	291	32.2	173	102	59	211	201	82	141	132			
8002049	55	45	81.8	23	22	13	31	29	15	30	14			
8002050	0	0	n/a	0	0	0	0	0	0	0	0			
8002051	1437	473	32.9	276	162	102	341	323	132	248	189			
8002052	1199	455	37.9	294	144	55	373	272	164	171	260			
8002053	1232	475	38.6	317	129	93	357	313	142	198	237			
8002054	711	231	32.5	139	80	41	176	151	74	102	119			
8002055	475	143	30.1	54	83	23	103	89	48	77	56			
8002056	0	0	n/a	0	0	0	0	0	0	0	0			
8002057	135	123	91.1	72	43	31	85	84	34	63	52			
8002058	134	118	88.1	67	46	22	87	77	38	51	60			
8002059	0	0	n/a	0	0	0	0	0	0	0	0			
8002060	13	12	92.3	6	6	1	11	7	5	2	8			
8002061	0	0	n/a	0	0	0	0	0	0	0	0			
8002062	24	17	70.8	8	7	7	8	13	3	8	7			
8002063	1037	349	33.7	221	118	51	286	206	137	154	184			
8002064	0	0	n/a	0	0	0	0	0	0	0	0			
8002201	1039	292	28.1	166	111	59	213	197	88	151	125			
8002202	695	211	30.4	106	88	45	147	151	48	101	92			
8002204	924	266	28.8	172	84	59	193	171	86	117	132			
8002205	933	288	30.9	169	110	62	209	205	74	130	144			
8002206	701	176	25.1	93	70	37	125	122	48	99	63			
8002208	989	290	29.3	157	109	81	189	201	73	158	105			
8002331	839	208	24.8	129	64	48	147	141	58	127	70			
8002335	165	106	64.2	50	44	31	64	71	27	74	25			
8002366	2	1	50.0	1	0	0	1	1	0	0	1			
8003001	136	115	84.6	41	68	37	65	83	27	69	37			
8003002	517	101	19.5	30	68	21	75	70	27	54	43			
8003003	915	247	27.0	109	120	50	174	147	78	148	78			
8003004	1304	454	34.8	212	213	86	336	274	161	216	212			
8003005	0	0	n/a	0	0	0	0	0	0	0	0			
8003006	14	9	64.3	7	2	1	7	5	4	3	6			
8003007	55	45	81.8	22	20	14	27	37	5	28	13			
8003008	906	268	29.6	136	119	63	189	182	77	138	119			

39	Statewide Ballot Measures Propositions 69, 70, 71 and 72													
	Registration	Ballots Cast	Turnout (%)	69-DNA Samples. Funding. Init - Maj. (1) Yes	No	70-Tribal Gaming Compacts. Init - Maj. (1) Yes	No	71-Stem Cell Research Bonds. Init - Maj. (1) Yes	No	72-Ref. Amend. to Health Care Coverage - Maj. (1) Yes	No			
8003009	35	34	97.1	18	16	8	26	21	13	20	13			
8003012	44	29	65.9	11	13	6	18	22	3	15	8			
8003013	0	0	n/a	0	0	0	0	0	0	0	0			
8003014	64	51	79.7	18	30	13	32	27	20	29	19			
8003101	453	172	38.0	110	49	32	128	124	40	93	67			
8003102	1381	422	30.6	211	184	61	331	308	90	212	173			
8003103	1243	377	30.3	158	199	67	284	263	101	212	142			
8003104	1409	341	24.2	166	157	64	253	237	92	189	130			
8003105	1090	347	31.8	174	148	57	257	231	98	163	163			
8003108	1025	273	26.6	134	121	61	194	182	82	159	96			
8003113	1015	258	25.4	151	100	51	191	177	76	157	91			
8003114	1277	284	22.2	114	148	60	196	200	78	172	95			
8003115	1108	289	26.1	130	144	71	201	197	83	174	98			
8003116	1069	250	23.4	83	151	52	173	186	53	164	71			
8003119	1279	228	17.8	88	122	66	138	156	57	157	53			
8003121	1114	245	22.0	104	119	73	143	171	60	160	59			
8003122	584	84	14.4	39	38	36	36	68	11	60	18			
8003123	1090	242	22.2	102	119	59	153	175	48	141	76			
8003125	821	288	35.1	120	147	65	201	199	75	154	114			
8003129	744	224	30.1	101	106	53	147	155	54	124	84			
8003130	1284	297	23.1	142	131	70	194	192	85	168	102			
8003140	773	379	49.0	216	141	63	287	286	84	184	170			
8003143	623	158	25.4	80	68	30	116	117	37	104	45			
8003145	1229	379	30.8	187	159	60	295	254	108	177	169			
8003146	1247	170	13.6	87	79	47	114	115	48	105	55			
8003148	862	177	20.5	73	93	40	121	119	50	105	63			
8003151	815	171	21.0	96	62	32	122	116	48	87	67			
8003153	1203	311	25.9	128	161	65	217	195	99	203	86			
8003158	741	183	24.7	78	87	46	121	124	42	119	51			
8003160	672	52	7.7	11	32	12	25	40	4	37	4			
8003161	398	13	3.3	5	7	1	11	10	3	9	2			
8003163	714	25	3.5	16	8	11	13	19	6	20	3			
8003165	557	30	5.4	10	17	5	18	22	6	23	3			
8003166	458	36	7.9	8	25	11	15	21	9	23	4			
8003168	381	11	2.9	5	4	3	3	10	0	6	1			
8003169	455	26	5.7	7	14	7	14	20	3	20	1			
8003171	1056	312	29.5	157	131	70	217	218	80	153	135			
8003178	946	238	25.2	95	130	58	160	174	50	151	72			
8003181	608	128	21.1	59	61	46	73	92	29	88	31			
8004001	2	1	50.0	1	0	0	1	1	0	1	0			
8004007	1165	397	34.1	240	136	109	275	251	130	182	190			
8004008	0	0	n/a	0	0	0	0	0	0	0	0			
8004009	107	89	83.2	47	37	27	54	55	29	62	24			
8004014	37	27	73.0	6	21	12	13	16	11	15	11			
8004016	614	140	22.8	75	57	45	87	81	51	74	58			
8004017	27	22	81.5	16	6	8	14	14	7	8	13			
8004018	463	118	25.5	77	39	42	75	69	44	77	38			
8004022	80	57	71.3	42	11	18	35	35	20	26	28			
8004023	63	54	85.7	26	24	16	35	30	23	22	29			
8004026	528	148	28.0	90	51	41	99	77	58	60	82			
8004027	19	18	94.7	14	4	4	14	6	11	4	14			
8004029	0	0	n/a	0	0	0	0	0	0	0	0			
8004030	616	206	33.4	121	74	37	155	112	89	95	99			
8004031	7	0	0.0	0	0	0	0	0	0	0	0			
8004032	0	0	n/a	0	0	0	0	0	0	0	0			
8004310	540	140	25.9	68	51	45	76	86	38	95	30			
8004311	494	103	20.9	62	35	41	54	60	36	75	20			
8004321	1165	315	27.0	152	138	100	185	191	96	235	58			
8004324	20	7	35.0	4	1	1	4	3	2	3	2			
8004331	1249	394	31.5	226	147	130	241	246	129	240	125			
8004333	494	140	28.3	74	56	55	77	97	36	96	37			
8004341	798	159	19.9	106	43	53	95	105	47	97	53			
8004344	1125	349	31.0	189	132	99	221	206	125	204	122			
8004345	806	192	23.8	121	61	64	121	138	53	122	64			
8004354	937	248	26.5	146	85	80	152	166	69	162	72			
8004361	1047	269	25.7	162	89	67	176	165	86	158	93			
8004363	778	249	32.0	152	85	52	178	165	73	127	107			
8004364	437	108	24.7	67	34	28	75	66	34	50	51			
8004367	46	23	50.0	13	8	12	9	14	7	19	2			

39	Statewide Ballot Measures Propositions 69, 70, 71 and 72													
	Registration	Ballots Cast	Turnout (%)	69-DNA Samples. Funding. Init - Maj. (1) Yes	No	70-Tribal Gaming Compacts. Init - Maj. (1) Yes	No	71-Stem Cell Research Bonds. Init - Maj. (1) Yes	No	72-Ref. Amend.to Health Care Coverage - Maj. (1) Yes	No			
8004371	581	168	28.9	100	62	42	118	106	59	82	81			
8004372	826	228	27.6	118	100	69	150	133	84	123	95			
8004373	880	266	30.2	151	99	80	172	154	99	138	115			
8004374	702	281	40.0	176	89	72	192	178	88	133	123			
8005000	3	3	100.0	3	0	2	1	3	0	1	2			
8005002	1319	351	26.6	196	142	65	268	235	106	193	137			
8005004	702	161	22.9	83	73	34	116	113	46	76	77			
8005005	860	202	23.5	111	78	35	157	135	62	93	97			
8005006	701	184	26.2	115	60	28	147	57	120	52	119			
8005007	114	95	83.3	55	34	20	65	58	34	40	48			
8005008	541	178	32.9	105	70	27	141	103	68	63	108			
8005009	3	1	33.3	0	1	0	1	0	1	1	0			
8005010	809	213	26.3	96	114	51	158	146	63	110	90			
8005011	778	188	24.2	101	76	43	136	120	59	91	83			
8005012	1222	288	23.6	138	130	46	226	186	90	151	123			
8005014	1009	253	25.1	122	122	54	188	179	64	150	90			
8005015	126	118	93.7	74	41	15	98	60	55	46	67			
8005016	1007	352	35.0	167	115	62	222	212	74	141	141			
8005017	36	33	91.7	17	16	4	28	25	5	18	13			
8005018	1217	295	24.2	160	121	62	219	196	92	141	139			
8005019	1336	393	29.4	196	180	80	288	249	135	176	190			
8005020	898	219	24.4	106	108	42	169	160	56	135	78			
8005021	880	246	28.0	109	126	45	184	167	74	111	119			
8005022	728	273	37.5	150	116	42	221	181	86	133	129			
8005023	962	259	26.9	126	124	51	196	168	85	117	131			
8005025	88	74	84.1	38	29	18	53	54	18	32	38			
8005026	110	94	85.5	38	53	15	73	48	43	49	41			
8005027	196	168	85.7	103	50	21	136	100	62	57	100			
8005028	32	24	75.0	11	12	5	18	17	6	12	11			
8005029	222	191	86.0	118	67	20	160	120	62	78	104			
8005031	98	80	81.6	33	37	8	63	53	25	30	41			
8005033	603	241	40.0	136	92	45	186	171	64	95	131			
8005034	329	96	29.2	69	25	14	78	54	41	40	54			
8005035	26	18	69.2	8	10	3	13	12	6	12	5			
8005036	182	144	79.1	59	81	31	103	102	40	81	51			
8005037	56	44	78.6	20	22	9	33	36	6	29	15			
8005038	63	48	76.2	15	31	15	31	26	19	15	30			
8005039	54	45	83.3	23	21	6	36	34	9	26	17			
8005040	226	205	90.7	140	49	24	166	121	74	82	112			
8005041	0	0	n/a	0	0	0	0	0	0	0	0			
8005042	0	0	n/a	0	0	0	0	0	0	0	0			
8005043	551	164	29.8	88	67	25	131	92	68	68	87			
8005044	227	170	74.9	67	94	54	106	125	38	110	50			
8005045	477	115	24.1	61	40	19	88	60	48	45	57			
8005046	27	21	77.8	10	11	7	12	9	10	7	12			
8005047	69	63	91.3	25	38	12	48	35	28	27	35			
8005049	208	165	79.3	95	62	31	128	107	51	73	85			
8005051	602	259	43.0	173	78	29	218	159	95	92	158			
8005052	471	138	29.3	91	37	18	113	96	37	52	78			
8005053	12	0	0.0	0	0	0	0	0	0	0	0			
8005054	102	94	92.2	39	51	25	63	43	48	34	55			
8005055	0	0	n/a	0	0	0	0	0	0	0	0			
8005056	72	62	86.1	23	35	21	36	32	27	32	24			
8005058	30	21	70.0	3	16	6	13	7	14	9	10			
8005059	226	192	85.0	67	117	31	145	109	75	90	92			
8005061	143	126	88.1	74	46	22	95	87	36	49	66			
8005062	91	75	82.4	34	36	18	51	49	21	41	30			
8005063	11	10	90.9	2	8	2	8	10	0	6	4			
8005064	61	55	90.2	30	20	11	43	35	20	17	34			
8005065	0	0	n/a	0	0	0	0	0	0	0	0			
8005066	18	16	88.9	8	8	3	13	10	6	6	10			
8005067	26	24	92.3	9	12	7	16	16	7	13	11			
8005101	1212	313	25.8	141	157	66	226	200	103	182	112			
8005108	1419	391	27.6	162	202	92	263	292	86	239	126			
8005110	1066	327	30.7	155	156	64	253	216	102	173	141			
8005114	589	169	28.7	64	100	39	116	119	46	105	55			
8005162	704	106	15.1	22	75	17	79	77	24	80	19			
8005401	894	253	28.3	148	89	38	202	172	74	113	125			
8005402	618	262	42.4	174	64	40	195	161	88	95	149			

39	Statewide Ballot Measures Propositions 69, 70, 71 and 72														
	Registration	Ballots Cast	Turnout (%)	69-DNA Samples. Funding. Init - Maj. (1)		70-Tribal Gaming Compacts. Init - Maj. (1)		71-Stem Cell Research Bonds. Init - Maj. (1)		72-Ref. Amend.to Health Care Coverage - Maj. (1)					
				Yes	No	Yes	No	Yes	No	Yes	No	Yes	No		
8005403	1445	420	29.1	229	160	53	344	246	164	164	239				
8005405	1000	342	34.2	206	126	60	267	217	117	136	190				
8005406	1063	295	27.8	194	83	55	221	180	102	132	145				
8005407	1055	375	35.5	221	133	77	277	252	114	173	177				
8005412	0	0	n/a	0	0	0	0	0	0	0	0				
8005413	1266	397	31.4	239	142	61	319	243	138	148	226				
Precinct Totals	148185	76249	51.5	33576	37669	15675	54194	51978	21153	42227	28593				
Absentee Totals	148185	46577	31.4	25246	18647	9743	33733	30630	14071	23150	20480				
Grand Totals	148185	122826	82.9	58822	56316	25418	87927	82608	35224	65377	49073				

***Grand Totals 39	Statewide Ballot Measures Propositions 69, 70, 71 and 72														
	Registration	Ballots Cast	Turnout (%)		69-DNA Samples. Funding. Init - Maj. (1) Yes	No		70-Tribal Gaming Compacts. Init - Maj. (1) Yes	No		71-Stem Cell Research Bonds. Init - Maj. (1) Yes	No		72-Ref. Amend.to Health Care Coverage - Maj. (1) Yes	No
Santa Cruz County	148185	122826	82.9		58822	56316		25418	87927		82608	35224		65377	49073
14th Congressional Distr	45160	38170	84.5		19358	16812		7238	28483		24120	12705		17815	18098
17th Congressional Distr	103025	84656	82.2		39464	39504		18180	59444		58488	22519		47562	30975
11th Senatorial District	91150	76166	83.6		33199	37865		15739	53943		53324	19616		42868	27586
15th Senatorial District	57035	46660	81.8		25623	18451		9679	33984		29284	15608		22509	21487
27th Assembly District	128736	108223	84.1		51046	50394		21412	78293		73492	30446		56680	43974
28th Assembly District	19449	14603	75.1		7776	5922		4006	9634		9116	4778		8697	5099
1st Supervisorial Distri	30832	26074	84.6		13012	11485		5164	18984		17754	7362		13116	11198
2nd Supervisorial Distri	31695	26661	84.1		14362	10808		5260	19639		17753	7932		12759	12336
3rd Supervisorial Distri	35714	29558	82.8		11246	16046		6118	20378		21322	6793		18308	8664
4th Supervisorial Distri	16653	12544	75.3		6706	5066		3482	8240		7703	4231		7474	4371
5th Supervisorial Distri	33291	27989	84.1		13496	12911		5394	20686		18076	8906		13720	12504
City Of Santa Cruz	38905	32134	82.6		12329	17314		6646	22137		23198	7393		19904	9419
City Of Capitola	6185	5170	83.6		2631	2202		1104	3663		3542	1411		2691	2112
City Of Watsonville	13931	10335	74.2		5462	4211		2892	6732		6537	3297		6457	3297
City Of Scotts Valley	7341	6223	84.8		3600	2251		1048	4780		3751	2262		2523	3312
Unincorporated Area	81823	68964	84.3		34800	30338		13728	50615		45580	20861		33802	30933

***Absentee Totals 39	Statewide Ballot Measures Propositions 69, 70, 71 and 72														
	Registration	Ballots Cast	Turnout (%)		69-DNA Samples. Funding. Init - Maj. (1) Yes	No		70-Tribal Gaming Compacts. Init - Maj. (1) Yes	No		71-Stem Cell Research Bonds. Init - Maj. (1) Yes	No		72-Ref. Amend.to Health Care Coverage - Maj. (1) Yes	No
Santa Cruz County	148185	46577	31.4		25246	18647		9743	33733		30630	14071		23150	20480
14th Congressional Distr	45160	16392	36.3		8993	6558		3000	12407		10292	5510		7335	8106
17th Congressional Distr	103025	30185	29.3		16253	12089		6743	21326		20338	8561		15815	12374
11th Senatorial District	91150	26433	29.0		13405	11437		5598	18948		17986	7356		13817	10845
15th Senatorial District	57035	20144	35.3		11841	7210		4145	14785		12644	6715		9333	9635
27th Assembly District	128736	40843	31.7		21937	16577		8076	30031		27042	12229		19895	18343
28th Assembly District	19449	5734	29.5		3309	2070		1667	3702		3588	1842		3255	2137
1st Supervisorial Distri	30832	11049	35.8		6216	4227		2222	8124		7395	3267		5247	5112
2nd Supervisorial Distri	31695	10642	33.6		6244	3825		2123	7878		7011	3229		4937	5057
3rd Supervisorial Distri	35714	8773	24.6		4049	4131		1904	6111		6041	2304		4993	3142
4th Supervisorial Distri	16653	4916	29.5		2842	1775		1449	3153		3026	1634		2785	1836
5th Supervisorial Distri	33291	11197	33.6		5895	4689		2045	8467		7157	3637		5188	5333
City Of Santa Cruz	38905	9570	24.6		4507	4434		2040	6731		6620	2525		5399	3496
City Of Capitola	6185	1938	31.3		1093	739		449	1356		1320	538		981	823
City Of Watsonville	13931	3954	28.4		2267	1423		1169	2508		2492	1246		2360	1346
City Of Scotts Valley	7341	2344	31.9		1411	797		384	1825		1471	797		961	1251
Unincorporated Area	81823	28771	35.2		15968	11254		5701	21313		18727	8965		13449	13564





***Grand Totals 40	West Valley - Mission Community College District Local Measure H															
	Registration	Ballots Cast	Turnout (%)		H - West Valley Mission Bond Measure 55% (1) Bonds Yes	Bonds No										
Santa Cruz County	3340	2841	85.1		1386	1065										
14th Congressional Distr	3340	2841	85.1		1386	1065										
11th Senatorial District	764	647	84.7		353	222										
15th Senatorial District	2576	2194	85.2		1033	843										
27th Assembly District	3340	2841	85.1		1386	1065										
1st Supervisorial Distri	1850	1579	85.4		741	616										
5th Supervisorial Distri	1490	1262	84.7		645	449										
Unincorporated Area	3340	2841	85.1		1386	1065										

***Absentee Totals 40	West Valley - Mission Community College District Local Measure H															
	Registration	Ballots Cast	Turnout (%)		H - West Valley Mission Bond Measure 55% (1) Bonds Yes	Bonds No										
Santa Cruz County	3340	1227	36.7		620	453										
14th Congressional Distr	3340	1227	36.7		620	453										
11th Senatorial District	764	305	39.9		161	111										
15th Senatorial District	2576	922	35.8		459	342										
27th Assembly District	3340	1227	36.7		620	453										
1st Supervisorial Distri	1850	560	30.3		278	215										
5th Supervisorial Distri	1490	667	44.8		342	238										
Unincorporated Area	3340	1227	36.7		620	453										





















***Grand Totals	County of Santa Cruz Local Measure J															
41	Registration	Ballots Cast	Turnout (%)		J - County Sales Tax Trans Improve 2/3 (1)	Yes	No									
Santa Cruz County	148185	122718	82.8		50024	65628										
14th Congressional Distr	45160	38091	84.3		15885	20287										
17th Congressional Distr	103025	84627	82.1		34139	45341										
11th Senatorial District	91150	76080	83.5		28090	43355										
15th Senatorial District	57035	46638	81.8		21934	22273										
27th Assembly District	128736	108119	84.0		42769	59246										
28th Assembly District	19449	14599	75.1		7255	6382										
1st Supervisorial Distri	30832	26068	84.5		10746	13988										
2nd Supervisorial Distri	31695	26660	84.1		12244	13217										
3rd Supervisorial Distri	35714	29540	82.7		9684	17649										
4th Supervisorial Distri	16653	12540	75.3		6183	5524										
5th Supervisorial Distri	33291	27910	83.8		11167	15250										
City Of Santa Cruz	38905	32119	82.6		10466	19195										
City Of Capitola	6185	5170	83.6		2101	2784										
City Of Watsonville	13931	10331	74.2		5223	4372										
City Of Scotts Valley	7341	6212	84.6		2977	2955										
Unincorporated Area	81823	68886	84.2		29257	36322										





42	Unincorporated Santa Cruz County Local Measure K										
	Registration	Ballots Cast	Turnout (%)	K - County Initiative, 911 Fee Repeal Maj. (1)	Yes	No					
2016	11	0	0.0		0	0					
2017	78	0	0.0		0	0					
2020	76	0	0.0		0	0					
2021	101	0	0.0		0	0					
2022	449	240	53.5		58	148					
2023	1081	636	58.8		140	430					
2024	997	535	53.7		122	331					
2025	594	338	56.9		52	232					
2026	426	210	49.3		45	129					
2027	56	0	0.0		0	0					
2029	918	481	52.4		110	297					
2030	999	583	58.4		129	364					
2031	845	495	58.6		97	339					
2032	1045	566	54.2		129	368					
2033	1323	736	55.6		169	474					
2034	82	0	0.0		0	0					
2035	1227	731	59.6		148	493					
2036	25	0	0.0		0	0					
2037	513	223	43.5		60	138					
2038	534	278	52.1		74	177					
2039	53	0	0.0		0	0					
2040	883	465	52.7		128	276					
2041	484	233	48.1		85	107					
2042	58	0	0.0		0	0					
2043	13	0	0.0		0	0					
2044	5	0	0.0		0	0					
2046	149	0	0.0		0	0					
2048	904	477	52.8		112	298					
2049	55	0	0.0		0	0					
2050	0	0	n/a		0	0					
2051	1437	744	51.8		182	462					
2052	1199	581	48.5		121	396					
2053	1232	555	45.0		141	349					
2054	711	380	53.4		86	246					
2055	475	268	56.4		64	179					
2056	0	0	n/a		0	0					
2057	135	0	0.0		0	0					
2058	134	0	0.0		0	0					
2059	0	0	n/a		0	0					
2060	13	0	0.0		0	0					
2061	0	0	n/a		0	0					
2062	24	0	0.0		0	0					
2063	1037	575	55.4		140	381					
2064	0	0	n/a		0	0					
3001	136	0	0.0		0	0					
3002	517	324	62.7		56	231					
3003	915	530	57.9		99	366					
3004	1304	627	48.1		123	428					
3005	0	0	n/a		0	0					
3006	14	0	0.0		0	0					
3007	55	0	0.0		0	0					
3008	906	455	50.2		99	282					
3009	35	0	0.0		0	0					
3012	44	0	0.0		0	0					
3013	0	0	n/a		0	0					
3014	64	0	0.0		0	0					
4001	2	0	0.0		0	0					
4007	1165	525	45.1		185	284					
4008	0	0	n/a		0	0					
4009	107	0	0.0		0	0					
4014	37	0	0.0		0	0					
4016	614	323	52.6		122	161					
4017	27	0	0.0		0	0					
4018	463	231	49.9		90	104					
4022	80	0	0.0		0	0					
4023	63	0	0.0		0	0					
4026	528	266	50.4		95	137					
4027	19	0	0.0		0	0					
4029	0	0	n/a		0	0					





42	Unincorporated Santa Cruz County Local Measure K										
	Registration	Ballots Cast	Turnout (%)		K - County Initiative, 911 Fee Repeal Maj. (1)	Yes	No				
8001010	912	277	30.4			76	171				
8001011	1302	338	26.0			98	191				
8001012	30	28	93.3			7	20				
8001013	1004	443	44.1			96	259				
8001014	206	178	86.4			38	123				
8001015	755	214	28.3			40	143				
8001016	601	252	41.9			70	144				
8001017	852	218	25.6			39	144				
8001018	187	165	88.2			29	105				
8001019	620	162	26.1			45	101				
8001020	961	274	28.5			68	176				
8001021	80	72	90.0			17	44				
8001022	852	245	28.8			59	158				
8001023	468	204	43.6			36	139				
8001024	740	184	24.9			47	118				
8001026	955	280	29.3			62	167				
8001027	873	283	32.4			63	180				
8001028	955	272	28.5			55	182				
8001029	346	141	40.8			29	100				
8001030	818	242	29.6			57	150				
8001035	631	237	37.6			55	154				
8001037	453	118	26.0			21	74				
8001038	1397	442	31.6			101	289				
8001039	1447	568	39.3			144	365				
8001041	367	77	21.0			16	52				
8001044	32	31	96.9			10	14				
8001045	81	74	91.4			21	44				
8001046	17	15	88.2			2	12				
8001048	529	206	38.9			52	125				
8001050	415	167	40.2			34	114				
8001051	10	0	0.0			0	0				
8001052	96	84	87.5			27	45				
8001053	2	0	0.0			0	0				
8001055	9	0	0.0			0	0				
8001057	238	221	92.9			59	144				
8001058	45	39	86.7			13	22				
8001059	3	1	33.3			0	1				
8001060	999	328	32.8			72	216				
8001061	1252	440	35.1			110	280				
8001064	187	161	86.1			21	115				
8001065	47	42	89.4			10	25				
8001069	115	99	86.1			29	54				
8001075	31	26	83.9			9	12				
8001076	8	0	0.0			0	0				
8001077	53	47	88.7			8	34				
8001078	176	157	89.2			39	103				
8001079	9	0	0.0			0	0				
8002001	1085	279	25.7			96	144				
8002002	3	2	66.7			2	0				
8002003	186	156	83.9			49	87				
8002004	644	176	27.3			51	103				
8002005	22	21	95.5			14	5				
8002006	916	297	32.4			97	174				
8002007	32	25	78.1			6	16				
8002008	629	98	15.6			27	55				
8002009	149	129	86.6			24	90				
8002010	793	298	37.6			85	172				
8002011	10	0	0.0			0	0				
8002013	542	214	39.5			68	122				
8002014	9	7	77.8			3	4				
8002015	7	12	171.4			0	10				
8002016	11	11	100.0			4	5				
8002017	78	71	91.0			25	35				
8002020	76	69	90.8			16	39				
8002021	101	89	88.1			39	39				
8002022	449	103	22.9			39	58				
8002023	1081	323	29.9			66	214				
8002024	997	357	35.8			81	237				
8002025	594	170	28.6			37	119				





***Grand Totals 42	Unincorporated Santa Cruz County Local Measure K															
	Registration	Ballots Cast	Turnout (%)		K - County Initiative, 911 Fee Repeal Maj. (1) Yes	No										
Santa Cruz County	81823	68886	84.2		17180	42430										
14th Congressional Distr	37819	31879	84.3		8202	19493										
17th Congressional Distr	44004	37007	84.1		8978	22937										
11th Senatorial District	46060	38791	84.2		9338	24144										
15th Senatorial District	35763	30095	84.2		7842	18286										
27th Assembly District	76305	64618	84.7		15711	40166										
28th Assembly District	5518	4268	77.3		1469	2264										
1st Supervisorial Distri	27737	23438	84.5		5434	14540										
2nd Supervisorial Distri	25408	21477	84.5		5356	13409										
3rd Supervisorial Distri	3990	3289	82.4		718	2125										
4th Supervisorial Distri	3728	2925	78.5		1033	1539										
5th Supervisorial Distri	20960	17757	84.7		4639	10817										
Unincorporated Area	81823	68886	84.2		17180	42430										

***Absentee Totals 42	Unincorporated Santa Cruz County Local Measure K															
	Registration	Ballots Cast	Turnout (%)		K - County Initiative, 911 Fee Repeal Maj. (1) Yes	No										
Santa Cruz County	81823	28692	35.1		7351	17684										
14th Congressional Distr	37819	13979	37.0		3632	8592										
17th Congressional Distr	44004	14713	33.4		3719	9092										
11th Senatorial District	46060	14852	32.2		3678	9270										
15th Senatorial District	35763	13840	38.7		3673	8414										
27th Assembly District	76305	26912	35.3		6757	16715										
28th Assembly District	5518	1780	32.3		594	969										
1st Supervisorial Distri	27737	9781	35.3		2297	6192										
2nd Supervisorial Distri	25408	8801	34.6		2289	5428										
3rd Supervisorial Distri	3990	1353	33.9		341	818										
4th Supervisorial Distri	3728	1277	34.3		434	694										
5th Supervisorial Distri	20960	7480	35.7		1990	4552										
Unincorporated Area	81823	28692	35.1		7351	17684										

43	City of Santa Cruz Local Measures L, M, N and O															
	Registration	Ballots Cast	Turnout (%)		L - Santa Cruz. Mail Ballot Elections Maj. (1) Yes	No		M - Santa Cruz. Term Limit Clarification Maj. Yes	No		N - Santa Cruz. Publish Ords on Internet - Maj. Yes	No		O - Santa Cruz. City Clerk Preserve Recs Maj. Yes	No	
1101	681	382	56.1		176	123		215	84		216	76		244	47	
1103	811	417	51.4		191	147		260	80		250	86		289	48	
1113	699	285	40.8		126	101		165	62		174	52		185	36	
3101	453	235	51.9		100	87		130	64		137	49		164	24	
3102	1381	747	54.1		379	212		439	154		461	128		500	89	
3103	1243	665	53.5		324	172		365	142		375	111		415	72	
3104	1409	839	59.5		413	220		476	156		497	126		547	69	
3105	1090	613	56.2		308	194		411	106		387	107		420	74	
3108	1025	595	58.0		311	157		358	118		355	107		397	68	
3113	1015	587	57.8		270	177		323	137		326	122		371	77	
3114	1277	796	62.3		418	207		451	179		469	152		521	100	
3115	1108	643	58.0		310	171		352	135		368	115		393	78	
3116	1069	626	58.6		315	150		364	110		351	113		406	64	
3119	1279	770	60.2		364	199		407	158		436	120		489	75	
3121	1114	632	56.7		319	171		325	159		355	125		404	71	
3122	584	364	62.3		173	91		169	93		191	71		213	48	
3123	1090	583	53.5		263	165		312	115		315	110		355	62	
3125	821	437	53.2		246	99		274	75		292	54		302	45	
3129	744	424	57.0		227	105		249	91		254	76		279	41	
3130	1284	734	57.2		345	238		432	160		436	142		482	91	
3140	773	388	50.2		205	117		259	70		250	71		287	34	
3143	623	380	61.0		214	87		247	66		245	54		268	31	
3145	1229	680	55.3		342	201		394	147		409	130		455	75	
3146	1247	746	59.8		355	202		398	179		421	136		479	79	
3148	862	533	61.8		261	143		313	96		308	98		342	54	
3151	815	530	65.0		247	160		290	123		311	93		340	64	
3153	1203	718	59.7		338	217		412	157		416	137		449	103	
3158	741	407	54.9		200	118		223	98		247	72		264	54	
3160	672	415	61.8		192	97		199	94		208	74		230	51	
3161	398	312	78.4		148	40		134	55		142	42		161	23	
3163	714	550	77.0		229	159		255	138		249	121		325	47	
3165	557	416	74.7		182	81		189	82		188	71		229	34	
3166	458	334	72.9		141	64		134	74		154	52		182	25	
3168	381	295	77.4		104	51		101	58		100	51		129	25	
3169	455	344	75.6		107	51		107	50		99	45		120	25	
3171	1056	622	58.9		314	181		346	156		378	118		419	78	
3178	946	507	53.6		222	145		259	119		260	98		299	63	
3181	608	371	61.0		209	89		211	88		230	60		255	34	
5101	1212	563	46.5		275	164		311	128		328	107		369	66	
5108	1419	697	49.1		338	184		393	142		394	131		443	83	
5110	1066	602	56.5		305	182		374	116		391	87		413	65	
5114	589	312	53.0		158	79		184	63		187	52		205	33	
5162	704	462	65.6		184	91		189	90		210	61		243	28	
8001101	681	212	31.1		120	57		134	45		133	40		151	23	
8001103	811	310	38.2		162	111		217	59		194	73		225	40	
8001113	699	321	45.9		170	111		215	66		219	61		242	37	
8003101	453	172	38.0		103	47		128	22		116	34		133	15	
8003102	1381	422	30.6		217	123		256	96		270	70		312	34	
8003103	1243	376	30.2		227	93		250	68		263	54		289	29	
8003104	1409	341	24.2		197	90		225	66		234	53		275	15	
8003105	1090	347	31.8		188	108		240	64		238	61		263	36	
8003108	1025	272	26.5		166	70		165	67		186	49		200	34	
8003113	1015	258	25.4		150	84		170	68		174	57		197	36	
8003114	1277	283	22.2		173	70		187	57		184	50		206	28	
8003115	1108	288	26.0		141	104		188	62		182	57		202	38	
8003116	1069	250	23.4		153	48		160	44		175	30		190	17	
8003119	1279	228	17.8		133	56		132	54		157	31		168	21	
8003121	1114	244	21.9		134	58		149	44		146	42		169	19	
8003122	584	83	14.2		48	20		49	18		52	16		60	7	
8003123	1090	241	22.1		122	58		139	42		134	38		151	22	
8003125	821	287	35.0		169	74		186	61		183	57		211	27	
8003129	744	224	30.1		124	68		150	39		140	43		161	19	
8003130	1284	300	23.4		141	102		180	65		171	64		201	37	
8003140	773	378	48.9		206	113		264	59		258	54		285	36	
8003143	623	158	25.4		86	47		101	30		95	31		120	14	
8003145	1229	380	30.9		210	123		266	67		250	76		282	45	
8003146	1247	174	14.0		101	51		120	37		113	34		136	14	
8003148	862	176	20.4		103	45		108	40		112	29		123	20	
8003151	815	170	20.9		93	49		116	27		108	29		125	14	

43	City of Santa Cruz Local Measures L, M, N and O															
	Registration	Ballots Cast	Turnout (%)	L - Santa Cruz. Mail Ballot Elections Maj. (1)		M - Santa Cruz. Term Limit Clarification Maj.		N - Santa Cruz. Publish Ords on Internet - Maj.		O - Santa Cruz. City Clerk Preserve Recs Maj.						
				Yes	No	Yes	No	Yes	No	Yes	No	Yes	No			
8003153	1203	311	25.9	161	85	189	57	189	53	223	24					
8003158	741	183	24.7	111	45	129	26	119	35	135	17					
8003160	672	50	7.4	25	5	20	9	24	7	26	4					
8003161	398	13	3.3	5	1	5	0	3	2	5	0					
8003163	714	25	3.5	15	5	8	12	13	7	14	6					
8003165	557	30	5.4	13	5	14	6	14	5	13	5					
8003166	458	37	8.1	20	5	16	8	18	5	22	2					
8003168	381	11	2.9	3	1	4	0	0	4	4	0					
8003169	455	24	5.3	12	4	10	6	13	3	14	2					
8003171	1056	313	29.6	161	103	210	51	195	64	215	39					
8003178	946	237	25.1	138	53	139	55	152	40	171	18					
8003181	608	127	20.9	74	38	85	26	87	26	94	18					
8005101	1212	313	25.8	173	102	221	55	208	64	233	34					
8005108	1419	390	27.5	221	97	239	82	248	62	288	28					
8005110	1066	327	30.7	182	98	221	62	216	64	248	34					
8005114	589	169	28.7	89	54	111	37	112	34	115	29					
8005162	704	106	15.1	70	10	62	19	76	5	79	2					
Precinct Totals	38905	22558	58.0	10848	6089	12399	4767	12770	4003	14282	2453					
Absentee Totals	38905	9561	24.6	5310	2691	6178	1878	6174	1713	6976	939					
Grand Totals	38905	32119	82.6	16158	8780	18577	6645	18944	5716	21258	3392					

***Grand Totals	City of Santa Cruz Local Measures L, M, N and O																
43	Registration	Ballots Cast	Turnout (%)		L - Santa Cruz. Mail Ballot Elections Maj. (1) Yes	No		M - Santa Cruz. Term Limit Clarification Maj. Yes	No		N - Santa Cruz. Publish Ords on Internet - Maj. Yes	No		O - Santa Cruz. City Clerk Preserve Recs Maj. Yes	No		
Santa Cruz County	38905	32119	82.6		16158	8780		18577	6645		18944	5716		21258	3392		
17th Congressional Distr	38905	32119	82.6		16158	8780		18577	6645		18944	5716		21258	3392		
11th Senatorial District	38905	32119	82.6		16158	8780		18577	6645		18944	5716		21258	3392		
27th Assembly District	38905	32119	82.6		16158	8780		18577	6645		18944	5716		21258	3392		
1st Supervisorial Distri	2191	1927	88.0		945	650		1206	396		1186	388		1336	231		
3rd Supervisorial Distri	31724	26251	82.7		13218	7069		15066	5455		15388	4661		17286	2759		
5th Supervisorial Distri	4990	3941	79.0		1995	1061		2305	794		2370	667		2636	402		
City Of Santa Cruz	38905	32119	82.6		16158	8780		18577	6645		18944	5716		21258	3392		



***Absentee Totals 43	City of Santa Cruz Local Measures L, M, N and O																
	Registration	Ballots Cast	Turnout (%)		L - Santa Cruz. Mail Ballot Elections Maj. (1) Yes	No		M - Santa Cruz. Term Limit Clarification Maj. Yes	No		N - Santa Cruz. Publish Ords on Internet - Maj. Yes	No		O - Santa Cruz. City Clerk Preserve Recs Maj. Yes	No		
Santa Cruz County	38905	9561	24.6		5310	2691		6178	1878		6174	1713		6976	939		
17th Congressional Distr	38905	9561	24.6		5310	2691		6178	1878		6174	1713		6976	939		
11th Senatorial District	38905	9561	24.6		5310	2691		6178	1878		6174	1713		6976	939		
27th Assembly District	38905	9561	24.6		5310	2691		6178	1878		6174	1713		6976	939		
1st Supervisorial Distri	2191	843	38.5		452	279		566	170		546	174		618	100		
3rd Supervisorial Distri	31724	7413	23.4		4123	2051		4758	1453		4768	1310		5395	712		
5th Supervisorial Distri	4990	1305	26.2		735	361		854	255		860	229		963	127		
City Of Santa Cruz	38905	9561	24.6		5310	2691		6178	1878		6174	1713		6976	939		



***Grand Totals 44	City of Capitola Local Measure P															
	Registration	Ballots Cast	Turnout (%)		P - Capitola, 1/4 cent Sales Tax - Maj (1) Yes	No										
Santa Cruz County	6185	5170	83.6		2855	1921										
17th Congressional Distr	6185	5170	83.6		2855	1921										
11th Senatorial District	6185	5170	83.6		2855	1921										
27th Assembly District	6185	5170	83.6		2855	1921										
1st Supervisorial Distri	904	703	77.8		398	250										
2nd Supervisorial Distri	5281	4467	84.6		2457	1671										
City Of Capitola	6185	5170	83.6		2855	1921										

***Absentee Totals 44	City of Capitola Local Measure P															
	Registration	Ballots Cast	Turnout (%)		P - Capitola, 1/4 cent Sales Tax - Maj (1) Yes	No										
Santa Cruz County	6185	1943	31.4		1130	693										
17th Congressional Distr	6185	1943	31.4		1130	693										
11th Senatorial District	6185	1943	31.4		1130	693										
27th Assembly District	6185	1943	31.4		1130	693										
1st Supervisorial Distri	904	414	45.8		233	144										
2nd Supervisorial Distri	5281	1529	29.0		897	549										
City Of Capitola	6185	1943	31.4		1130	693										

45	City of Watsonville Local Measures Q, R, S and T															
	Registration	Ballots Cast	Turnout (%)	Q - Watsonville 1/4 cent Sales Tax - Maj. (1)		R - Watsonville, Sales Tax Advisory - Maj. (1)		S - Watsonville, Low Rent Housing - Maj (1)		T - Watsonville, 911 Fee Repeal, Init - Maj.						
				Yes	No	Yes	No	Yes	No	Yes	No	Yes	No			
2331	839	399	47.6	140	243	265	97	191	158	158	208					
2335	165	0	0.0	0	0	0	0	0	0	0	0					
2366	2	0	0.0	0	0	0	0	0	0	0	0					
4310	540	232	43.0	82	138	128	64	133	67	78	132					
4311	494	233	47.2	84	135	149	50	132	68	71	133					
4321	1165	451	38.7	196	222	304	87	278	130	121	288					
4324	20	0	0.0	0	0	0	0	0	0	0	0					
4331	1249	581	46.5	174	370	369	143	291	219	190	329					
4333	494	207	41.9	73	125	134	49	129	59	69	123					
4341	798	397	49.7	118	260	237	119	187	167	150	216					
4344	1125	494	43.9	138	336	318	127	199	242	163	288					
4345	806	397	49.3	138	240	266	85	195	146	146	202					
4354	937	390	41.6	131	239	251	89	203	135	154	205					
4361	1047	488	46.6	142	326	299	124	213	222	172	279					
4363	778	360	46.3	120	227	235	75	146	179	133	200					
4364	437	237	54.2	89	137	130	74	100	105	73	147					
4367	46	0	0.0	0	0	0	0	0	0	0	0					
4371	581	324	55.8	114	198	201	86	132	156	112	185					
4372	826	385	46.6	141	233	239	105	183	159	117	245					
4373	880	458	52.0	162	281	302	114	195	216	171	258					
4374	702	335	47.7	154	170	205	90	139	152	111	194					
8002331	839	209	24.9	89	112	150	42	103	76	59	126					
8002335	165	106	64.2	29	71	71	20	58	32	36	58					
8002366	2	1	50.0	0	1	0	1	1	0	1	0					
8004310	540	139	25.7	52	78	93	26	84	35	44	81					
8004311	494	103	20.9	47	52	67	24	59	31	44	52					
8004321	1165	313	26.9	144	151	220	58	195	85	81	210					
8004324	20	7	35.0	1	4	4	1	4	1	2	3					
8004331	1249	395	31.6	141	235	249	91	194	148	126	225					
8004333	494	139	28.1	41	91	94	33	70	55	44	85					
8004341	798	161	20.2	48	111	106	43	66	80	60	95					
8004344	1125	348	30.9	131	202	235	80	156	149	123	194					
8004345	806	192	23.8	63	121	136	43	84	80	60	113					
8004354	937	248	26.5	105	127	163	49	100	108	68	151					
8004361	1047	269	25.7	79	175	150	82	101	125	97	146					
8004363	778	248	31.9	102	134	179	39	105	106	91	135					
8004364	437	108	24.7	43	62	63	34	39	55	34	65					
8004367	46	23	50.0	7	14	14	3	8	8	9	9					
8004371	581	168	28.9	71	95	112	41	60	92	60	102					
8004372	826	229	27.7	92	133	154	61	84	121	80	136					
8004373	880	267	30.3	94	163	174	66	98	140	100	148					
8004374	702	281	40.0	86	186	181	74	98	150	108	138					
Precinct Totals	13931	6368	45.7	2196	3880	4032	1578	3046	2580	2189	3632					
Absentee Totals	13931	3954	28.4	1465	2318	2615	911	1767	1677	1327	2272					
Grand Totals	13931	10322	74.1	3661	6198	6647	2489	4813	4257	3516	5904					

***Grand Totals 45	City of Watsonville Local Measures Q, R, S and T															
	Registration	Ballots Cast	Turnout (%)		Q - Watsonville 1/4 cent Sales Tax - Maj. (1) Yes	No		R - Watsonville, Sales Tax Advisory - Maj. (1) Yes	No		S - Watsonville, Low Rent Housing - Maj (1) Yes	No		T - Watsonville, 911 Fee Repeal. Init - Maj. Yes	No	
Santa Cruz County	13931	10322	74.1		3661	6198		6647	2489		4813	4257		3516	5904	
17th Congressional Distr	13931	10322	74.1		3661	6198		6647	2489		4813	4257		3516	5904	
15th Senatorial District	13931	10322	74.1		3661	6198		6647	2489		4813	4257		3516	5904	
28th Assembly District	13931	10322	74.1		3661	6198		6647	2489		4813	4257		3516	5904	
2nd Supervisorial Distri	1006	715	71.1		258	427		486	160		353	266		254	392	
4th Supervisorial Distri	12925	9607	74.3		3403	5771		6161	2329		4460	3991		3262	5512	
City Of Watsonville	13931	10322	74.1		3661	6198		6647	2489		4813	4257		3516	5904	

***Absentee Totals 45	City of Watsonville Local Measures Q, R, S and T															
	Registration	Ballots Cast	Turnout (%)		Q - Watsonville 1/4 cent Sales Tax - Maj. (1) Yes	No		R - Watsonville, Sales Tax Advisory - Maj. (1) Yes	No		S - Watsonville, Low Rent Housing - Maj (1) Yes	No		T - Watsonville, 911 Fee Repeal. Init - Maj. Yes	No	
Santa Cruz County	13931	3954	28.4		1465	2318		2615	911		1767	1677		1327	2272	
17th Congressional Distr	13931	3954	28.4		1465	2318		2615	911		1767	1677		1327	2272	
15th Senatorial District	13931	3954	28.4		1465	2318		2615	911		1767	1677		1327	2272	
28th Assembly District	13931	3954	28.4		1465	2318		2615	911		1767	1677		1327	2272	
2nd Supervisorial Distri	1006	316	31.4		118	184		221	63		162	108		96	184	
4th Supervisorial Distri	12925	3638	28.1		1347	2134		2394	848		1605	1569		1231	2088	
City Of Watsonville	13931	3954	28.4		1465	2318		2615	911		1767	1677		1327	2272	

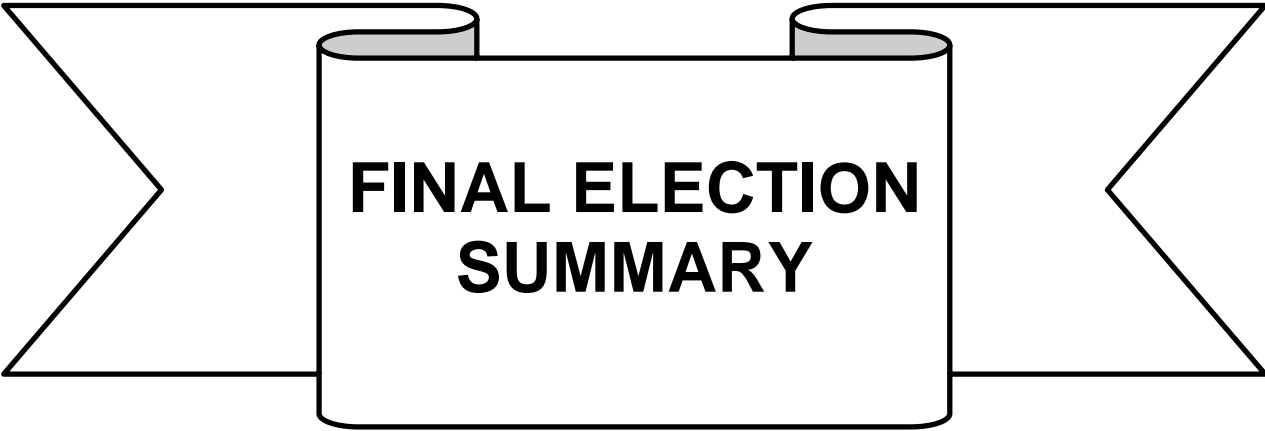
46	Ben Lomond Fire Protection District Local Measure U and New Seats															
	Registration	Ballots Cast	Turnout (%)		U - Ben Lomond Fire Board Expansion - Maj (1) Yes	No		Ben Lomond Fire Director, New Seats (2) Mary L. Clark	Dave H. Bingham							
5010	809	469	58.0		277	112		280	219							
5012	1222	736	60.2		458	177		480	382							
5023	962	563	58.5		379	109		365	314							
5037	56	0	0.0		0	0		0	0							
5043	551	278	50.5		192	56		201	169							
8005010	809	213	26.3		138	55		150	115							
8005012	1222	288	23.6		206	57		187	173							
8005023	962	259	26.9		173	61		170	159							
8005037	56	44	78.6		31	9		30	26							
8005043	551	163	29.6		104	37		91	96							
Precinct Totals	3600	2046	56.8		1306	454		1326	1084							
Absentee Totals	3600	967	26.9		652	219		628	569							
Grand Totals	3600	3013	83.7		1958	673		1954	1653							



***Grand Totals 46	Ben Lomond Fire Protection District Local Measure U and New Seats															
	Registration	Ballots Cast	Turnout (%)		U - Ben Lomond Fire Board Expansion - Maj (1) Yes	No		Ben Lomond Fire Director, New Seats (2) Mary L. Clark	Dave H. Bingham							
Santa Cruz County	3600	3013	83.7		1958	673		1954	1653							
14th Congressional Distr	3600	3013	83.7		1958	673		1954	1653							
11th Senatorial District	3600	3013	83.7		1958	673		1954	1653							
27th Assembly District	3600	3013	83.7		1958	673		1954	1653							
5th Supervisorial Distri	3600	3013	83.7		1958	673		1954	1653							
Unincorporated Area	3600	3013	83.7		1958	673		1954	1653							

***Absentee Totals 46	Ben Lomond Fire Protection District Local Measure U and New Seats															
	Registration	Ballots Cast	Turnout (%)		U - Ben Lomond Fire Board Expansion - Maj (1) Yes	No		Ben Lomond Fire Director, New Seats (2) Mary L. Clark	Dave H. Bingham							
Santa Cruz County	3600	967	26.9		652	219		628	569							
14th Congressional Distr	3600	967	26.9		652	219		628	569							
11th Senatorial District	3600	967	26.9		652	219		628	569							
27th Assembly District	3600	967	26.9		652	219		628	569							
5th Supervisorial Distri	3600	967	26.9		652	219		628	569							
Unincorporated Area	3600	967	26.9		652	219		628	569							

<b>GRAND TOTALS FOR CERTIFIED WRITE-IN CANDIDATES NOVEMBER 2, 2004 PRESIDENTIAL GENERAL ELECTION</b>	
<b>UNITED STATES PRESIDENT</b>	<b>VOTE TOTALS</b>
JAMES ALEXANDER-PACE	0
ANTHONY JABIN	0
JOHN JOSEPH KENNEDY	2
RALPH NADER	348
JOHN PARKER	1
<b>UNITED STATES SENATOR</b>	
JOHN EMERY JONES	0
HOWARD JOHNSON	0
DENNIS RICHTER	0
<b>UNITED STATES REPRESENTATIVE – 14<sup>TH</sup> DISTRICT</b>	
DENNIS MITRZYK	0
<b>UNITED STATES REPRESENTATIVE – 17<sup>TH</sup> DISTRICT</b>	
DAVID MAURICIO MUNOZ	11
<b>MEMBER OF SANTA CRUZ CITY COUNCIL</b>	
ROBERT NORSE	40
CORAL (LEAH) BRUNE	13



**FINAL ELECTION  
SUMMARY**



**FINAL OFFICIAL RESULTS**  
**Cumulative Totals**

*Registration and Turnout*  
*County of Santa Cruz*

Complete Precincts:	279	of	279
Total Registered Voters	148,185		
Precinct Registration	148,185		
Precinct Ballots Cast	76,282	51.5%	
Absentee Ballots Cast	46,993	31.7%	
Total Ballots Cast	123,275	83.2%	

*President*  
*And Vice President*

Complete Precincts:	279	of	279
Under Votes:	594		
Over Votes:	179		
Kerry/Edwards DEM	89,102	72.7%	
Bush/Cheney REP	30,354	24.8%	
Cobb/La Marche GRE	782	0.6%	
Write-in candidate(s)	769	0.6%	
Badnarik/Campagna LIB	764	0.6%	
Peltier/Jordan PAF	404	0.3%	
Peroutka/Baldwin AIP	327	0.3%	

*United States Senator*

Complete Precincts:	279	of	279
Under Votes:	2,908		
Over Votes:	103		
Barbara Boxer DEM	84,840	70.5%	
Bill Jones REP	28,239	23.5%	
Marsha Feinland PAF	3,329	2.8%	
James P. 'Jim' Gray LIB	2,796	2.3%	
Don J. Grundmann AIP	995	0.8%	
Write-in candidate(s)	65	0.1%	

*U. S. Congress*  
*14th District*

Complete Precincts:	123	of	123
Under Votes:	1,810		
Over Votes:	11		
Anna G. Eshoo DEM	23,515	64.6%	
Chris Haugen REP	10,904	29.9%	
Brian Holtz LIB	1,960	5.4%	
Write-in candidate(s)	37	0.1%	

*U. S. Congress*  
*17th District*

Complete Precincts:	156	of	156
Under Votes:	3,122		
Over Votes:	50		
Sam Farr DEM	61,233	74.8%	
Mark Risley REP	15,759	19.2%	
Ray Glock-Grueneich GRE	2,175	2.7%	
Joe Williams PAF	1,492	1.8%	
Joel Smolen LIB	1,143	1.4%	
Write-in candidate(s)	64	0.1%	

*State Senator*  
*11th District*

Complete Precincts:	134	of	134
Under Votes:	6,668		
Over Votes:	25		
Joe Simitian DEM	51,774	74.2%	
Jon Zellhoefer REP	14,229	20.4%	
Allen M. Rice LIB	3,686	5.3%	
Write-in candidate(s)	84	0.1%	

*State Senator*  
*15th District*

Complete Precincts:	145	of	145
Under Votes:	2,102		
Over Votes:	48		
Peg Pinard DEM	23,311	52.2%	
Abel Maldonado REP	18,935	42.4%	
Brook Madsen GRE	2,343	5.2%	
Write-in candidate(s)	70	0.2%	

*State Assembly*  
*27th District*

Complete Precincts:	239	of	239
Under Votes:	8,430		
Over Votes:	19		
John Laird DEM	75,362	75.2%	
Jack D. Barlich REP	24,693	24.6%	
Write-in candidate(s)	137	0.1%	

*State Assembly*  
*28th District*

Complete Precincts:	40	of	40
Under Votes:	744		
Over Votes:	9		
Simon Salinas DEM	10,100	72.8%	
Bob Perkins REP	3,763	27.1%	
Write-in candidate(s)	18	0.1%	

*County Board Of*  
*Education - Area 3*

Complete Precincts:	43	of	43
Under Votes:	6,861		
Over Votes:	8		
Arnold Levine	8,110	50.6%	
Ward Edward Alksne	7,845	49.0%	
Write-in candidate(s)	60	0.4%	

*West Valley Com College*  
*Board Member - Area 2*  
Number To Vote For: 2

Complete Precincts:	7	of	7
Under Votes:	2,946		
Over Votes:	0		
Robert T. Owens	1,112	40.6%	
Christopher R. Stampolis	1,094	40.0%	
Ronald Stasiak	523	19.1%	
Write-in candidate(s)	9	0.3%	



**FINAL OFFICIAL RESULTS**  
**Cumulative Totals**

*West Valley Com College*  
*Board Member - Area 3*  
Number To Vote For: 2

Complete Precincts:	7 of 7		
Under Votes:	3,310		
Over Votes:	1		
Chris C. Constantin	972	41.0%	
Joy Atkins	776	32.7%	
Frank Jewett	608	25.6%	
Write-in candidate(s)	16	0.7%	

*San Lorenzo Valley Schl*  
*Board Member - Area 5*

Complete Precincts:	38 of 38		
Under Votes:	2,704		
Over Votes:	8		
Linnea M. (Lea) Dakota	6,501	56.6%	
Karl Bergmann	4,957	43.1%	
Write-in candidate(s)	34	0.3%	

*Pajaro Valley Unified*  
*Board Member - Area 2*

Complete Precincts:	18 of 18		
Under Votes:	579		
Over Votes:	11		
Doug Keegan	1,687	35.2%	
Georgia Lynn Acosta	1,597	33.3%	
David Mares	1,503	31.3%	
Write-in candidate(s)	12	0.3%	

*Pajaro Valley Unified*  
*Board Member - Area 3*

Complete Precincts:	3 of 3		
Under Votes:	48		
Over Votes:	0		
Karen S. Osmundson	248	74.7%	
Daniel L. Hankemeier	80	24.1%	
Write-in candidate(s)	4	1.2%	

*Pajaro Valley Unified*  
*Board Member - Area 6*

Complete Precincts:	17 of 17		
Under Votes:	570		
Over Votes:	2		
Sandra Nichols	2,488	60.0%	
Anastacio Andrade	1,647	39.7%	
Write-in candidate(s)	12	0.3%	

*Los Gatos-Saratoga Union*  
*High Schl - Board Member*  
Number To Vote For: 2

Complete Precincts:	8 of 8		
Under Votes:	2,364		
Over Votes:	6		
Lorrie Wernick	1,082	32.1%	
Rosemary Rossi	729	21.6%	
Steven Kahl	672	19.9%	
Michele van Zuiden	517	15.3%	
Carol Barmeier	361	10.7%	
Write-in candidate(s)	9	0.3%	

*Santa Cruz City Schools*  
*Area 1 (inside City)*

Complete Precincts:	114 of 114		
Under Votes:	19,831		
Over Votes:	25		
Ken Wagman	28,889	67.9%	
John W. Wasserburger	13,470	31.7%	
Write-in candidate(s)	176	0.4%	

*Scotts Valley Unified*  
*Board Member*  
Number To Vote For: 3

Complete Precincts:	27 of 27		
Under Votes:	9,201		
Over Votes:	19		
Sue Roth	5,369	26.7%	
Joseph W. Espinola, Jr.	4,780	23.7%	
Chuck Walker	4,496	22.3%	
Michael L. Smith	2,827	14.0%	
Carole Harris	2,659	13.2%	
Write-in candidate(s)	14	0.1%	

*Aromas-San Juan School*  
*Board Member*  
Number To Vote For: 3

Complete Precincts:	1 of 1		
Under Votes:	52		
Over Votes:	0		
Bonnie Mahler	28	25.5%	
Leslie Austin	18	16.4%	
Rachel Ponce	17	15.5%	
Sylvia Rios-Metcalf	17	15.5%	
Paul Goodman	16	14.5%	
Donald M. Clark	14	12.7%	
Write-in candidate(s)	0	0.0%	

*Bonny Doon Elementary*  
*Board Member*  
Number To Vote For: 2

Complete Precincts:	5 of 5		
Under Votes:	1,472		
Over Votes:	1		
Lisa J. Palm	740	33.0%	
Michael Zucker	546	24.4%	
Michelle Whitesell	537	24.0%	
Frank Wylie	418	18.6%	
Write-in candidate(s)	1	0.0%	

*Live Oak Elementary*  
*Board Member*  
Number To Vote For: 2

Complete Precincts:	14 of 14		
Under Votes:	9,984		
Over Votes:	22		
Susan King Mc Clain	4,113	37.0%	
Bernard 'Barney' Bricmont	2,601	23.4%	
James D. Bresnahan	2,339	21.0%	
Charlie Rous	2,052	18.4%	
Write-in candidate(s)	21	0.2%	



# FINAL OFFICIAL RESULTS

## Cumulative Totals

<i>Loma Prieta Union Elem.</i>			
<i>Board Member</i>			
Number To Vote For: 2			
Complete Precincts:	5	of 5	
Under Votes:	1,558		
Over Votes:	1		
Patricia K. H. Rasmussen	998	36.5%	
Lydia Dobyns	796	29.1%	
Patrick (Pat) McEntee	550	20.1%	
Randy Weeton	385	14.1%	
Write-in candidate(s)	3	0.1%	

<i>Soquel Union Elementary</i>			
<i>Board Member</i>			
Number To Vote For: 3			
Complete Precincts:	29	of 29	
Under Votes:	21,604		
Over Votes:	5		
Judy Mc Gooden	6,339	30.1%	
Kevin G. Mc Gibben	6,338	30.1%	
Ted Donnelly	5,525	26.2%	
Keith P. Cahalen	2,806	13.3%	
Write-in candidate(s)	51	0.2%	

<i>County Supervisor</i>			
<i>5th District</i>			
Complete Precincts:	71	of 71	
Under Votes:	4,037		
Over Votes:	16		
Mark W. Stone	13,680	57.2%	
Stephany E. Aguilar	10,210	42.7%	
Write-in candidate(s)	44	0.2%	

<i>City of Capitola</i>			
<i>Councilmember</i>			
Number To Vote For: 2			
Complete Precincts:	8	of 8	
Under Votes:	3,059		
Over Votes:	46		
Kirby Nicol	1,617	22.5%	
Michael V. Termini	1,596	22.2%	
Daniel Passino	1,433	19.9%	
Colleen Corrigan-Armstro	1,309	18.2%	
Richard Halterman	734	10.2%	
Jacques Bertrand	486	6.8%	
Write-in candidate(s)	14	0.2%	

<i>City of Capitola</i>			
<i>Treasurer</i>			
Complete Precincts:	8	of 8	
Under Votes:	1,848		
Over Votes:	0		
Robert 'Bob' Begun	3,272	98.5%	
Write-in candidate(s)	50	1.5%	

<i>City of Santa Cruz</i>			
<i>Councilmember</i>			
Number To Vote For: 4			
Complete Precincts:	43	of 43	
Under Votes:	38,011		
Over Votes:	72		
Emily Reilly	18,475	20.5%	
Ryan Coonerty	17,379	19.3%	
Tony Madrigal	13,227	14.7%	
Ed Porter	12,466	13.8%	
Scott Kennedy	11,898	13.2%	
Mark Primack	11,372	12.6%	
Mark Fogel	5,072	5.6%	
Write-in candidate(s)	288	0.3%	

<i>City of Scotts Valley</i>			
<i>Councilmember</i>			
Number To Vote For: 3			
Complete Precincts:	8	of 8	
Under Votes:	5,596		
Over Votes:	5		
Dene Bustichi	3,879	29.7%	
Randy Johnson	3,796	29.1%	
Cliff Barrett	2,849	21.8%	
Debbie Muth	2,527	19.4%	
Write-in candidate(s)	7	0.1%	

<i>City of Watsonville</i>			
<i>Council - Dist 1</i>			
Complete Precincts:	2	of 2	
Under Votes:	41		
Over Votes:	3		
Manuel Q. Bersamin	386	58.2%	
Gabriel Gonzalez	274	41.3%	
Write-in candidate(s)	3	0.5%	

<i>City of Watsonville</i>			
<i>Council- Dist 2</i>			
Complete Precincts:	2	of 2	
Under Votes:	31		
Over Votes:	1		
Oscar A. Rios	501	67.8%	
Richard De La Paz, Jr	236	31.9%	
Write-in candidate(s)	2	0.3%	

<i>City of Watsonville</i>			
<i>Council- Dist 6</i>			
Complete Precincts:	5	of 5	
Under Votes:	370		
Over Votes:	2		
Judy Doering-Nielsen	1,303	95.7%	
Write-in candidate(s)	59	4.3%	

<i>Aptos/La Selva Fire</i>			
<i>Director</i>			
Number To Vote For: 3			
Complete Precincts:	23	of 23	
Under Votes:	16,002		
Over Votes:	23		
Marilyn J. Ramos	8,326	32.3%	
Michael Weatherford	6,429	25.0%	
David Barbin	4,793	18.6%	
Park Cuseo	4,266	16.6%	
Chuck Anderson	1,910	7.4%	
Write-in candidate(s)	16	0.1%	

<i>Ben Lomond Fire</i>			
<i>Director</i>			
Number To Vote For: 2			
Complete Precincts:	5	of 5	
Under Votes:	1,931		
Over Votes:	1		
Roger 'Boots' Lee	1,506	36.8%	
William 'Biff' Beltz	1,306	31.9%	
Robert B. Hampson	1,276	31.1%	
Write-in candidate(s)	9	0.2%	



**FINAL OFFICIAL RESULTS**  
**Cumulative Totals**

**Pajaro Valley Fire**  
*Director*  
Number To Vote For: 3

Complete Precincts:	21	of 21
Under Votes:	7,025	
Over Votes:	2	
Pablo Andres Barreto	2,679	32.8%
Bob Stokes	1,927	23.6%
Joan E. Peros	1,814	22.2%
Russell Farnam	1,737	21.3%
Write-in candidate(s)	7	0.1%

**San Lorenzo Valley Water**  
*Director*  
Number To Vote For: 2

Complete Precincts:	33	of 33
Under Votes:	5,794	
Over Votes:	51	
David Ross	4,928	31.7%
Jim Nelson	4,884	31.5%
Gordon Stewart, Jr	2,583	16.6%
Paul Storm	1,885	12.1%
Dan Terrell	1,222	7.9%
Write-in candidate(s)	26	0.2%

**Boulder Creek Recreation**  
*Director*  
Number To Vote For: 3

Complete Precincts:	9	of 9
Under Votes:	6,306	
Over Votes:	7	
Eric C. Hammer	2,606	27.2%
Heidi Lindsay	2,145	22.4%
April M. Terrell	1,694	17.7%
Thetis Sammons	1,690	17.6%
Eric P. Barbour	1,412	14.7%
Write-in candidate(s)	29	0.3%

**Santa Cruz Port District**  
*Commissioner*  
Number To Vote For: 3

Complete Precincts:	75	of 75
Under Votes:	80,527	
Over Votes:	86	
Bill Lee	19,927	28.5%
Ron Merrall	19,787	28.3%
Jim Thoits	14,808	21.2%
Lou Mata	11,434	16.3%
Paul J. Cogswell	3,813	5.5%
Write-in candidate(s)	181	0.3%

**1A-Local Government**  
*Finance - Maj to pass*

Complete Precincts:	279	of 279
Under Votes:	12,458	
Over Votes:	65	
Yes	95,695	86.4%
No	15,057	13.6%

**59-Access to Gov.**  
*Info - Maj to pass*

Complete Precincts:	279	of 279
Under Votes:	11,941	
Over Votes:	57	
Yes	98,101	88.2%
No	13,176	11.8%

**60-Election Rights of**  
*Pol Parties - Maj*

Complete Precincts:	279	of 279
Under Votes:	17,914	
Over Votes:	140	
Yes	71,792	68.2%
No	33,429	31.8%

**60A-Surplus Property.**  
*- Maj to pass*

Complete Precincts:	279	of 279
Under Votes:	16,830	
Over Votes:	95	
Yes	76,011	71.8%
No	29,905	28.2%

**61-Children's Hospital**  
*Grants/Bonds. Init Maj*

Complete Precincts:	279	of 279
Under Votes:	10,562	
Over Votes:	77	
Yes	71,823	64.0%
No	40,379	36.0%

**62-Elections. Primaries.**  
*Initiative - Maj to pass*

Complete Precincts:	279	of 279
Under Votes:	13,172	
Over Votes:	139	
Yes	52,899	48.3%
No	56,631	51.7%

**63-Mental Health**  
*Funding. Initiative Maj*

Complete Precincts:	279	of 279
Under Votes:	8,271	
Over Votes:	103	
Yes	75,122	65.6%
No	39,345	34.4%

**64-Unfair Business Comp.**  
*Laws. Initiative - Maj*

Complete Precincts:	279	of 279
Under Votes:	13,313	
Over Votes:	142	
Yes	52,471	48.0%
No	56,915	52.0%

**65-Local Govt. Funds**  
*Revenues. Init - Maj.*

Complete Precincts:	279	of 279
Under Votes:	23,111	
Over Votes:	117	
Yes	37,227	37.4%
No	62,386	62.6%





# FINAL OFFICIAL RESULTS

## Cumulative Totals

<p><i>66-Limits on "3-Strikes" Law. Initiative - Maj</i></p> <table style="width: 100%; border-collapse: collapse;"> <tr><td style="text-align: right;">Complete Precincts:</td><td style="text-align: right;">279</td><td style="text-align: right;">of 279</td></tr> <tr><td style="text-align: right;">Under Votes:</td><td style="text-align: right;">6,982</td><td></td></tr> <tr><td style="text-align: right;">Over Votes:</td><td style="text-align: right;">186</td><td></td></tr> <tr style="background-color: #f2f2f2;"><td style="text-align: right;">Yes</td><td style="text-align: right;">75,604</td><td style="text-align: right;">65.4%</td></tr> <tr><td style="text-align: right;">No</td><td style="text-align: right;">40,069</td><td style="text-align: right;">34.6%</td></tr> </table>	Complete Precincts:	279	of 279	Under Votes:	6,982		Over Votes:	186		Yes	75,604	65.4%	No	40,069	34.6%	<p><i>71-Stem Cell Research Bonds. Init - Maj.</i></p> <table style="width: 100%; border-collapse: collapse;"> <tr><td style="text-align: right;">Complete Precincts:</td><td style="text-align: right;">279</td><td style="text-align: right;">of 279</td></tr> <tr><td style="text-align: right;">Under Votes:</td><td style="text-align: right;">4,898</td><td></td></tr> <tr><td style="text-align: right;">Over Votes:</td><td style="text-align: right;">96</td><td></td></tr> <tr style="background-color: #f2f2f2;"><td style="text-align: right;">Yes</td><td style="text-align: right;">82,608</td><td style="text-align: right;">70.1%</td></tr> <tr><td style="text-align: right;">No</td><td style="text-align: right;">35,224</td><td style="text-align: right;">29.9%</td></tr> </table>	Complete Precincts:	279	of 279	Under Votes:	4,898		Over Votes:	96		Yes	82,608	70.1%	No	35,224	29.9%	<p><i>L - Santa Cruz. Mail Ballot Elections Maj.</i></p> <table style="width: 100%; border-collapse: collapse;"> <tr><td style="text-align: right;">Complete Precincts:</td><td style="text-align: right;">43</td><td style="text-align: right;">of 43</td></tr> <tr><td style="text-align: right;">Under Votes:</td><td style="text-align: right;">7,166</td><td></td></tr> <tr><td style="text-align: right;">Over Votes:</td><td style="text-align: right;">15</td><td></td></tr> <tr style="background-color: #f2f2f2;"><td style="text-align: right;">Yes</td><td style="text-align: right;">16,158</td><td style="text-align: right;">64.8%</td></tr> <tr><td style="text-align: right;">No</td><td style="text-align: right;">8,780</td><td style="text-align: right;">35.2%</td></tr> </table>	Complete Precincts:	43	of 43	Under Votes:	7,166		Over Votes:	15		Yes	16,158	64.8%	No	8,780	35.2%
Complete Precincts:	279	of 279																																													
Under Votes:	6,982																																														
Over Votes:	186																																														
Yes	75,604	65.4%																																													
No	40,069	34.6%																																													
Complete Precincts:	279	of 279																																													
Under Votes:	4,898																																														
Over Votes:	96																																														
Yes	82,608	70.1%																																													
No	35,224	29.9%																																													
Complete Precincts:	43	of 43																																													
Under Votes:	7,166																																														
Over Votes:	15																																														
Yes	16,158	64.8%																																													
No	8,780	35.2%																																													
<p><i>67-Medical Services Fund Phone Charge. Init - Maj</i></p> <table style="width: 100%; border-collapse: collapse;"> <tr><td style="text-align: right;">Complete Precincts:</td><td style="text-align: right;">279</td><td style="text-align: right;">of 279</td></tr> <tr><td style="text-align: right;">Under Votes:</td><td style="text-align: right;">12,385</td><td></td></tr> <tr><td style="text-align: right;">Over Votes:</td><td style="text-align: right;">100</td><td></td></tr> <tr style="background-color: #f2f2f2;"><td style="text-align: right;">Yes</td><td style="text-align: right;">42,483</td><td style="text-align: right;">38.5%</td></tr> <tr><td style="text-align: right;">No</td><td style="text-align: right;">67,873</td><td style="text-align: right;">61.5%</td></tr> </table>	Complete Precincts:	279	of 279	Under Votes:	12,385		Over Votes:	100		Yes	42,483	38.5%	No	67,873	61.5%	<p><i>72-Ref. Amend.to Health Care Coverage - Maj.</i></p> <table style="width: 100%; border-collapse: collapse;"> <tr><td style="text-align: right;">Complete Precincts:</td><td style="text-align: right;">279</td><td style="text-align: right;">of 279</td></tr> <tr><td style="text-align: right;">Under Votes:</td><td style="text-align: right;">8,277</td><td></td></tr> <tr><td style="text-align: right;">Over Votes:</td><td style="text-align: right;">99</td><td></td></tr> <tr style="background-color: #f2f2f2;"><td style="text-align: right;">Yes</td><td style="text-align: right;">65,377</td><td style="text-align: right;">57.1%</td></tr> <tr><td style="text-align: right;">No</td><td style="text-align: right;">49,073</td><td style="text-align: right;">42.9%</td></tr> </table>	Complete Precincts:	279	of 279	Under Votes:	8,277		Over Votes:	99		Yes	65,377	57.1%	No	49,073	42.9%	<p><i>M - Santa Cruz. Term Limit Clarification Maj.</i></p> <table style="width: 100%; border-collapse: collapse;"> <tr><td style="text-align: right;">Complete Precincts:</td><td style="text-align: right;">43</td><td style="text-align: right;">of 43</td></tr> <tr><td style="text-align: right;">Under Votes:</td><td style="text-align: right;">6,874</td><td></td></tr> <tr><td style="text-align: right;">Over Votes:</td><td style="text-align: right;">23</td><td></td></tr> <tr style="background-color: #f2f2f2;"><td style="text-align: right;">Yes</td><td style="text-align: right;">18,577</td><td style="text-align: right;">73.7%</td></tr> <tr><td style="text-align: right;">No</td><td style="text-align: right;">6,645</td><td style="text-align: right;">26.3%</td></tr> </table>	Complete Precincts:	43	of 43	Under Votes:	6,874		Over Votes:	23		Yes	18,577	73.7%	No	6,645	26.3%
Complete Precincts:	279	of 279																																													
Under Votes:	12,385																																														
Over Votes:	100																																														
Yes	42,483	38.5%																																													
No	67,873	61.5%																																													
Complete Precincts:	279	of 279																																													
Under Votes:	8,277																																														
Over Votes:	99																																														
Yes	65,377	57.1%																																													
No	49,073	42.9%																																													
Complete Precincts:	43	of 43																																													
Under Votes:	6,874																																														
Over Votes:	23																																														
Yes	18,577	73.7%																																													
No	6,645	26.3%																																													
<p><i>68-Tribal Gaming Renegotiation. Init - Maj</i></p> <table style="width: 100%; border-collapse: collapse;"> <tr><td style="text-align: right;">Complete Precincts:</td><td style="text-align: right;">279</td><td style="text-align: right;">of 279</td></tr> <tr><td style="text-align: right;">Under Votes:</td><td style="text-align: right;">9,826</td><td></td></tr> <tr><td style="text-align: right;">Over Votes:</td><td style="text-align: right;">134</td><td></td></tr> <tr style="background-color: #f2f2f2;"><td style="text-align: right;">Yes</td><td style="text-align: right;">14,356</td><td style="text-align: right;">12.7%</td></tr> <tr><td style="text-align: right;">No</td><td style="text-align: right;">98,525</td><td style="text-align: right;">87.3%</td></tr> </table>	Complete Precincts:	279	of 279	Under Votes:	9,826		Over Votes:	134		Yes	14,356	12.7%	No	98,525	87.3%	<p><i>H - West Valley Mission Bond Measure 55%</i></p> <table style="width: 100%; border-collapse: collapse;"> <tr><td style="text-align: right;">Complete Precincts:</td><td style="text-align: right;">7</td><td style="text-align: right;">of 7</td></tr> <tr><td style="text-align: right;">Under Votes:</td><td style="text-align: right;">390</td><td></td></tr> <tr><td style="text-align: right;">Over Votes:</td><td style="text-align: right;">0</td><td></td></tr> <tr style="background-color: #f2f2f2;"><td style="text-align: right;">Bonds Yes</td><td style="text-align: right;">1,386</td><td style="text-align: right;">56.5%</td></tr> <tr><td style="text-align: right;">Bonds No</td><td style="text-align: right;">1,065</td><td style="text-align: right;">43.5%</td></tr> </table>	Complete Precincts:	7	of 7	Under Votes:	390		Over Votes:	0		Bonds Yes	1,386	56.5%	Bonds No	1,065	43.5%	<p><i>N - Santa Cruz. Publish Ords on Internet - Maj.</i></p> <table style="width: 100%; border-collapse: collapse;"> <tr><td style="text-align: right;">Complete Precincts:</td><td style="text-align: right;">43</td><td style="text-align: right;">of 43</td></tr> <tr><td style="text-align: right;">Under Votes:</td><td style="text-align: right;">7,437</td><td></td></tr> <tr><td style="text-align: right;">Over Votes:</td><td style="text-align: right;">22</td><td></td></tr> <tr style="background-color: #f2f2f2;"><td style="text-align: right;">Yes</td><td style="text-align: right;">18,944</td><td style="text-align: right;">76.8%</td></tr> <tr><td style="text-align: right;">No</td><td style="text-align: right;">5,716</td><td style="text-align: right;">23.2%</td></tr> </table>	Complete Precincts:	43	of 43	Under Votes:	7,437		Over Votes:	22		Yes	18,944	76.8%	No	5,716	23.2%
Complete Precincts:	279	of 279																																													
Under Votes:	9,826																																														
Over Votes:	134																																														
Yes	14,356	12.7%																																													
No	98,525	87.3%																																													
Complete Precincts:	7	of 7																																													
Under Votes:	390																																														
Over Votes:	0																																														
Bonds Yes	1,386	56.5%																																													
Bonds No	1,065	43.5%																																													
Complete Precincts:	43	of 43																																													
Under Votes:	7,437																																														
Over Votes:	22																																														
Yes	18,944	76.8%																																													
No	5,716	23.2%																																													
<p><i>69-DNA Samples. Funding. Init - Maj.</i></p> <table style="width: 100%; border-collapse: collapse;"> <tr><td style="text-align: right;">Complete Precincts:</td><td style="text-align: right;">279</td><td style="text-align: right;">of 279</td></tr> <tr><td style="text-align: right;">Under Votes:</td><td style="text-align: right;">7,582</td><td></td></tr> <tr><td style="text-align: right;">Over Votes:</td><td style="text-align: right;">106</td><td></td></tr> <tr style="background-color: #f2f2f2;"><td style="text-align: right;">Yes</td><td style="text-align: right;">58,822</td><td style="text-align: right;">51.1%</td></tr> <tr><td style="text-align: right;">No</td><td style="text-align: right;">56,316</td><td style="text-align: right;">48.9%</td></tr> </table>	Complete Precincts:	279	of 279	Under Votes:	7,582		Over Votes:	106		Yes	58,822	51.1%	No	56,316	48.9%	<p><i>J - County Sales Tax Trans Improve 2/3</i></p> <table style="width: 100%; border-collapse: collapse;"> <tr><td style="text-align: right;">Complete Precincts:</td><td style="text-align: right;">279</td><td style="text-align: right;">of 279</td></tr> <tr><td style="text-align: right;">Under Votes:</td><td style="text-align: right;">6,941</td><td></td></tr> <tr><td style="text-align: right;">Over Votes:</td><td style="text-align: right;">125</td><td></td></tr> <tr style="background-color: #f2f2f2;"><td style="text-align: right;">Yes</td><td style="text-align: right;">50,024</td><td style="text-align: right;">43.3%</td></tr> <tr><td style="text-align: right;">No</td><td style="text-align: right;">65,628</td><td style="text-align: right;">56.7%</td></tr> </table>	Complete Precincts:	279	of 279	Under Votes:	6,941		Over Votes:	125		Yes	50,024	43.3%	No	65,628	56.7%	<p><i>O - Santa Cruz. City Clerk Preserve Recs Maj.</i></p> <table style="width: 100%; border-collapse: collapse;"> <tr><td style="text-align: right;">Complete Precincts:</td><td style="text-align: right;">43</td><td style="text-align: right;">of 43</td></tr> <tr><td style="text-align: right;">Under Votes:</td><td style="text-align: right;">7,460</td><td></td></tr> <tr><td style="text-align: right;">Over Votes:</td><td style="text-align: right;">9</td><td></td></tr> <tr style="background-color: #f2f2f2;"><td style="text-align: right;">Yes</td><td style="text-align: right;">21,258</td><td style="text-align: right;">86.2%</td></tr> <tr><td style="text-align: right;">No</td><td style="text-align: right;">3,392</td><td style="text-align: right;">13.8%</td></tr> </table>	Complete Precincts:	43	of 43	Under Votes:	7,460		Over Votes:	9		Yes	21,258	86.2%	No	3,392	13.8%
Complete Precincts:	279	of 279																																													
Under Votes:	7,582																																														
Over Votes:	106																																														
Yes	58,822	51.1%																																													
No	56,316	48.9%																																													
Complete Precincts:	279	of 279																																													
Under Votes:	6,941																																														
Over Votes:	125																																														
Yes	50,024	43.3%																																													
No	65,628	56.7%																																													
Complete Precincts:	43	of 43																																													
Under Votes:	7,460																																														
Over Votes:	9																																														
Yes	21,258	86.2%																																													
No	3,392	13.8%																																													
<p><i>70-Tribal Gaming Compacts. Init - Maj.</i></p> <table style="width: 100%; border-collapse: collapse;"> <tr><td style="text-align: right;">Complete Precincts:</td><td style="text-align: right;">279</td><td style="text-align: right;">of 279</td></tr> <tr><td style="text-align: right;">Under Votes:</td><td style="text-align: right;">9,367</td><td></td></tr> <tr><td style="text-align: right;">Over Votes:</td><td style="text-align: right;">114</td><td></td></tr> <tr style="background-color: #f2f2f2;"><td style="text-align: right;">Yes</td><td style="text-align: right;">25,418</td><td style="text-align: right;">22.4%</td></tr> <tr><td style="text-align: right;">No</td><td style="text-align: right;">87,927</td><td style="text-align: right;">77.6%</td></tr> </table>	Complete Precincts:	279	of 279	Under Votes:	9,367		Over Votes:	114		Yes	25,418	22.4%	No	87,927	77.6%	<p><i>K - County Initiative. 911 Fee Repeal Maj.</i></p> <table style="width: 100%; border-collapse: collapse;"> <tr><td style="text-align: right;">Complete Precincts:</td><td style="text-align: right;">199</td><td style="text-align: right;">of 199</td></tr> <tr><td style="text-align: right;">Under Votes:</td><td style="text-align: right;">9,218</td><td></td></tr> <tr><td style="text-align: right;">Over Votes:</td><td style="text-align: right;">58</td><td></td></tr> <tr style="background-color: #f2f2f2;"><td style="text-align: right;">Yes</td><td style="text-align: right;">17,180</td><td style="text-align: right;">28.8%</td></tr> <tr><td style="text-align: right;">No</td><td style="text-align: right;">42,430</td><td style="text-align: right;">71.2%</td></tr> </table>	Complete Precincts:	199	of 199	Under Votes:	9,218		Over Votes:	58		Yes	17,180	28.8%	No	42,430	71.2%	<p><i>P - Capitola. 1/4 cent Sales Tax - Maj</i></p> <table style="width: 100%; border-collapse: collapse;"> <tr><td style="text-align: right;">Complete Precincts:</td><td style="text-align: right;">8</td><td style="text-align: right;">of 8</td></tr> <tr><td style="text-align: right;">Under Votes:</td><td style="text-align: right;">391</td><td></td></tr> <tr><td style="text-align: right;">Over Votes:</td><td style="text-align: right;">3</td><td></td></tr> <tr style="background-color: #f2f2f2;"><td style="text-align: right;">Yes</td><td style="text-align: right;">2,855</td><td style="text-align: right;">59.8%</td></tr> <tr><td style="text-align: right;">No</td><td style="text-align: right;">1,921</td><td style="text-align: right;">40.2%</td></tr> </table>	Complete Precincts:	8	of 8	Under Votes:	391		Over Votes:	3		Yes	2,855	59.8%	No	1,921	40.2%
Complete Precincts:	279	of 279																																													
Under Votes:	9,367																																														
Over Votes:	114																																														
Yes	25,418	22.4%																																													
No	87,927	77.6%																																													
Complete Precincts:	199	of 199																																													
Under Votes:	9,218																																														
Over Votes:	58																																														
Yes	17,180	28.8%																																													
No	42,430	71.2%																																													
Complete Precincts:	8	of 8																																													
Under Votes:	391																																														
Over Votes:	3																																														
Yes	2,855	59.8%																																													
No	1,921	40.2%																																													



**FINAL OFFICIAL RESULTS**  
**Cumulative Totals**

*Q - Watsonville 1/4 cent Sales Tax - Maj.*

Complete Precincts:	21	of 21	
Under Votes:	435		
Over Votes:	28		
Yes	3,661		37.1%
No	6,198		62.9%

*R - Watsonville. Sales Tax Advisory - Maj.*

Complete Precincts:	21	of 21	
Under Votes:	1,172		
Over Votes:	14		
Yes	6,647		72.8%
No	2,489		27.2%

*S - Watsonville. Low Rent Housing - Maj*

Complete Precincts:	21	of 21	
Under Votes:	1,239		
Over Votes:	13		
Yes	4,813		53.1%
No	4,257		46.9%

*T - Watsonville. 911 Fee Repeal. Init - Maj.*

Complete Precincts:	21	of 21	
Under Votes:	888		
Over Votes:	14		
Yes	3,516		37.3%
No	5,904		62.7%

*U - Ben Lomond Fire Board Expansion - Maj*

Complete Precincts:	5	of 5	
Under Votes:	377		
Over Votes:	5		
Yes	1,958		74.4%
No	673		25.6%

*Ben Lomond Fire Director, New Seats*  
Number To Vote For: 2

Complete Precincts:	5	of 5	
Under Votes:	2,405		
Over Votes:	1		
Mary L. Clark	1,954		54.0%
Dave H. Bingham	1,653		45.7%
Write-in candidate(s)	12		0.3%





**SEMIFINAL OFFICIAL RESULTS**  
Cumulative Totals

*Registration and Turnout*  
County of Santa Cruz

Complete Precincts:	279	of	279
---------------------	-----	----	-----

Total Registered Voters	148,185		
Precinct Registration	148,185		
Precinct Ballots Cast	71,648	48.4%	
Absentee Ballots Cast	31,144	21.0%	
Total Ballots Cast	102,792	69.4%	

*President*  
*And Vice President*

Complete Precincts:	279	of	279
Under Votes:	577		
Over Votes:	126		

Kerry/Edwards DEM	74,302	72.8%
Bush/Cheney REP	25,297	24.8%
Cobb/La Marche GRE	634	0.6%
Badnarik/Campagna LIB	629	0.6%
Write-in candidate(s)	624	0.6%
Peltier/Jordan PAF	317	0.3%
Peroutka/Baldwin AIP	286	0.3%

*United States Senator*

Complete Precincts:	279	of	279
Under Votes:	2,322		
Over Votes:	64		

Barbara Boxer DEM	71,024	70.7%
Bill Jones REP	23,618	23.5%
Marsha Feinland PAF	2,614	2.6%
James P. 'Jim' Gray LIB	2,285	2.3%
Don J. Grundmann AIP	817	0.8%
Write-in candidate(s)	48	0.0%

*U. S. Congress*  
*14th District*

Complete Precincts:	123	of	123
Under Votes:	1,332		
Over Votes:	7		

Anna G. Eshoo DEM	19,173	64.9%
Chris Haugen REP	8,831	29.9%
Brian Holtz LIB	1,535	5.2%
Write-in candidate(s)	26	0.1%

*U. S. Congress*  
*17th District*

Complete Precincts:	156	of	156
Under Votes:	2,489		
Over Votes:	33		

Sam Farr DEM	51,820	74.7%
Mark Risley REP	13,556	19.5%
Ray Glock-Grueneich GRE	1,792	2.6%
Joe Williams PAF	1,195	1.7%
Joel Smolen LIB	959	1.4%
Write-in candidate(s)	44	0.1%

*State Senator*  
*11th District*

Complete Precincts:	134	of	134
Under Votes:	5,327		
Over Votes:	16		

Joe Simitian DEM	44,068	74.3%
Jon Zellhoefer REP	12,092	20.4%
Allen M. Rice LIB	3,047	5.1%
Write-in candidate(s)	65	0.1%

*State Senator*  
*15th District*

Complete Precincts:	145	of	145
Under Votes:	1,567		
Over Votes:	27		

Peg Pinard DEM	19,074	52.1%
Abel Maldonado REP	15,622	42.7%
Brook Madsen GRE	1,827	5.0%
Write-in candidate(s)	60	0.2%

*State Assembly*  
*27th District*

Complete Precincts:	239	of	239
Under Votes:	6,662		
Over Votes:	14		

John Laird DEM	63,246	75.3%
Jack D. Barlich REP	20,635	24.6%
Write-in candidate(s)	109	0.1%

*State Assembly*  
*28th District*

Complete Precincts:	40	of	40
Under Votes:	594		
Over Votes:	7		

Simon Salinas DEM	8,247	71.6%
Bob Perkins REP	3,261	28.3%
Write-in candidate(s)	17	0.1%

*County Board Of*  
*Education - Area 3*

Complete Precincts:	43	of	43
Under Votes:	5,822		
Over Votes:	9		

Arnold Levine	7,035	51.0%
Ward Edward Alksne	6,700	48.6%
Write-in candidate(s)	54	0.4%

*West Valley Com College*  
*Board Member - Area 2*  
Number To Vote For: 2

Complete Precincts:	7	of	7
Under Votes:	2,422		
Over Votes:	1		

Robert T. Owens	952	41.0%
Christopher R. Stampolis	923	39.8%
Ronald Stasiak	439	18.9%
Write-in candidate(s)	8	0.3%



**SEMIFINAL OFFICIAL RESULTS**  
**Cumulative Totals**

*West Valley Com College*  
*Board Member - Area 3*  
Number To Vote For: 2

Complete Precincts:	7	of 7
Under Votes:	2,722	
Over Votes:	1	
Chris C. Constantin	815	40.3%
Joy Atkins	664	32.8%
Frank Jewett	530	26.2%
Write-in candidate(s)	13	0.6%

*San Lorenzo Valley Schl*  
*Board Member - Area 5*

Complete Precincts:	38	of 38
Under Votes:	2,133	
Over Votes:	10	
Linnea M. (Lea) Dakota	5,375	56.6%
Karl Bergmann	4,094	43.1%
Write-in candidate(s)	27	0.3%

*Pajaro Valley Unified*  
*Board Member - Area 2*

Complete Precincts:	18	of 18
Under Votes:	443	
Over Votes:	9	
Doug Keegan	1,443	35.3%
Georgia Lynn Acosta	1,357	33.2%
David Mares	1,274	31.2%
Write-in candidate(s)	9	0.2%

*Pajaro Valley Unified*  
*Board Member - Area 3*

Complete Precincts:	3	of 3
Under Votes:	40	
Over Votes:	0	
Karen S. Osmundson	199	74.5%
Daniel L. Hankemeier	64	24.0%
Write-in candidate(s)	4	1.5%

*Pajaro Valley Unified*  
*Board Member - Area 6*

Complete Precincts:	17	of 17
Under Votes:	417	
Over Votes:	1	
Sandra Nichols	2,126	62.1%
Anastacio Andrade	1,286	37.6%
Write-in candidate(s)	9	0.3%

*Los Gatos-Saratoga Union*  
*High Schl - Board Member*  
Number To Vote For: 2

Complete Precincts:	8	of 8
Under Votes:	1,933	
Over Votes:	6	
Lorrie Wernick	930	32.7%
Rosemary Rossi	620	21.8%
Steven Kahl	556	19.5%
Michele van Zuiden	433	15.2%
Carol Barmeier	298	10.5%
Write-in candidate(s)	8	0.3%

*Santa Cruz City Schools*  
*Area 1 (inside City)*

Complete Precincts:	114	of 114
Under Votes:	16,382	
Over Votes:	15	
Ken Wagman	24,654	67.8%
John W. Wasserburger	11,534	31.7%
Write-in candidate(s)	155	0.4%

*Scotts Valley Unified*  
*Board Member*  
Number To Vote For: 3

Complete Precincts:	27	of 27
Under Votes:	7,066	
Over Votes:	20	
Sue Roth	4,182	26.4%
Joseph W. Espinola, Jr.	3,735	23.6%
Chuck Walker	3,559	22.5%
Michael L. Smith	2,210	14.0%
Carole Harris	2,123	13.4%
Write-in candidate(s)	9	0.1%

*Aromas-San Juan School*  
*Board Member*  
Number To Vote For: 3

Complete Precincts:	1	of 1
Under Votes:	18	
Over Votes:	0	
Bonnie Mahler	17	27.0%
Leslie Austin	11	17.5%
Donald M. Clark	10	15.9%
Paul Goodman	10	15.9%
Rachel Ponce	8	12.7%
Sylvia Rios-Metcalf	7	11.1%
Write-in candidate(s)	0	0.0%

*Bonny Doon Elementary*  
*Board Member*  
Number To Vote For: 2

Complete Precincts:	5	of 5
Under Votes:	1,259	
Over Votes:	2	
Lisa J. Palm	657	33.4%
Michael Zucker	475	24.1%
Michelle Whitesell	469	23.8%
Frank Wylie	366	18.6%
Write-in candidate(s)	0	0.0%

*Live Oak Elementary*  
*Board Member*  
Number To Vote For: 2

Complete Precincts:	14	of 14
Under Votes:	8,233	
Over Votes:	19	
Susan King Mc Clain	3,551	37.2%
Bernard 'Barney' Bricmont	2,240	23.5%
James D. Bresnahan	2,003	21.0%
Charlie Rous	1,725	18.1%
Write-in candidate(s)	16	0.2%



# SEMIFINAL OFFICIAL RESULTS

## Cumulative Totals

<i>Loma Prieta Union Elem.</i>			
<i>Board Member</i>			
Number To Vote For: 2			
Complete Precincts:	5	of 5	
Under Votes:	1,283		
Over Votes:	1		
Patricia K. H. Rasmussen	856	36.9%	
Lydia Dobyns	669	28.8%	
Patrick (Pat) McEntee	467	20.1%	
Randy Weeton	327	14.1%	
Write-in candidate(s)	2	0.1%	

<i>Soquel Union Elementary</i>			
<i>Board Member</i>			
Number To Vote For: 3			
Complete Precincts:	29	of 29	
Under Votes:	17,716		
Over Votes:	6		
Judy Mc Gooden	5,333	30.3%	
Kevin G. Mc Gibben	5,290	30.0%	
Ted Donnelly	4,628	26.3%	
Keith P. Cahalen	2,331	13.2%	
Write-in candidate(s)	42	0.2%	

<i>County Supervisor</i>			
<i>5th District</i>			
Complete Precincts:	71	of 71	
Under Votes:	3,158		
Over Votes:	12		
Mark W. Stone	11,246	57.5%	
Stephany E. Aguilar	8,283	42.3%	
Write-in candidate(s)	40	0.2%	

<i>City of Capitola</i>			
<i>Councilmember</i>			
Number To Vote For: 2			
Complete Precincts:	8	of 8	
Under Votes:	2,397		
Over Votes:	38		
Kirby Nicol	1,306	22.5%	
Michael V. Termini	1,303	22.5%	
Daniel Passino	1,177	20.3%	
Colleen Corrigan-Armstro	1,048	18.1%	
Richard Halterman	565	9.7%	
Jacques Bertrand	392	6.8%	
Write-in candidate(s)	10	0.2%	

<i>City of Capitola</i>			
<i>Treasurer</i>			
Complete Precincts:	8	of 8	
Under Votes:	1,455		
Over Votes:	0		
Robert 'Bob' Begun	2,637	98.3%	
Write-in candidate(s)	45	1.7%	

<i>City of Santa Cruz</i>			
<i>Councilmember</i>			
Number To Vote For: 4			
Complete Precincts:	43	of 43	
Under Votes:	32,312		
Over Votes:	62		
Emily Reilly	16,036	20.6%	
Ryan Coonerty	15,035	19.3%	
Tony Madrigal	11,490	14.7%	
Ed Porter	10,798	13.8%	
Scott Kennedy	10,228	13.1%	
Mark Primack	9,814	12.6%	
Mark Fogel	4,383	5.6%	
Write-in candidate(s)	232	0.3%	

<i>City of Scotts Valley</i>			
<i>Councilmember</i>			
Number To Vote For: 3			
Complete Precincts:	8	of 8	
Under Votes:	4,516		
Over Votes:	2		
Dene Bustichi	3,183	29.6%	
Randy Johnson	3,142	29.2%	
Cliff Barrett	2,350	21.9%	
Debbie Muth	2,073	19.3%	
Write-in candidate(s)	6	0.1%	

<i>City of Watsonville</i>			
<i>Council - Dist 1</i>			
Complete Precincts:	2	of 2	
Under Votes:	30		
Over Votes:	3		
Manuel Q. Bersamin	322	60.4%	
Gabriel Gonzalez	208	39.0%	
Write-in candidate(s)	3	0.6%	

<i>City of Watsonville</i>			
<i>Council- Dist 2</i>			
Complete Precincts:	2	of 2	
Under Votes:	21		
Over Votes:	0		
Oscar A. Rios	374	66.3%	
Richard De La Paz, Jr	188	33.3%	
Write-in candidate(s)	2	0.4%	

<i>City of Watsonville</i>			
<i>Council- Dist 6</i>			
Complete Precincts:	5	of 5	
Under Votes:	296		
Over Votes:	1		
Judy Doering-Nielsen	1,142	95.6%	
Write-in candidate(s)	53	4.4%	

<i>Aptos/La Selva Fire</i>			
<i>Director</i>			
Number To Vote For: 3			
Complete Precincts:	23	of 23	
Under Votes:	13,701		
Over Votes:	22		
Marilyn J. Ramos	7,362	32.2%	
Michael Weatherford	5,741	25.1%	
David Barbin	4,264	18.7%	
Park Cuseo	3,770	16.5%	
Chuck Anderson	1,688	7.4%	
Write-in candidate(s)	14	0.1%	

<i>Ben Lomond Fire</i>			
<i>Director</i>			
Number To Vote For: 2			
Complete Precincts:	5	of 5	
Under Votes:	1,644		
Over Votes:	1		
Roger 'Boots' Lee	1,320	37.1%	
Robert B. Hampson	1,118	31.4%	
William 'Biff' Beltz	1,114	31.3%	
Write-in candidate(s)	8	0.2%	



**SEMIFINAL OFFICIAL RESULTS**  
**Cumulative Totals**

**Pajaro Valley Fire**  
*Director*  
Number To Vote For: 3

Complete Precincts:	21	of 21
Under Votes:	5,551	
Over Votes:	3	
Pablo Andres Barreto	2,180	32.4%
Bob Stokes	1,623	24.1%
Joan E. Peros	1,487	22.1%
Russell Farnam	1,434	21.3%
Write-in candidate(s)	4	0.1%

**San Lorenzo Valley Water**  
*Director*  
Number To Vote For: 2

Complete Precincts:	33	of 33
Under Votes:	4,670	
Over Votes:	51	
David Ross	4,055	31.7%
Jim Nelson	4,019	31.5%
Gordon Stewart, Jr	2,129	16.7%
Paul Storm	1,541	12.1%
Dan Terrell	1,010	7.9%
Write-in candidate(s)	20	0.2%

**Boulder Creek Recreation**  
*Director*  
Number To Vote For: 3

Complete Precincts:	9	of 9
Under Votes:	5,343	
Over Votes:	4	
Eric C. Hammer	2,254	27.3%
Heidi Lindsay	1,852	22.4%
April M. Terrell	1,459	17.6%
Thetis Sammons	1,454	17.6%
Eric P. Barbour	1,227	14.8%
Write-in candidate(s)	22	0.3%

**Santa Cruz Port District**  
*Commissioner*  
Number To Vote For: 3

Complete Precincts:	75	of 75
Under Votes:	68,084	
Over Votes:	73	
Ron Merrall	17,144	28.5%
Bill Lee	17,131	28.4%
Jim Thoits	12,786	21.2%
Lou Mata	9,778	16.2%
Paul J. Cogswell	3,267	5.4%
Write-in candidate(s)	147	0.2%

**1A-Local Government**  
*Finance - Maj to pass*

Complete Precincts:	279	of 279
Under Votes:	9,985	
Over Votes:	52	
Yes	80,098	86.4%
No	12,657	13.6%

**59-Access to Gov.**  
*Info - Maj to pass*

Complete Precincts:	279	of 279
Under Votes:	9,578	
Over Votes:	43	
Yes	82,286	88.3%
No	10,885	11.7%

**60-Election Rights of**  
*Pol Parties - Maj*

Complete Precincts:	279	of 279
Under Votes:	14,453	
Over Votes:	91	
Yes	60,324	68.4%
No	27,924	31.6%

**60A-Surplus Property.**  
*- Maj to pass*

Complete Precincts:	279	of 279
Under Votes:	13,819	
Over Votes:	61	
Yes	63,834	71.8%
No	25,016	28.2%

**61-Children's Hospital**  
*Grants/Bonds. Init Maj*

Complete Precincts:	279	of 279
Under Votes:	8,652	
Over Votes:	55	
Yes	59,914	63.7%
No	34,109	36.3%

**62-Elections. Primaries.**  
*Initiative - Maj to pass*

Complete Precincts:	279	of 279
Under Votes:	10,844	
Over Votes:	101	
Yes	44,022	48.0%
No	47,763	52.0%

**63-Mental Health**  
*Funding. Initiative Maj*

Complete Precincts:	279	of 279
Under Votes:	6,809	
Over Votes:	72	
Yes	62,773	65.5%
No	33,076	34.5%

**64-Unfair Business Comp.**  
*Laws. Initiative - Maj*

Complete Precincts:	279	of 279
Under Votes:	10,923	
Over Votes:	103	
Yes	43,932	47.9%
No	47,772	52.1%

**65-Local Govt. Funds**  
*Revenues. Init - Maj.*

Complete Precincts:	279	of 279
Under Votes:	19,019	
Over Votes:	113	
Yes	31,268	37.4%
No	52,330	62.6%



**SEMIFINAL OFFICIAL RESULTS**  
Cumulative Totals

*66-Limits on "3-Strikes"  
Law. Initiative - Maj*

Complete Precincts:	279	of 279	
Under Votes:	5,787		
Over Votes:	129		
Yes	63,386	65.5%	
No	33,428	34.5%	

*71-Stem Cell Research  
Bonds. Init - Maj.*

Complete Precincts:	279	of 279	
Under Votes:	3,925		
Over Votes:	72		
Yes	69,360	70.3%	
No	29,272	29.7%	

*L - Santa Cruz. Mail  
Ballot Elections Maj.*

Complete Precincts:	43	of 43	
Under Votes:	6,118		
Over Votes:	9		
Yes	13,817	64.2%	
No	7,700	35.8%	

*67-Medical Services Fund  
Phone Charge. Init - Maj*

Complete Precincts:	279	of 279	
Under Votes:	10,301		
Over Votes:	77		
Yes	35,555	38.5%	
No	56,797	61.5%	

*72-Ref. Amend.to Health  
Care Coverage - Maj.*

Complete Precincts:	279	of 279	
Under Votes:	6,744		
Over Votes:	78		
Yes	54,710	57.1%	
No	41,097	42.9%	

*M - Santa Cruz. Term  
Limit Clarification Maj.*

Complete Precincts:	43	of 43	
Under Votes:	5,855		
Over Votes:	20		
Yes	15,987	73.4%	
No	5,782	26.6%	

*68-Tribal Gaming  
Renegotiation.Init - Maj*

Complete Precincts:	279	of 279	
Under Votes:	8,051		
Over Votes:	107		
Yes	11,934	12.6%	
No	82,638	87.4%	

*H - West Valley Mission  
Bond Measure 55%*

Complete Precincts:	7	of 7	
Under Votes:	302		
Over Votes:	0		
Bonds Yes	1,157	55.9%	
Bonds No	913	44.1%	

*N - Santa Cruz. Publish  
Ords on Internet - Maj.*

Complete Precincts:	43	of 43	
Under Votes:	6,326		
Over Votes:	15		
Yes	16,298	76.5%	
No	5,005	23.5%	

*69-DNA Samples.  
Funding. Init - Maj.*

Complete Precincts:	279	of 279	
Under Votes:	6,211		
Over Votes:	81		
Yes	49,417	51.3%	
No	46,920	48.7%	

*J - County Sales Tax  
Trans Improve 2/3*

Complete Precincts:	279	of 279	
Under Votes:	5,741		
Over Votes:	87		
Yes	41,420	42.8%	
No	55,371	57.2%	

*O - Santa Cruz. City  
Clerk Preserve Recs Maj.*

Complete Precincts:	43	of 43	
Under Votes:	6,358		
Over Votes:	8		
Yes	18,316	86.1%	
No	2,962	13.9%	

*70-Tribal Gaming  
Compacts. Init - Maj.*

Complete Precincts:	279	of 279	
Under Votes:	7,589		
Over Votes:	87		
Yes	21,282	22.4%	
No	73,671	77.6%	

*K - County Initiative.  
911 Fee Repeal Maj.*

Complete Precincts:	199	of 199	
Under Votes:	7,395		
Over Votes:	61		
Yes	14,337	28.8%	
No	35,365	71.2%	

*P - Capitola. 1/4 cent  
Sales Tax - Maj*

Complete Precincts:	8	of 8	
Under Votes:	295		
Over Votes:	2		
Yes	2,291	59.7%	
No	1,549	40.3%	





# SEMIFINAL OFFICIAL RESULTS

## Cumulative Totals

*Q - Watsonville 1/4 cent  
Sales Tax - Maj.*

Complete Precincts:	21	of 21
Under Votes:	364	
Over Votes:	23	
Yes	3,047	37.2%
No	5,146	62.8%

*R - Watsonville. Sales  
Tax Advisory - Maj.*

Complete Precincts:	21	of 21
Under Votes:	978	
Over Votes:	5	
Yes	5,512	72.6%
No	2,085	27.4%

*S - Watsonville. Low  
Rent Housing - Maj*

Complete Precincts:	21	of 21
Under Votes:	1,014	
Over Votes:	10	
Yes	3,922	51.9%
No	3,634	48.1%

*T - Watsonville. 911  
Fee Repeal. Init - Maj.*

Complete Precincts:	21	of 21
Under Votes:	730	
Over Votes:	19	
Yes	2,910	37.2%
No	4,921	62.8%

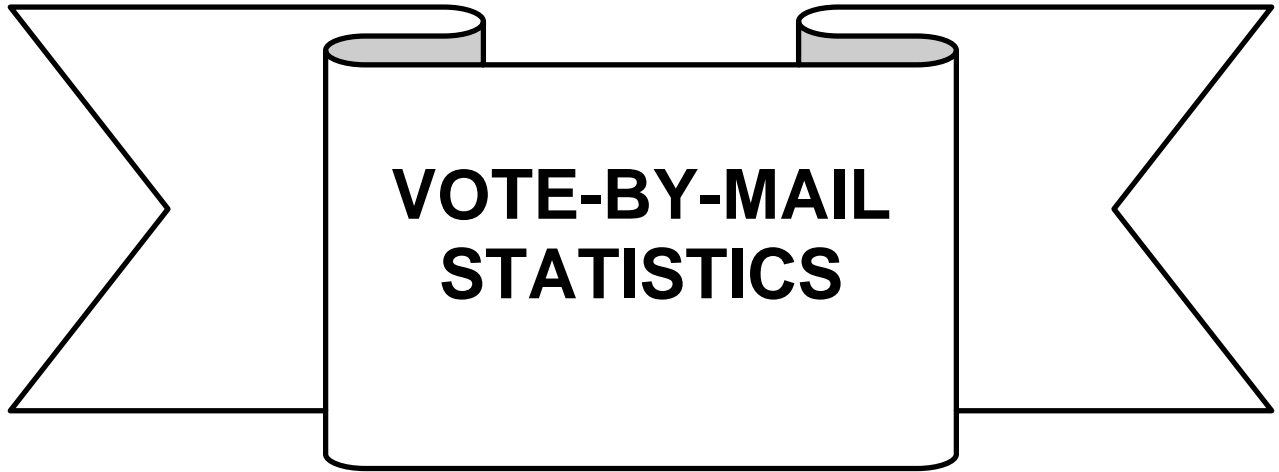
*U - Ben Lomond Fire  
Board Expansion - Maj*

Complete Precincts:	5	of 5
Under Votes:	318	
Over Votes:	4	
Yes	1,694	74.4%
No	583	25.6%

*Ben Lomond Fire  
Director, New Seats*

Number To Vote For: 2

Complete Precincts:	5	of 5
Under Votes:	2,063	
Over Votes:	1	
Mary L. Clark	1,690	53.9%
Dave H. Bingham	1,434	45.8%
Write-in candidate(s)	9	0.3%



**VOTE-BY-MAIL  
STATISTICS**



# Cumulative Ballots Issued By Voting Precinct

for Presidential General Election - 11/02/2004

## Ballot Issue Type:

	2nd - Counter	Counter	Fed Only	Mail	Mail Pct	Military	Overseas	Perm AV	Total
0001001	0	1	0	0	36	0	0	2	39
0001002	14	55	9	147	0	2	10	258	495
0001004	0	0	0	0	15	0	0	0	15
0001005	16	45	2	106	0	1	3	246	419
0001006	12	47	5	86	0	2	4	229	385
0001007	3	1	0	2	87	0	0	0	93
0001008	5	35	4	91	0	1	2	200	338
0001009	4	31	1	59	0	2	2	123	222
0001010	7	20	3	87	0	1	1	195	314
0001011	7	28	2	114	0	0	1	261	413
0001012	0	0	2	0	26	0	0	2	30
0001013	25	33	2	109	0	0	2	339	510
0001014	7	2	0	0	208	1	1	2	221
0001015	5	30	1	66	0	0	1	136	239
0001016	4	27	1	71	0	0	0	149	252
0001017	3	42	1	62	0	0	1	132	241
0001018	2	1	1	0	186	0	0	0	190
0001019	2	22	1	61	0	0	2	100	188
0001020	6	27	3	88	0	1	2	179	306
0001021	3	1	3	0	77	0	0	0	84
0001022	9	35	0	84	0	1	2	156	287



# Cumulative Ballots Issued By Voting Precinct

for Presidential General Election - 11/02/2004

## Ballot Issue Type:

	2nd - Counter	Counter	Fed Only	Mail	Mail Pct	Military	Overseas	Perm AV	Total
0001001	0	1	0	0	36	0	0	2	39
0001002	14	55	9	147	0	2	10	258	495
0001004	0	0	0	0	15	0	0	0	15
0001005	16	45	2	106	0	1	3	246	419
0001006	12	47	5	86	0	2	4	229	385
0001007	3	1	0	2	87	0	0	0	93
0001008	5	35	4	91	0	1	2	200	338
0001009	4	31	1	59	0	2	2	123	222
0001010	7	20	3	87	0	1	1	195	314
0001011	7	28	2	114	0	0	1	261	413
0001012	0	0	2	0	26	0	0	2	30
0001013	25	33	2	109	0	0	2	339	510
0001014	7	2	0	0	208	1	1	2	221
0001015	5	30	1	66	0	0	1	136	239
0001016	4	27	1	71	0	0	0	149	252
0001017	3	42	1	62	0	0	1	132	241
0001018	2	1	1	0	186	0	0	0	190
0001019	2	22	1	61	0	0	2	100	188
0001020	6	27	3	88	0	1	2	179	306
0001021	3	1	3	0	77	0	0	0	84
0001022	9	35	0	84	0	1	2	156	287

	2nd - Counter	Counter	Fed Only	Mail	Mail Pct	Military	Overseas	Perm AV	Total
0001059	0	0	0	0	3	0	0	0	3
0001060	6	27	0	90	0	1	1	235	360
0001061	10	36	2	125	0	1	2	320	496
0001064	5	2	1	0	176	2	2	5	193
0001065	1	0	0	0	47	0	0	0	48
0001069	2	4	0	1	117	0	0	1	125
0001075	1	2	0	0	30	0	0	2	35
0001076	0	0	0	0	8	0	0	0	8
0001077	0	2	0	0	54	0	0	0	56
0001078	3	2	0	0	169	0	0	8	182
0001079	0	1	0	0	8	0	0	0	9
0001101	5	16	2	74	0	0	1	138	236
0001103	11	40	4	93	0	1	2	182	333
0001113	8	27	2	93	0	0	6	222	358
0001201	6	5	0	0	268	0	0	10	289
0001202	12	10	1	49	0	0	3	177	252
0002001	6	31	0	74	0	1	1	218	331
0002002	0	0	0	0	4	0	0	0	4
0002003	7	0	1	0	181	0	0	7	196
0002004	9	20	0	55	0	1	0	112	197
0002005	0	0	0	1	21	0	0	0	22
0002006	4	37	0	89	0	2	3	203	338
0002007	0	0	1	0	30	0	0	1	32

	2nd - Counter	Counter	Fed Only	Mail	Mail Pct	Military	Overseas	Perm AV	Total
0002008	5	5	0	65	0	3	0	131	209
0002009	4	0	0	0	150	0	1	4	159
0002010	6	23	1	96	0	3	5	222	356
0002011	0	0	0	0	10	0	0	0	10
0002013	3	14	0	58	0	1	0	158	234
0002014	0	0	0	0	8	0	0	1	9
0002015	1	0	0	0	7	0	0	0	8
0002016	0	0	0	0	11	0	0	0	11
0002017	0	0	0	0	80	0	0	1	81
0002020	1	1	0	0	77	0	1	0	80
0002021	2	0	0	0	99	0	0	3	104
0002022	2	18	0	35	0	2	2	111	170
0002023	9	23	3	110	0	0	2	214	361
0002024	4	26	5	129	0	2	3	229	398
0002025	7	13	1	65	0	2	2	109	199
0002026	5	18	1	39	0	1	2	111	177
0002027	0	0	0	1	52	2	0	0	55
0002029	7	27	3	97	0	1	3	176	314
0002030	7	27	0	61	0	2	8	219	324
0002031	7	31	2	82	0	1	5	179	307
0002032	9	32	2	107	0	1	2	255	408
0002033	7	36	5	126	0	0	5	265	444
0002034	5	0	0	0	84	0	0	0	89

	2nd - Counter	Counter	Fed Only	Mail	Mail Pct	Military	Overseas	Perm AV	Total
0002035	10	30	4	138	0	2	6	207	397
0002036	0	0	0	0	25	0	0	0	25
0002037	5	9	3	55	0	0	5	101	178
0002038	6	12	4	43	0	0	3	115	183
0002039	3	0	0	0	52	0	0	2	57
0002040	6	21	1	90	0	3	4	227	352
0002041	1	8	0	57	0	1	0	127	194
0002042	3	0	0	0	57	0	0	1	61
0002043	0	0	0	0	13	0	0	0	13
0002044	0	0	0	0	3	0	0	2	5
0002046	3	2	0	0	153	0	0	3	161
0002048	6	37	0	79	0	0	3	199	324
0002049	0	1	0	1	53	0	1	1	57
0002051	14	38	2	152	0	1	9	322	538
0002052	11	36	6	145	0	0	5	296	499
0002053	14	21	6	155	0	2	7	339	544
0002054	4	22	6	84	0	0	2	149	267
0002055	2	17	3	45	0	0	4	94	165
0002057	5	0	0	0	135	0	1	1	142
0002058	4	0	2	0	129	0	0	3	138
0002060	0	0	0	0	13	0	0	0	13
0002062	2	0	0	0	25	0	0	0	27
0002063	6	27	2	127	0	8	2	214	386

	2nd - Counter	Counter	Fed Only	Mail	Mail Pct	Military	Overseas	Perm AV	Total
0002201	8	36	2	84	0	0	3	195	328
0002202	7	22	4	66	0	0	5	131	235
0002204	3	16	2	79	0	1	3	201	305
0002205	4	21	0	81	0	1	0	210	317
0002206	1	12	1	59	0	1	1	121	196
0002208	9	36	4	95	0	0	1	191	336
0002331	10	26	0	68	0	2	0	143	249
0002335	7	3	0	1	166	0	0	3	180
0002366	0	0	0	0	1	0	0	1	2
0003001	3	3	0	0	138	0	1	1	146
0003002	3	21	2	32	0	0	1	59	118
0003003	10	32	2	70	0	0	5	167	286
0003004	14	33	3	139	0	2	3	309	503
0003006	0	0	0	0	14	0	0	0	14
0003007	1	0	0	0	55	0	0	2	58
0003008	6	35	2	78	0	1	1	189	312
0003009	1	0	0	0	35	0	0	0	36
0003012	1	0	0	2	51	0	1	0	55
0003014	2	1	0	0	63	0	1	1	68
0003101	9	25	1	29	0	0	2	121	187
0003102	12	62	3	114	0	0	12	268	471
0003103	20	41	7	98	0	1	4	257	428
0003104	8	49	4	92	0	0	15	223	391



	2nd - Counter	Counter	Fed Only	Mail	Mail Pct	Military	Overseas	Perm AV	Total
0003105	5	41	5	99	0	2	8	224	384
0003108	8	37	1	58	0	1	12	197	314
0003113	2	36	5	71	0	1	6	184	305
0003114	8	54	2	88	0	0	5	173	330
0003115	4	29	2	86	0	0	4	206	331
0003116	6	46	6	69	0	0	10	161	298
0003119	15	37	4	57	0	1	9	159	282
0003121	5	30	1	57	0	0	14	177	284
0003122	5	14	0	22	0	0	5	55	101
0003123	12	52	8	48	0	1	9	189	319
0003125	5	32	2	79	0	1	7	193	319
0003129	3	27	5	70	0	0	11	136	252
0003130	6	50	2	108	0	2	6	248	422
0003140	6	40	6	91	0	0	4	189	336
0003143	1	26	6	51	0	0	5	91	180
0003145	4	70	4	98	0	0	5	247	428
0003146	7	41	6	81	0	1	11	181	328
0003148	6	40	7	40	0	0	4	122	219
0003151	5	20	4	55	0	2	5	107	198
0003153	13	38	5	81	0	0	11	209	357
0003158	5	31	4	48	0	1	6	122	217
0003160	2	7	1	14	0	0	10	38	72
0003161	0	2	0	2	0	0	5	13	22

	2nd - Counter	Counter	Fed Only	Mail	Mail Pct	Military	Overseas	Perm AV	Total
0003163	1	0	2	5	0	0	8	24	40
0003165	1	3	2	7	0	0	6	27	46
0003166	1	5	1	6	0	0	9	32	54
0003168	0	0	2	6	0	0	0	16	24
0003169	1	2	0	6	0	0	5	16	30
0003171	6	37	2	90	0	1	2	203	341
0003178	7	49	1	63	0	2	9	146	277
0003181	5	27	4	29	0	1	1	86	153
0004001	1	0	0	0	2	0	0	0	3
0004007	3	21	0	138	0	3	1	303	469
0004009	6	1	0	0	97	0	0	9	113
0004014	3	0	0	0	36	0	0	0	39
0004016	3	8	0	39	0	2	0	125	177
0004017	0	0	0	0	27	0	0	1	28
0004018	3	6	0	30	0	2	0	102	143
0004022	1	0	0	0	82	0	0	0	83
0004023	3	1	0	0	57	0	0	6	67
0004026	3	10	0	45	0	0	1	116	175
0004027	0	0	0	0	19	1	0	0	20
0004030	5	6	1	58	0	1	1	172	244
0004031	0	0	0	0	7	0	0	0	7
0004310	6	53	0	34	0	0	0	73	166
0004311	3	36	0	22	0	0	1	72	134

	2nd - Counter	Counter	Fed Only	Mail	Mail Pct	Military	Overseas	Perm AV	Total
<b>0004321</b>	22	131	0	66	0	0	0	169	<b>388</b>
<b>0004324</b>	0	0	0	0	20	0	0	0	<b>20</b>
<b>0004331</b>	13	37	0	105	0	5	0	321	<b>481</b>
<b>0004333</b>	0	13	1	33	0	2	2	115	<b>166</b>
<b>0004341</b>	6	23	0	45	0	1	0	142	<b>217</b>
<b>0004344</b>	18	55	0	85	0	2	2	267	<b>429</b>
<b>0004345</b>	5	20	1	63	0	2	2	143	<b>236</b>
<b>0004354</b>	11	35	0	61	0	0	1	210	<b>318</b>
<b>0004361</b>	10	22	0	78	0	4	0	224	<b>338</b>
<b>0004363</b>	4	27	0	68	0	3	1	186	<b>289</b>
<b>0004364</b>	4	19	0	29	0	0	3	89	<b>144</b>
<b>0004367</b>	1	0	0	0	51	0	0	1	<b>53</b>
<b>0004371</b>	2	11	0	41	0	2	1	133	<b>190</b>
<b>0004372</b>	5	39	1	54	0	0	0	182	<b>281</b>
<b>0004373</b>	12	18	1	78	0	0	0	212	<b>321</b>
<b>0004374</b>	10	16	0	74	0	1	2	211	<b>314</b>
<b>0005000</b>	0	1	0	0	3	0	0	0	<b>4</b>
<b>0005002</b>	8	32	6	94	0	1	1	256	<b>398</b>
<b>0005004</b>	5	9	3	57	0	0	1	128	<b>203</b>
<b>0005005</b>	2	15	0	62	0	4	0	160	<b>243</b>
<b>0005006</b>	5	13	3	72	0	2	3	113	<b>211</b>
<b>0005007</b>	1	2	0	0	117	0	0	0	<b>120</b>
<b>0005008</b>	1	9	0	38	0	1	1	146	<b>196</b>

	2nd - Counter	Counter	Fed Only	Mail	Mail Pct	Military	Overseas	Perm AV	Total
0005009	0	0	0	0	3	0	0	0	3
0005010	0	34	0	61	0	1	2	146	244
0005011	4	25	1	58	0	3	3	121	215
0005012	6	31	1	98	0	1	4	188	329
0005014	7	28	0	59	0	0	1	196	291
0005015	1	0	0	0	126	0	0	1	128
0005016	6	30	2	94	0	1	1	197	331
0005017	0	0	0	0	35	0	0	0	35
0005018	9	17	0	94	0	1	3	213	337
0005019	4	30	1	113	0	2	1	283	434
0005020	2	19	0	58	0	1	1	169	250
0005021	4	13	0	65	0	1	0	190	273
0005022	6	10	2	71	0	2	3	216	310
0005023	9	14	1	73	0	0	2	197	296
0005025	0	2	1	1	87	0	1	1	93
0005026	5	1	0	0	115	0	0	1	122
0005027	0	1	1	0	189	0	0	10	201
0005028	0	0	0	0	33	0	0	0	33
0005029	6	0	0	0	222	1	0	5	234
0005031	1	0	0	0	97	0	0	4	102
0005033	5	16	2	76	0	0	3	162	264
0005034	6	9	0	38	0	1	2	59	115
0005035	0	0	0	0	28	0	0	0	28

	2nd - Counter	Counter	Fed Only	Mail	Mail Pct	Military	Overseas	Perm AV	Total
0005036	1	1	1	1	187	3	0	4	198
0005037	1	0	0	0	59	0	0	1	61
0005038	1	0	0	0	65	0	0	0	66
0005039	3	0	0	0	57	0	0	1	61
0005040	8	2	3	0	224	1	0	3	241
0005043	2	10	1	46	0	0	1	123	183
0005044	3	4	0	0	232	0	0	2	241
0005045	4	20	1	37	0	0	3	70	135
0005046	3	0	0	0	26	0	0	1	30
0005047	1	0	0	1	69	1	0	0	72
0005049	3	2	1	2	206	2	0	3	219
0005051	2	11	0	72	0	0	1	205	291
0005052	1	9	0	39	0	0	0	103	152
0005053	0	0	0	0	13	0	0	0	13
0005054	0	1	0	0	103	1	0	3	108
0005056	1	1	0	0	67	0	0	4	73
0005058	0	0	0	0	31	0	0	0	31
0005059	6	2	2	0	229	0	0	1	240
0005061	2	1	0	0	142	1	0	1	147
0005062	0	0	1	0	92	0	2	1	96
0005063	0	0	0	0	11	0	0	0	11
0005064	4	2	0	0	57	0	2	2	67
0005066	4	0	0	0	16	0	0	0	20

	2nd - Counter	Counter	Fed Only	Mail	Mail Pct	Military	Overseas	Perm AV	Total
0005067	2	0	0	0	26	0	0	0	28
0005101	4	59	4	80	0	3	9	205	364
0005108	9	86	5	124	0	0	8	223	455
0005110	5	46	0	88	0	1	4	218	362
0005114	3	53	0	28	0	0	1	105	190
0005162	4	9	3	24	0	1	19	70	130
0005401	11	13	0	74	0	0	4	179	281
0005402	8	12	0	61	0	0	0	215	296
0005403	10	33	1	138	0	1	2	291	476
0005405	7	38	4	106	0	1	2	222	380
0005406	3	16	1	89	0	1	4	243	357
0005407	17	23	3	116	0	0	1	257	417
0005413	6	26	0	143	0	2	2	278	457
<b>Total</b>	<b>1198</b>	<b>4433</b>	<b>339</b>	<b>11991</b>	<b>7407</b>	<b>173</b>	<b>566</b>	<b>28447</b>	<b>54554</b>



**Cumulative Ballots Returned by Voting Precinct**  
for Presidential General Election - 11/02/2004

**Return Status:**

**Challenged      Good    Undeliverable      Total**

<b>0001001</b>	0	28	2	<b>30</b>
<b>0001002</b>	5	426	18	<b>449</b>
<b>0001004</b>	0	15	0	<b>15</b>
<b>0001005</b>	6	352	13	<b>371</b>
<b>0001006</b>	3	354	7	<b>364</b>
<b>0001007</b>	3	69	8	<b>80</b>
<b>0001008</b>	0	301	6	<b>307</b>
<b>0001009</b>	0	201	5	<b>206</b>
<b>0001010</b>	2	279	4	<b>285</b>
<b>0001011</b>	5	341	9	<b>355</b>
<b>0001012</b>	0	28	1	<b>29</b>
<b>0001013</b>	1	447	33	<b>481</b>
<b>0001014</b>	5	173	22	<b>200</b>
<b>0001015</b>	3	213	4	<b>220</b>
<b>0001016</b>	3	237	3	<b>243</b>
<b>0001017</b>	3	220	4	<b>227</b>
<b>0001018</b>	3	162	4	<b>169</b>
<b>0001019</b>	2	164	6	<b>172</b>
<b>0001020</b>	1	278	6	<b>285</b>
<b>0001021</b>	0	75	0	<b>75</b>

	<b>Challenged</b>	<b>Good</b>	<b>Undeliverable</b>	<b>Total</b>
<b>0001022</b>	2	247	4	<b>253</b>
<b>0001023</b>	0	209	1	<b>210</b>
<b>0001024</b>	2	187	3	<b>192</b>
<b>0001026</b>	2	282	5	<b>289</b>
<b>0001027</b>	1	288	11	<b>300</b>
<b>0001028</b>	3	275	3	<b>281</b>
<b>0001029</b>	0	145	0	<b>145</b>
<b>0001030</b>	1	244	8	<b>253</b>
<b>0001035</b>	2	236	0	<b>238</b>
<b>0001037</b>	3	118	3	<b>124</b>
<b>0001038</b>	3	446	18	<b>467</b>
<b>0001039</b>	6	571	12	<b>589</b>
<b>0001041</b>	1	79	3	<b>83</b>
<b>0001044</b>	0	32	1	<b>33</b>
<b>0001045</b>	0	65	11	<b>76</b>
<b>0001046</b>	0	14	0	<b>14</b>
<b>0001048</b>	4	206	6	<b>216</b>
<b>0001050</b>	1	170	4	<b>175</b>
<b>0001051</b>	0	8	1	<b>9</b>
<b>0001052</b>	1	83	1	<b>85</b>
<b>0001053</b>	0	2	0	<b>2</b>
<b>0001055</b>	0	6	0	<b>6</b>
<b>0001057</b>	0	216	12	<b>228</b>



	<b>Challenged</b>	<b>Good</b>	<b>Undeliverable</b>	<b>Total</b>
<b>0001058</b>	0	39	6	<b>45</b>
<b>0001059</b>	0	0	0	<b>0</b>
<b>0001060</b>	2	327	5	<b>334</b>
<b>0001061</b>	1	440	11	<b>452</b>
<b>0001064</b>	0	159	4	<b>163</b>
<b>0001065</b>	0	43	0	<b>43</b>
<b>0001069</b>	5	96	5	<b>106</b>
<b>0001075</b>	2	25	1	<b>28</b>
<b>0001076</b>	0	8	0	<b>8</b>
<b>0001077</b>	0	45	3	<b>48</b>
<b>0001078</b>	2	152	5	<b>159</b>
<b>0001079</b>	0	6	0	<b>6</b>
<b>0001101</b>	1	215	5	<b>221</b>
<b>0001103</b>	3	309	3	<b>315</b>
<b>0001113</b>	1	326	2	<b>329</b>
<b>0001201</b>	1	196	20	<b>217</b>
<b>0001202</b>	1	212	8	<b>221</b>
<b>0002001</b>	2	278	4	<b>284</b>
<b>0002002</b>	0	2	0	<b>2</b>
<b>0002003</b>	3	150	4	<b>157</b>
<b>0002004</b>	1	177	5	<b>183</b>
<b>0002005</b>	0	21	1	<b>22</b>
<b>0002006</b>	2	297	7	<b>306</b>

	<b>Challenged</b>	<b>Good</b>	<b>Undeliverable</b>	<b>Total</b>
<b>0002007</b>	0	26	1	<b>27</b>
<b>0002008</b>	2	175	4	<b>181</b>
<b>0002009</b>	2	121	12	<b>135</b>
<b>0002010</b>	2	299	14	<b>315</b>
<b>0002011</b>	0	8	0	<b>8</b>
<b>0002013</b>	1	214	0	<b>215</b>
<b>0002014</b>	0	7	1	<b>8</b>
<b>0002015</b>	0	7	0	<b>7</b>
<b>0002016</b>	0	10	0	<b>10</b>
<b>0002017</b>	2	71	2	<b>75</b>
<b>0002020</b>	0	66	5	<b>71</b>
<b>0002021</b>	1	87	0	<b>88</b>
<b>0002022</b>	3	142	8	<b>153</b>
<b>0002023</b>	3	330	7	<b>340</b>
<b>0002024</b>	3	366	2	<b>371</b>
<b>0002025</b>	2	170	5	<b>177</b>
<b>0002026</b>	1	161	4	<b>166</b>
<b>0002027</b>	0	35	3	<b>38</b>
<b>0002029</b>	0	285	4	<b>289</b>
<b>0002030</b>	1	280	4	<b>285</b>
<b>0002031</b>	1	279	6	<b>286</b>
<b>0002032</b>	1	380	5	<b>386</b>
<b>0002033</b>	6	384	9	<b>399</b>

	<b>Challenged</b>	<b>Good</b>	<b>Undeliverable</b>	<b>Total</b>
<b>0002034</b>	0	58	3	<b>61</b>
<b>0002035</b>	4	351	7	<b>362</b>
<b>0002036</b>	0	25	0	<b>25</b>
<b>0002037</b>	1	156	2	<b>159</b>
<b>0002038</b>	0	159	1	<b>160</b>
<b>0002039</b>	2	37	1	<b>40</b>
<b>0002040</b>	2	316	8	<b>326</b>
<b>0002041</b>	0	171	4	<b>175</b>
<b>0002042</b>	0	40	10	<b>50</b>
<b>0002043</b>	0	13	0	<b>13</b>
<b>0002044</b>	0	5	0	<b>5</b>
<b>0002046</b>	1	126	13	<b>140</b>
<b>0002048</b>	1	292	11	<b>304</b>
<b>0002049</b>	2	45	1	<b>48</b>
<b>0002051</b>	4	471	13	<b>488</b>
<b>0002052</b>	2	459	10	<b>471</b>
<b>0002053</b>	3	482	10	<b>495</b>
<b>0002054</b>	3	235	6	<b>244</b>
<b>0002055</b>	0	150	4	<b>154</b>
<b>0002057</b>	2	121	6	<b>129</b>
<b>0002058</b>	1	117	6	<b>124</b>
<b>0002060</b>	0	11	0	<b>11</b>
<b>0002062</b>	1	17	1	<b>19</b>

	<b>Challenged</b>	<b>Good</b>	<b>Undeliverable</b>	<b>Total</b>
<b>0002063</b>	5	355	4	<b>364</b>
<b>0002201</b>	5	291	6	<b>302</b>
<b>0002202</b>	1	213	4	<b>218</b>
<b>0002204</b>	3	271	5	<b>279</b>
<b>0002205</b>	0	287	4	<b>291</b>
<b>0002206</b>	0	178	10	<b>188</b>
<b>0002208</b>	2	294	8	<b>304</b>
<b>0002331</b>	2	209	4	<b>215</b>
<b>0002335</b>	0	100	33	<b>133</b>
<b>0002366</b>	0	1	1	<b>2</b>
<b>0003001</b>	1	111	1	<b>113</b>
<b>0003002</b>	1	103	3	<b>107</b>
<b>0003003</b>	2	251	3	<b>256</b>
<b>0003004</b>	3	459	1	<b>463</b>
<b>0003006</b>	0	8	0	<b>8</b>
<b>0003007</b>	0	43	7	<b>50</b>
<b>0003008</b>	3	271	11	<b>285</b>
<b>0003009</b>	0	34	0	<b>34</b>
<b>0003012</b>	0	25	6	<b>31</b>
<b>0003014</b>	1	52	2	<b>55</b>
<b>0003101</b>	0	170	4	<b>174</b>
<b>0003102</b>	2	425	9	<b>436</b>
<b>0003103</b>	1	383	4	<b>388</b>

	<b>Challenged</b>	<b>Good</b>	<b>Undeliverable</b>	<b>Total</b>
<b>0003104</b>	3	345	9	<b>357</b>
<b>0003105</b>	2	353	9	<b>364</b>
<b>0003108</b>	2	273	9	<b>284</b>
<b>0003113</b>	3	264	9	<b>276</b>
<b>0003114</b>	1	287	8	<b>296</b>
<b>0003115</b>	0	290	4	<b>294</b>
<b>0003116</b>	1	255	7	<b>263</b>
<b>0003119</b>	0	233	13	<b>246</b>
<b>0003121</b>	3	247	3	<b>253</b>
<b>0003122</b>	0	84	4	<b>88</b>
<b>0003123</b>	3	249	6	<b>258</b>
<b>0003125</b>	2	291	7	<b>300</b>
<b>0003129</b>	0	230	2	<b>232</b>
<b>0003130</b>	4	377	4	<b>385</b>
<b>0003140</b>	6	307	4	<b>317</b>
<b>0003143</b>	1	164	2	<b>167</b>
<b>0003145</b>	4	385	7	<b>396</b>
<b>0003146</b>	1	286	11	<b>298</b>
<b>0003148</b>	3	184	14	<b>201</b>
<b>0003151</b>	3	175	2	<b>180</b>
<b>0003153</b>	1	316	6	<b>323</b>
<b>0003158</b>	2	187	4	<b>193</b>
<b>0003160</b>	2	55	4	<b>61</b>

	<b>Challenged</b>	<b>Good</b>	<b>Undeliverable</b>	<b>Total</b>
<b>0003161</b>	2	14	0	<b>16</b>
<b>0003163</b>	1	27	1	<b>29</b>
<b>0003165</b>	0	34	0	<b>34</b>
<b>0003166</b>	0	42	1	<b>43</b>
<b>0003168</b>	0	13	0	<b>13</b>
<b>0003169</b>	0	25	0	<b>25</b>
<b>0003171</b>	0	316	6	<b>322</b>
<b>0003178</b>	2	239	4	<b>245</b>
<b>0003181</b>	2	133	7	<b>142</b>
<b>0004001</b>	0	1	0	<b>1</b>
<b>0004007</b>	4	398	13	<b>415</b>
<b>0004009</b>	3	86	3	<b>92</b>
<b>0004014</b>	0	27	0	<b>27</b>
<b>0004016</b>	3	140	2	<b>145</b>
<b>0004017</b>	0	21	1	<b>22</b>
<b>0004018</b>	0	118	1	<b>119</b>
<b>0004022</b>	1	53	1	<b>55</b>
<b>0004023</b>	0	51	2	<b>53</b>
<b>0004026</b>	1	148	4	<b>153</b>
<b>0004027</b>	0	17	1	<b>18</b>
<b>0004030</b>	2	208	10	<b>220</b>
<b>0004031</b>	0	3	0	<b>3</b>
<b>0004310</b>	2	138	1	<b>141</b>

	<b>Challenged</b>	<b>Good</b>	<b>Undeliverable</b>	<b>Total</b>
<b>0004311</b>	2	104	1	<b>107</b>
<b>0004321</b>	6	313	5	<b>324</b>
<b>0004324</b>	0	5	3	<b>8</b>
<b>0004331</b>	9	394	16	<b>419</b>
<b>0004333</b>	1	143	2	<b>146</b>
<b>0004341</b>	1	161	10	<b>172</b>
<b>0004344</b>	3	347	11	<b>361</b>
<b>0004345</b>	2	194	8	<b>204</b>
<b>0004354</b>	5	246	8	<b>259</b>
<b>0004361</b>	5	269	11	<b>285</b>
<b>0004363</b>	1	250	3	<b>254</b>
<b>0004364</b>	1	109	4	<b>114</b>
<b>0004367</b>	1	17	12	<b>30</b>
<b>0004371</b>	2	168	0	<b>170</b>
<b>0004372</b>	4	232	7	<b>243</b>
<b>0004373</b>	0	268	7	<b>275</b>
<b>0004374</b>	0	280	13	<b>293</b>
<b>0005000</b>	0	3	0	<b>3</b>
<b>0005002</b>	5	357	6	<b>368</b>
<b>0005004</b>	2	163	17	<b>182</b>
<b>0005005</b>	11	203	10	<b>224</b>
<b>0005006</b>	3	186	4	<b>193</b>
<b>0005007</b>	2	95	7	<b>104</b>

	<b>Challenged</b>	<b>Good</b>	<b>Undeliverable</b>	<b>Total</b>
<b>0005008</b>	2	177	1	<b>180</b>
<b>0005009</b>	0	1	2	<b>3</b>
<b>0005010</b>	3	213	8	<b>224</b>
<b>0005011</b>	5	189	0	<b>194</b>
<b>0005012</b>	3	292	7	<b>302</b>
<b>0005014</b>	4	252	8	<b>264</b>
<b>0005015</b>	0	116	1	<b>117</b>
<b>0005016</b>	6	299	8	<b>313</b>
<b>0005017</b>	0	31	0	<b>31</b>
<b>0005018</b>	1	298	8	<b>307</b>
<b>0005019</b>	3	394	12	<b>409</b>
<b>0005020</b>	0	220	8	<b>228</b>
<b>0005021</b>	2	246	7	<b>255</b>
<b>0005022</b>	4	277	5	<b>286</b>
<b>0005023</b>	3	260	9	<b>272</b>
<b>0005025</b>	2	72	8	<b>82</b>
<b>0005026</b>	2	91	13	<b>106</b>
<b>0005027</b>	3	168	6	<b>177</b>
<b>0005028</b>	0	24	6	<b>30</b>
<b>0005029</b>	1	192	7	<b>200</b>
<b>0005031</b>	0	78	10	<b>88</b>
<b>0005033</b>	1	242	6	<b>249</b>
<b>0005034</b>	0	96	1	<b>97</b>



	<b>Challenged</b>	<b>Good</b>	<b>Undeliverable</b>	<b>Total</b>
<b>0005035</b>	0	18	7	<b>25</b>
<b>0005036</b>	0	138	24	<b>162</b>
<b>0005037</b>	2	41	6	<b>49</b>
<b>0005038</b>	0	47	7	<b>54</b>
<b>0005039</b>	0	44	7	<b>51</b>
<b>0005040</b>	2	205	7	<b>214</b>
<b>0005043</b>	5	165	1	<b>171</b>
<b>0005044</b>	3	162	15	<b>180</b>
<b>0005045</b>	2	116	3	<b>121</b>
<b>0005046</b>	1	20	2	<b>23</b>
<b>0005047</b>	0	61	2	<b>63</b>
<b>0005049</b>	2	166	14	<b>182</b>
<b>0005051</b>	6	259	4	<b>269</b>
<b>0005052</b>	1	141	3	<b>145</b>
<b>0005053</b>	0	5	2	<b>7</b>
<b>0005054</b>	1	84	6	<b>91</b>
<b>0005056</b>	2	59	2	<b>63</b>
<b>0005058</b>	0	21	5	<b>26</b>
<b>0005059</b>	1	182	20	<b>203</b>
<b>0005061</b>	2	123	6	<b>131</b>
<b>0005062</b>	1	71	6	<b>78</b>
<b>0005063</b>	0	10	0	<b>10</b>
<b>0005064</b>	2	50	0	<b>52</b>

	<b>Challenged</b>	<b>Good</b>	<b>Undeliverable</b>	<b>Total</b>
<b>0005066</b>	0	15	0	<b>15</b>
<b>0005067</b>	0	24	0	<b>24</b>
<b>0005101</b>	4	316	12	<b>332</b>
<b>0005108</b>	3	399	21	<b>423</b>
<b>0005110</b>	4	324	5	<b>333</b>
<b>0005114</b>	1	169	0	<b>170</b>
<b>0005162</b>	0	110	3	<b>113</b>
<b>0005401</b>	2	252	4	<b>258</b>
<b>0005402</b>	3	263	8	<b>274</b>
<b>0005403</b>	4	420	15	<b>439</b>
<b>0005405</b>	4	344	8	<b>356</b>
<b>0005406</b>	1	298	5	<b>304</b>
<b>0005407</b>	1	378	10	<b>389</b>
<b>0005413</b>	10	399	8	<b>417</b>
<b>Total</b>	<b>447</b>	<b>47032</b>	<b>1464</b>	<b>48943</b>



# Cumulative Challenged Returns by Voting Precinct

for Presidential General Election - 11/02/2004

## Challenge Reasons:

	incorrect voter	No Res Addr on ID	No Sig Match	No Signature	Res Addr Differs	Too Late	Undeliverable	Voter has moved	Total
0001002	0	0	0	1	3	1	0	0	5
0001005	0	0	0	1	1	4	0	0	6
0001006	0	0	0	0	0	3	0	0	3
0001007	1	0	0	1	0	1	0	0	3
0001010	0	0	0	1	0	0	1	0	2
0001011	0	1	2	0	0	1	1	0	5
0001013	0	0	0	0	0	1	0	0	1
0001014	0	2	0	0	2	1	0	0	5
0001015	0	0	0	1	0	2	0	0	3
0001016	0	0	0	0	1	2	0	0	3
0001017	0	0	0	0	0	3	0	0	3
0001018	0	0	1	0	2	0	0	0	3
0001019	0	1	0	0	1	0	0	0	2
0001020	0	0	0	0	1	0	0	0	1
0001022	0	0	0	0	2	0	0	0	2
0001024	0	1	0	0	0	1	0	0	2
0001026	0	0	0	0	1	1	0	0	2
0001027	0	0	0	0	0	0	0	1	1
0001028	0	0	0	0	0	3	0	0	3
0001030	0	1	0	0	0	0	0	0	1
0001035	0	0	0	1	0	1	0	0	2

	incorrect voter	No Res Addr on ID	No Sig Match	No Signature	Res Addr Differs	Too Late	Undeliverable	Voter has moved	Total
0001037	0	0	0	0	1	2	0	0	3
0001038	0	0	0	0	0	3	0	0	3
0001039	0	0	1	0	2	3	0	0	6
0001041	0	0	0	0	1	0	0	0	1
0001048	0	0	0	0	0	4	0	0	4
0001050	0	0	0	0	1	0	0	0	1
0001052	0	0	0	1	0	0	0	0	1
0001060	0	1	0	0	0	1	0	0	2
0001061	0	0	0	0	0	1	0	0	1
0001069	0	2	0	0	3	0	0	0	5
0001075	1	0	0	0	1	0	0	0	2
0001078	0	0	0	0	1	0	1	0	2
0001101	0	0	0	0	0	1	0	0	1
0001103	0	0	0	1	1	1	0	0	3
0001113	0	0	0	0	1	0	0	0	1
0001201	0	0	0	0	1	0	0	0	1
0001202	0	0	0	0	1	0	0	0	1
0002001	0	0	0	0	1	1	0	0	2
0002003	0	1	0	0	1	1	0	0	3
0002004	0	0	0	0	0	1	0	0	1
0002006	0	0	0	0	0	2	0	0	2
0002008	0	0	0	0	1	1	0	0	2
0002009	0	0	0	0	1	1	0	0	2
0002010	0	1	0	0	0	1	0	0	2

	incorrect voter	No Res Addr on ID	No Sig Match	No Signature	Res Addr Differs	Too Late	Undeliverable	Voter has moved	Total
0002013	0	0	0	0	0	1	0	0	1
0002017	1	0	0	0	0	1	0	0	2
0002021	0	0	0	0	0	1	0	0	1
0002022	0	1	0	0	1	1	0	0	3
0002023	0	0	0	0	1	2	0	0	3
0002024	0	0	0	0	2	1	0	0	3
0002025	0	0	0	0	1	1	0	0	2
0002026	0	0	0	0	1	0	0	0	1
0002030	0	1	0	0	0	0	0	0	1
0002031	0	0	0	0	1	0	0	0	1
0002032	0	1	0	0	0	0	0	0	1
0002033	0	0	0	0	2	4	0	0	6
0002035	0	1	0	1	0	2	0	0	4
0002037	0	0	0	0	0	1	0	0	1
0002039	0	1	0	0	0	1	0	0	2
0002040	0	0	0	0	1	1	0	0	2
0002046	0	0	0	0	0	0	1	0	1
0002048	0	0	0	0	0	1	0	0	1
0002049	0	0	0	0	2	0	0	0	2
0002051	0	0	0	0	1	3	0	0	4
0002052	1	0	0	0	1	0	0	0	2
0002053	0	0	0	0	1	2	0	0	3
0002054	0	1	0	0	0	1	1	0	3
0002057	0	0	0	0	2	0	0	0	2

	incorrect voter	No Res Addr on ID	No Sig Match	No Signature	Res Addr Differs	Too Late	Undeliverable	Voter has moved	Total
0002058	0	0	0	0	0	1	0	0	1
0002062	0	0	0	0	1	0	0	0	1
0002063	0	0	0	1	0	4	0	0	5
0002201	0	1	0	0	1	3	0	0	5
0002202	0	0	0	0	0	1	0	0	1
0002204	0	0	0	0	1	2	0	0	3
0002208	1	0	0	0	1	0	0	0	2
0002331	0	0	1	0	1	0	0	0	2
0003001	0	0	0	0	1	0	0	0	1
0003002	0	0	0	0	0	1	0	0	1
0003003	0	0	0	1	1	0	0	0	2
0003004	0	0	0	0	1	2	0	0	3
0003008	0	0	0	0	1	2	0	0	3
0003014	0	0	0	0	0	1	0	0	1
0003102	0	1	0	0	1	0	0	0	2
0003103	0	0	0	0	0	0	1	0	1
0003104	0	0	0	0	2	1	0	0	3
0003105	0	0	0	1	0	1	0	0	2
0003108	0	0	1	0	0	1	0	0	2
0003113	0	0	0	2	0	1	0	0	3
0003114	0	0	0	0	1	0	0	0	1
0003116	0	0	0	0	1	0	0	0	1
0003121	0	0	0	0	2	0	1	0	3
0003123	0	0	0	0	0	3	0	0	3

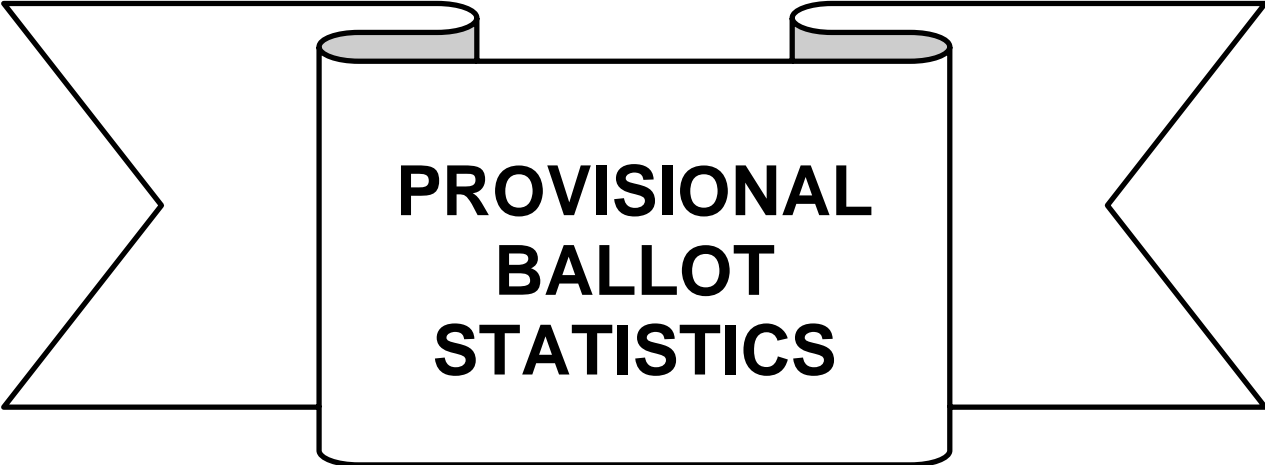
	incorrect voter	No Res Addr on ID	No Sig Match	No Signature	Res Addr Differs	Too Late	Undeliverable	Voter has moved	Total
0003125	0	0	0	0	1	1	0	0	2
0003130	0	0	0	0	0	4	0	0	4
0003140	0	0	0	0	1	5	0	0	6
0003143	0	0	0	0	0	1	0	0	1
0003145	0	1	1	1	0	1	0	0	4
0003146	0	0	0	0	0	1	0	0	1
0003148	0	0	1	0	2	0	0	0	3
0003151	0	0	1	0	1	1	0	0	3
0003153	0	0	0	0	0	1	0	0	1
0003158	0	0	0	0	0	2	0	0	2
0003160	0	0	0	0	2	0	0	0	2
0003161	0	0	0	1	1	0	0	0	2
0003163	0	0	0	0	1	0	0	0	1
0003178	0	0	0	1	0	1	0	0	2
0003181	0	0	0	0	1	1	0	0	2
0004007	0	0	0	1	0	3	0	0	4
0004009	0	1	0	1	0	1	0	0	3
0004016	0	0	0	0	1	2	0	0	3
0004022	1	0	0	0	0	0	0	0	1
0004026	1	0	0	0	0	0	0	0	1
0004030	0	0	0	0	1	1	0	0	2
0004310	0	1	0	0	1	0	0	0	2
0004311	0	0	0	0	1	1	0	0	2
0004321	0	0	1	0	3	2	0	0	6

	incorrect voter	No Res Addr on ID	No Sig Match	No Signature	Res Addr Differs	Too Late	Undeliverable	Voter has moved	Total
0004331	0	0	0	2	1	6	0	0	9
0004333	0	0	1	0	0	0	0	0	1
0004341	0	0	1	0	0	0	0	0	1
0004344	0	0	0	2	1	0	0	0	3
0004345	0	0	0	0	2	0	0	0	2
0004354	0	0	1	1	2	1	0	0	5
0004361	0	0	1	2	1	0	1	0	5
0004363	0	0	0	0	0	1	0	0	1
0004364	0	0	0	0	0	1	0	0	1
0004367	0	0	0	0	1	0	0	0	1
0004371	0	0	0	1	0	1	0	0	2
0004372	0	0	0	0	3	1	0	0	4
0005002	0	1	0	0	1	3	0	0	5
0005004	0	0	0	0	0	2	0	0	2
0005005	0	0	0	0	0	11	0	0	11
0005006	0	0	0	0	0	3	0	0	3
0005007	0	0	0	1	1	0	0	0	2
0005008	0	0	0	0	0	2	0	0	2
0005010	0	0	1	0	0	2	0	0	3
0005011	0	0	0	1	1	3	0	0	5
0005012	0	1	0	0	1	1	0	0	3
0005014	0	0	0	0	0	4	0	0	4
0005016	0	0	0	1	0	5	0	0	6
0005018	0	0	0	0	0	1	0	0	1



	incorrect voter	No Res Addr on ID	No Sig Match	No Signature	Res Addr Differs	Too Late	Undeliverable	Voter has moved	Total
0005019	0	0	0	0	1	2	0	0	3
0005021	0	1	0	1	0	0	0	0	2
0005022	0	0	0	0	0	4	0	0	4
0005023	0	1	0	0	0	2	0	0	3
0005025	0	0	0	1	1	0	0	0	2
0005026	0	0	0	0	2	0	0	0	2
0005027	0	0	1	1	0	1	0	0	3
0005029	0	0	0	0	1	0	0	0	1
0005033	0	0	0	0	0	1	0	0	1
0005037	0	0	0	0	1	1	0	0	2
0005040	0	0	0	1	0	1	0	0	2
0005043	0	0	0	0	1	4	0	0	5
0005044	0	0	0	0	1	2	0	0	3
0005045	0	0	0	0	2	0	0	0	2
0005046	0	0	0	0	1	0	0	0	1
0005049	0	0	0	0	0	2	0	0	2
0005051	0	0	0	0	0	6	0	0	6
0005052	0	0	0	0	0	1	0	0	1
0005054	0	0	0	0	0	1	0	0	1
0005056	0	0	0	0	0	2	0	0	2
0005059	0	1	0	0	0	0	0	0	1
0005061	0	0	0	0	1	1	0	0	2
0005062	0	0	0	0	1	0	0	0	1
0005064	0	0	0	0	1	1	0	0	2

	incorrect voter	No Res Addr on ID	No Sig Match	No Signature	Res Addr Differs	Too Late	Undeliverable	Voter has moved	Total
0005101	0	0	0	0	1	3	0	0	4
0005108	0	0	0	0	0	3	0	0	3
0005110	0	0	0	1	0	3	0	0	4
0005114	0	0	0	0	0	1	0	0	1
0005401	0	0	0	0	0	2	0	0	2
0005402	0	0	0	1	1	1	0	0	3
0005403	0	1	0	2	1	0	0	0	4
0005405	0	0	0	0	0	4	0	0	4
0005406	0	0	0	0	0	1	0	0	1
0005407	0	0	0	0	0	1	0	0	1
0005413	0	0	0	0	4	6	0	0	10
<b>Total</b>	<b>7</b>	<b>28</b>	<b>16</b>	<b>38</b>	<b>118</b>	<b>231</b>	<b>8</b>	<b>1</b>	<b>447</b>



**PROVISIONAL  
BALLOT  
STATISTICS**



**Provisional Ballot Statistics**  
**Presidential General Election 11/02/2004**

<u>Provisional Status</u>	<u>Total</u>	<u>Provisional Reason</u>	<u>Total</u>	<u>Voting Method</u>	<u>Total</u>
Counted	<b>3,099</b>	Blank Envelope	<b>13</b>	Inactive Voter At Polling Place	<b>123</b>
Not Counted	<b>848</b>	Empty Envelop	<b>5</b>	Provisional Voter - Counted	<b>3,665</b>
Partially Counted	<b>689</b>	Good	<b>3,099</b>	Provisional Voter - Not Counted	<b>839</b>
Total	<b>4,636</b>	Good - Wrong B	<b>689</b>	Voted at Polling Place	<b>1</b>
		No Address	<b>25</b>	Voted by Absentee Ballot	<b>8</b>
		Not Registered	<b>781</b>	Total for all Voting Methods	<b>4,636</b>
		Returned AV	<b>8</b>		
		Signature	<b>15</b>		
		Voted at Polls	<b>1</b>		
		Total	<b>4,636</b>		

Total Provisional Voters Flagged For Outreach: **674**

**Breakdown by Voting Precinct:**

	Counted			Not Counted				Partially Counted		Total
	Inactive Voter At Polling Place	Provisional Voter - Counted	Total	Provisional Voter - Not Counted	Voted at Polling Place	Voted by Absentee Ballot	Total	Provisional Voter - Counted	Total	
0001002	0	30	<b>30</b>	5	0	0	<b>5</b>	4	<b>4</b>	<b>39</b>
0001005	0	45	<b>45</b>	6	0	0	<b>6</b>	3	<b>3</b>	<b>54</b>
0001006	0	26	<b>26</b>	4	0	0	<b>4</b>	3	<b>3</b>	<b>33</b>
0001007	0	2	<b>2</b>	0	0	0	<b>0</b>	0	<b>0</b>	<b>2</b>

	Counted			Not Counted				Partially Counted		Total
	Inactive Voter At Polling Place	Provisional Voter - Counted	Total	Provisional Voter - Not Counted	Voted at Polling Place	Voted by Absentee Ballot	Total	Provisional Voter - Counted	Total	
0001008	0	28	<b>28</b>	6	0	0	<b>6</b>	3	<b>3</b>	<b>37</b>
0001009	0	17	<b>17</b>	2	0	0	<b>2</b>	2	<b>2</b>	<b>21</b>
0001010	0	22	<b>22</b>	3	0	0	<b>3</b>	0	<b>0</b>	<b>25</b>
0001011	0	52	<b>52</b>	12	0	0	<b>12</b>	6	<b>6</b>	<b>70</b>
0001012	0	2	<b>2</b>	0	0	0	<b>0</b>	0	<b>0</b>	<b>2</b>
0001013	0	13	<b>13</b>	2	0	0	<b>2</b>	5	<b>5</b>	<b>20</b>
0001014	0	1	<b>1</b>	0	0	0	<b>0</b>	0	<b>0</b>	<b>1</b>
0001015	0	14	<b>14</b>	2	0	0	<b>2</b>	3	<b>3</b>	<b>19</b>
0001016	0	11	<b>11</b>	1	0	0	<b>1</b>	1	<b>1</b>	<b>13</b>
0001017	0	11	<b>11</b>	7	0	0	<b>7</b>	0	<b>0</b>	<b>18</b>
0001018	0	1	<b>1</b>	0	0	0	<b>0</b>	0	<b>0</b>	<b>1</b>
0001019	0	15	<b>15</b>	1	0	1	<b>2</b>	0	<b>0</b>	<b>17</b>
0001020	0	4	<b>4</b>	2	0	0	<b>2</b>	1	<b>1</b>	<b>7</b>
0001022	0	21	<b>21</b>	6	0	0	<b>6</b>	8	<b>8</b>	<b>35</b>
0001023	2	2	<b>4</b>	2	0	0	<b>2</b>	1	<b>1</b>	<b>7</b>
0001024	5	27	<b>32</b>	5	0	0	<b>5</b>	2	<b>2</b>	<b>39</b>
0001026	4	10	<b>14</b>	8	0	0	<b>8</b>	5	<b>5</b>	<b>27</b>
0001027	3	21	<b>24</b>	2	0	0	<b>2</b>	4	<b>4</b>	<b>30</b>
0001028	0	13	<b>13</b>	5	0	0	<b>5</b>	4	<b>4</b>	<b>22</b>
0001029	0	8	<b>8</b>	1	0	0	<b>1</b>	1	<b>1</b>	<b>10</b>
0001030	1	21	<b>22</b>	4	0	0	<b>4</b>	5	<b>5</b>	<b>31</b>
0001035	0	15	<b>15</b>	2	0	0	<b>2</b>	5	<b>5</b>	<b>22</b>

	Counted			Not Counted				Partially Counted		Total
	Inactive Voter At Polling Place	Provisional Voter - Counted	Total	Provisional Voter - Not Counted	Voted at Polling Place	Voted by Absentee Ballot	Total	Provisional Voter - Counted	Total	
0001037	1	5	6	6	0	0	6	6	6	18
0001038	4	33	37	3	0	1	4	0	0	41
0001039	5	21	26	5	0	0	5	5	5	36
0001041	1	14	15	1	0	0	1	10	10	26
0001048	2	4	6	3	0	0	3	1	1	10
0001050	2	8	10	3	0	0	3	3	3	16
0001055	0	2	2	0	0	0	0	0	0	2
0001060	0	25	25	0	0	0	0	10	10	35
0001061	0	11	11	0	0	0	0	3	3	14
0001064	0	1	1	0	0	0	0	0	0	1
0001069	0	2	2	0	0	0	0	0	0	2
0001077	0	1	1	0	0	0	0	0	0	1
0001101	0	19	19	0	0	0	0	2	2	21
0001103	3	15	18	0	0	0	0	4	4	22
0001113	1	15	16	3	0	0	3	2	2	21
0001201	0	2	2	0	0	0	0	0	0	2
0001202	0	7	7	1	0	0	1	3	3	11
0002001	10	19	29	4	0	0	4	2	2	35
0002004	0	17	17	2	0	0	2	7	7	26
0002005	0	0	0	0	0	0	0	1	1	1
0002006	0	12	12	7	0	0	7	10	10	29
0002008	4	16	20	3	0	0	3	1	1	24

	Counted			Not Counted				Partially Counted		Total
	Inactive Voter At Polling Place	Provisional Voter - Counted	Total	Provisional Voter - Not Counted	Voted at Polling Place	Voted by Absentee Ballot	Total	Provisional Voter - Counted	Total	
0002010	0	21	21	1	0	0	1	1	1	23
0002013	1	12	13	4	0	0	4	6	6	23
0002016	0	1	1	0	0	0	0	0	0	1
0002020	0	1	1	0	0	0	0	0	0	1
0002021	0	1	1	0	0	0	0	0	0	1
0002022	1	8	9	2	0	0	2	8	8	19
0002023	3	18	21	6	0	0	6	3	3	30
0002024	0	14	14	1	0	0	1	3	3	18
0002025	0	16	16	3	0	0	3	13	13	32
0002026	0	4	4	0	0	0	0	4	4	8
0002029	0	32	32	4	0	0	4	3	3	39
0002030	3	22	25	0	0	0	0	2	2	27
0002031	0	11	11	1	0	0	1	0	0	12
0002032	1	11	12	1	0	1	2	0	0	14
0002033	2	29	31	3	0	0	3	0	0	34
0002035	2	34	36	6	0	0	6	2	2	44
0002037	1	7	8	4	0	0	4	1	1	13
0002038	0	9	9	0	0	0	0	1	1	10
0002040	0	26	26	4	0	0	4	5	5	35
0002041	1	18	19	1	0	0	1	2	2	22
0002046	0	1	1	0	0	0	0	0	0	1
0002048	0	15	15	4	0	0	4	5	5	24

	Counted			Not Counted				Partially Counted		Total
	Inactive Voter At Polling Place	Provisional Voter - Counted	Total	Provisional Voter - Not Counted	Voted at Polling Place	Voted by Absentee Ballot	Total	Provisional Voter - Counted	Total	
0002051	1	36	37	6	0	1	7	0	0	44
0002052	1	33	34	5	0	0	5	2	2	41
0002053	1	15	16	4	0	0	4	2	2	22
0002054	0	11	11	0	0	0	0	1	1	12
0002055	1	14	15	2	0	0	2	2	2	19
0002063	1	23	24	3	0	0	3	3	3	30
0002201	0	16	16	3	0	0	3	3	3	22
0002202	2	19	21	1	0	0	1	0	0	22
0002204	3	12	15	2	0	0	2	0	0	17
0002205	1	16	17	8	0	0	8	5	5	30
0002206	0	19	19	1	0	0	1	5	5	25
0002208	1	29	30	2	0	0	2	13	13	45
0002331	0	21	21	5	0	0	5	8	8	34
0002335	0	2	2	0	0	0	0	0	0	2
0003001	0	1	1	0	0	0	0	0	0	1
0003002	1	8	9	2	0	0	2	1	1	12
0003003	2	17	19	3	0	0	3	0	0	22
0003004	0	9	9	0	0	0	0	1	1	10
0003007	0	2	2	0	0	0	0	0	0	2
0003008	1	15	16	0	0	0	0	3	3	19
0003014	0	1	1	0	0	0	0	0	0	1
0003101	0	8	8	2	0	0	2	5	5	15



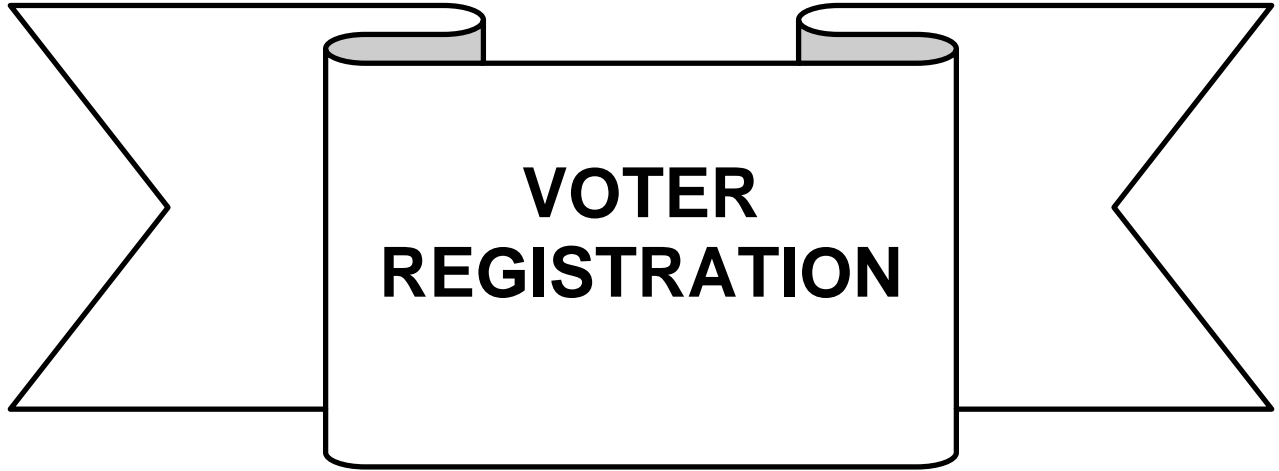
	Counted			Not Counted				Partially Counted		Total
	Inactive Voter At Polling Place	Provisional Voter - Counted	Total	Provisional Voter - Not Counted	Voted at Polling Place	Voted by Absentee Ballot	Total	Provisional Voter - Counted	Total	
0003102	3	16	19	3	0	0	3	1	1	23
0003103	0	15	15	1	0	0	1	0	0	16
0003104	0	8	8	3	0	0	3	1	1	12
0003105	0	8	8	1	0	0	1	2	2	11
0003108	1	16	17	2	0	0	2	3	3	22
0003113	0	10	10	2	0	0	2	2	2	14
0003114	5	26	31	2	0	0	2	4	4	37
0003115	0	19	19	0	0	0	0	1	1	20
0003116	0	21	21	4	0	0	4	1	1	26
0003119	0	30	30	5	0	0	5	3	3	38
0003121	0	39	39	3	0	0	3	9	9	51
0003122	0	42	42	11	0	0	11	6	6	59
0003123	0	31	31	2	0	0	2	1	1	34
0003125	0	9	9	0	0	0	0	0	0	9
0003129	0	12	12	4	0	0	4	1	1	17
0003130	4	26	30	5	0	0	5	1	1	36
0003140	0	6	6	2	0	0	2	0	0	8
0003143	0	10	10	0	0	0	0	0	0	10
0003145	0	24	24	1	0	0	1	6	6	31
0003146	0	25	25	6	0	0	6	4	4	35
0003148	0	24	24	9	0	0	9	9	9	42
0003151	0	23	23	1	0	0	1	1	1	25

	Counted			Not Counted				Partially Counted		Total
	Inactive Voter At Polling Place	Provisional Voter - Counted	Total	Provisional Voter - Not Counted	Voted at Polling Place	Voted by Absentee Ballot	Total	Provisional Voter - Counted	Total	
0003153	0	34	<b>34</b>	10	0	0	<b>10</b>	5	<b>5</b>	<b>49</b>
0003158	4	4	<b>8</b>	0	0	0	<b>0</b>	0	<b>0</b>	<b>8</b>
0003160	0	13	<b>13</b>	35	0	0	<b>35</b>	16	<b>16</b>	<b>64</b>
0003161	0	13	<b>13</b>	29	0	0	<b>29</b>	8	<b>8</b>	<b>50</b>
0003163	0	21	<b>21</b>	42	0	0	<b>42</b>	4	<b>4</b>	<b>67</b>
0003165	0	18	<b>18</b>	19	0	0	<b>19</b>	36	<b>36</b>	<b>73</b>
0003166	0	13	<b>13</b>	31	0	0	<b>31</b>	9	<b>9</b>	<b>53</b>
0003168	0	16	<b>16</b>	49	0	0	<b>49</b>	12	<b>12</b>	<b>77</b>
0003169	0	15	<b>15</b>	61	0	0	<b>61</b>	10	<b>10</b>	<b>86</b>
0003171	0	20	<b>20</b>	5	0	0	<b>5</b>	2	<b>2</b>	<b>27</b>
0003178	0	27	<b>27</b>	5	0	0	<b>5</b>	4	<b>4</b>	<b>36</b>
0003181	0	23	<b>23</b>	6	0	0	<b>6</b>	8	<b>8</b>	<b>37</b>
0004007	0	19	<b>19</b>	10	0	0	<b>10</b>	1	<b>1</b>	<b>30</b>
0004009	0	2	<b>2</b>	0	0	0	<b>0</b>	0	<b>0</b>	<b>2</b>
0004016	1	9	<b>10</b>	4	0	0	<b>4</b>	10	<b>10</b>	<b>24</b>
0004017	0	1	<b>1</b>	1	0	0	<b>1</b>	1	<b>1</b>	<b>3</b>
0004018	2	7	<b>9</b>	4	0	0	<b>4</b>	5	<b>5</b>	<b>18</b>
0004022	0	2	<b>2</b>	0	0	0	<b>0</b>	0	<b>0</b>	<b>2</b>
0004026	1	9	<b>10</b>	0	0	0	<b>0</b>	3	<b>3</b>	<b>13</b>
0004030	3	12	<b>15</b>	4	0	0	<b>4</b>	7	<b>7</b>	<b>26</b>
0004310	1	14	<b>15</b>	2	0	0	<b>2</b>	4	<b>4</b>	<b>21</b>
0004311	0	16	<b>16</b>	10	0	0	<b>10</b>	8	<b>8</b>	<b>34</b>

	Counted			Not Counted				Partially Counted		Total
	Inactive Voter At Polling Place	Provisional Voter - Counted	Total	Provisional Voter - Not Counted	Voted at Polling Place	Voted by Absentee Ballot	Total	Provisional Voter - Counted	Total	
0004321	0	21	<b>21</b>	21	0	0	<b>21</b>	8	<b>8</b>	<b>50</b>
0004324	0	2	<b>2</b>	2	0	0	<b>2</b>	0	<b>0</b>	<b>4</b>
0004331	0	83	<b>83</b>	29	0	2	<b>31</b>	22	<b>22</b>	<b>136</b>
0004333	0	4	<b>4</b>	3	0	0	<b>3</b>	3	<b>3</b>	<b>10</b>
0004341	0	30	<b>30</b>	12	0	0	<b>12</b>	10	<b>10</b>	<b>52</b>
0004344	1	36	<b>37</b>	11	1	1	<b>13</b>	5	<b>5</b>	<b>55</b>
0004345	0	13	<b>13</b>	8	0	0	<b>8</b>	5	<b>5</b>	<b>26</b>
0004354	0	28	<b>28</b>	5	0	0	<b>5</b>	0	<b>0</b>	<b>33</b>
0004361	0	19	<b>19</b>	2	0	0	<b>2</b>	3	<b>3</b>	<b>24</b>
0004363	1	17	<b>18</b>	0	0	0	<b>0</b>	0	<b>0</b>	<b>18</b>
0004364	0	16	<b>16</b>	2	0	0	<b>2</b>	2	<b>2</b>	<b>20</b>
0004367	0	1	<b>1</b>	0	0	0	<b>0</b>	0	<b>0</b>	<b>1</b>
0004371	0	12	<b>12</b>	3	0	1	<b>4</b>	2	<b>2</b>	<b>18</b>
0004372	2	12	<b>14</b>	1	0	0	<b>1</b>	3	<b>3</b>	<b>18</b>
0004373	0	29	<b>29</b>	5	0	0	<b>5</b>	3	<b>3</b>	<b>37</b>
0004374	1	11	<b>12</b>	4	0	0	<b>4</b>	2	<b>2</b>	<b>18</b>
0005002	0	29	<b>29</b>	9	0	0	<b>9</b>	12	<b>12</b>	<b>50</b>
0005004	0	8	<b>8</b>	2	0	0	<b>2</b>	2	<b>2</b>	<b>12</b>
0005005	2	14	<b>16</b>	3	0	0	<b>3</b>	4	<b>4</b>	<b>23</b>
0005006	3	5	<b>8</b>	2	0	0	<b>2</b>	2	<b>2</b>	<b>12</b>
0005008	1	11	<b>12</b>	0	0	0	<b>0</b>	2	<b>2</b>	<b>14</b>
0005010	1	12	<b>13</b>	1	0	0	<b>1</b>	4	<b>4</b>	<b>18</b>

	Counted			Not Counted				Partially Counted		Total
	Inactive Voter At Polling Place	Provisional Voter - Counted	Total	Provisional Voter - Not Counted	Voted at Polling Place	Voted by Absentee Ballot	Total	Provisional Voter - Counted	Total	
0005011	0	14	14	2	0	0	2	3	3	19
0005012	3	11	14	3	0	0	3	5	5	22
0005014	0	18	18	2	0	0	2	31	31	51
0005016	0	40	40	8	0	0	8	7	7	55
0005018	0	15	15	2	0	0	2	3	3	20
0005019	0	19	19	8	0	0	8	14	14	41
0005020	1	21	22	2	0	0	2	1	1	25
0005021	0	7	7	2	0	0	2	1	1	10
0005022	0	9	9	1	0	0	1	0	0	10
0005023	0	37	37	5	0	0	5	10	10	52
0005027	0	1	1	0	0	0	0	0	0	1
0005028	0	0	0	0	0	0	0	1	1	1
0005033	0	12	12	2	0	0	2	3	3	17
0005034	0	4	4	0	0	0	0	0	0	4
0005037	0	1	1	0	0	0	0	0	0	1
0005043	1	13	14	2	0	0	2	5	5	21
0005044	0	1	1	0	0	0	0	0	0	1
0005045	0	13	13	1	0	0	1	1	1	15
0005051	2	5	7	0	0	0	0	1	1	8
0005052	0	1	1	0	0	0	0	1	1	2
0005054	0	2	2	0	0	0	0	0	0	2
0005059	0	2	2	0	0	0	0	0	0	2

	Counted			Not Counted				Partially Counted		Total
	Inactive Voter At Polling Place	Provisional Voter - Counted	Total	Provisional Voter - Not Counted	Voted at Polling Place	Voted by Absentee Ballot	Total	Provisional Voter - Counted	Total	
0005064	0	3	3	0	0	0	0	0	0	3
0005101	0	22	22	7	0	0	7	4	4	33
0005108	0	34	34	4	0	0	4	3	3	41
0005110	0	24	24	3	0	0	3	4	4	31
0005114	0	7	7	2	0	0	2	2	2	11
0005162	0	19	19	28	0	0	28	19	19	66
0005401	0	19	19	0	0	0	0	3	3	22
0005402	0	12	12	5	0	0	5	4	4	21
0005403	0	35	35	2	0	0	2	8	8	45
0005405	0	11	11	2	0	0	2	0	0	13
0005406	0	29	29	2	0	0	2	0	0	31
0005407	0	21	21	0	0	0	0	0	0	21
0005413	0	14	14	2	0	0	2	3	3	19
<b>Total:</b>	<b>123</b>	<b>2976</b>	<b>3099</b>	<b>839</b>	<b>1</b>	<b>8</b>	<b>848</b>	<b>689</b>	<b>689</b>	<b>4636</b>



# District Registration by Party

											Total									
											DEM	REP	AIP	GRE	LIB	NLP	PAF	DTS	MISC	
*0-0	Santa Cruz County	79,280	30,898	2,490	5,266	1,285	168	487	27,102	1,208	148,184									
*114-0	14th Congressional District	21,093	12,242	865	1,465	555	49	124	8,303	428	45,124									
*117-0	17th Congressional District	58,187	18,656	1,625	3,801	730	119	363	18,799	780	103,060									
*211-0	11th Senatorial District	50,404	15,220	1,567	4,242	877	110	326	17,638	787	91,171									
*215-0	15th Senatorial District	28,876	15,678	923	1,024	408	58	161	9,464	421	57,013									
*327-0	27th Assembly District	67,286	27,146	2,213	5,080	1,219	145	399	24,112	1,117	128,717									
*328-0	28th Assembly District	11,994	3,752	277	186	66	23	88	2,990	91	19,467									
*401-0	1st Supervisorial District	16,045	6,896	533	998	269	34	93	5,653	292	30,813									
*402-0	2nd Supervisorial District	16,114	8,346	543	700	231	33	87	5,395	242	31,691									
*403-0	3rd Supervisorial District	21,159	4,066	504	2,184	291	48	133	7,050	284	35,719									
*404-0	4th Supervisorial District	10,251	3,224	230	155	56	21	74	2,584	77	16,672									
*405-0	5th Supervisorial District	15,711	8,366	680	1,229	438	32	100	6,420	313	33,289									
*501-0	City Of Santa Cruz	23,009	4,493	571	2,319	293	47	149	7,739	299	38,919									
*502-0	City Of Capitola	3,212	1,321	138	155	45	6	21	1,231	54	6,183									
*503-0	City Of Watsonville	8,812	2,519	195	100	46	13	55	2,143	59	13,942									
*503-1	City Of Watsonville - District 1	748	91	15	11	4	2	5	159	1	1,036									
*503-2	City Of Watsonville - District 2	833	135	11	8	3	3	13	177	2	1,185									
*503-3	City Of Watsonville - District 3	1,585	377	37	7	7	2	11	396	13	2,435									
*503-4	City Of Watsonville - District 4	1,374	455	29	17	7	3	8	384	14	2,291									
*503-5	City Of Watsonville - District 5	1,066	275	28	15	10	1	9	278	5	1,687									
*503-6	City Of Watsonville - District 6	1,397	480	36	18	4	2	6	363	10	2,316									
*503-7	City Of Watsonville - District 7	1,809	706	39	24	11	0	3	386	14	2,992									
*504-0	City Of Scotts Valley	2,936	2,758	148	105	52	8	5	1,265	66	7,343									
*599-0	Unincorporated Area	41,311	19,807	1,438	2,587	849	94	257	14,724	730	81,797									
*0BE-0	State Board of Equalization - District 1	79,280	30,898	2,490	5,266	1,285	168	487	27,102	1,208	148,184									
CB-0	County Board of Education	77,831	29,850	2,413	5,201	1,240	163	476	26,452	1,156	144,782									
CB02-0	Santa Clara County Board Of Education	1,424	1,024	77	62	45	5	9	641	52	3,339									
CB02-2	Santa Clara County Board Of Education - Area 2	1,424	1,024	77	62	45	5	9	641	52	3,339									
CB03-0	San Benito County Board Of Education	25	24	0	3	0	0	2	9		63									
CB03-2	San Benito County Board Of Education - Area 2	25	24	0	3	0	0	2	9		63									
CB-1	County Board of Education-Trustee Area 1	11,447	6,319	490	938	370	28	76	4,684	251	24,603									
CB-2	County Board of Education-Trustee Area 2	12,718	4,582	379	1,114	182	25	78	4,403	184	23,665									
CB-3	County Board of Education-Trustee Area 3	16,300	3,293	408	1,573	216	33	96	5,557	210	27,686									
CB-4	County Board of Education-Trustee Area 4	12,017	4,329	417	734	182	23	79	4,278	200	22,259									
CB-5	County Board of Education-Trustee Area 5	12,348	6,868	414	606	209	29	53	4,153	204	24,884									
CB-6	County Board of Education-Trustee Area 6	6,944	1,954	151	84	42	9	41	1,746	45	11,016									
CB-7	County Board of Education-Trustee Area 7	6,057	2,505	154	152	39	16	53	1,631	62	10,669									

CC01-0	Cabrillo Community College District	77,871	29,881	2,413	5,204	1,240	163	478	26,475	1,156	144,881
CC01-1	Cabrillo Community College District- Trustee Area 1	11,496	6,832	545	836	368	24	65	4,827	246	25,239
CC01-2	Cabrillo Community College District- Trustee Area 2	12,606	4,565	375	1,098	189	27	77	4,298	191	23,426
CC01-3	Cabrillo Community College District- Trustee Area 3	12,380	4,708	421	735	195	24	76	4,376	210	23,125
CC01-4	Cabrillo Community College District- Trustee Area 4	17,506	3,184	406	1,800	242	39	116	5,960	228	29,481
CC01-5	Cabrillo Community College District- Trustee Area 5	7,078	1,829	159	85	35	13	48	1,751	39	11,037
CC01-6	Cabrillo Community College District- Trustee Area 6	12,026	6,641	391	546	177	26	54	3,988	189	24,038
CC01-7	Cabrillo Community College District- Trustee Area 7	4,852	2,131	116	105	34	10	43	1,286	53	8,630
CC02-0	West Valley-Mission Community College District	1,409	1,017	77	62	45	5	9	627	52	3,303
SC055-0	Aromas-San Juan Unified School District	25	24	0	3	0	0	2	9		63
UN01-0	San Lorenzo Valley Unified School District	8,080	3,726	366	693	295	16	59	3,348	167	16,750
UN01-1	San Lorenzo Valley Unified School District - Trustee Area 1	1,578	704	88	149	74	2	7	668	36	3,306
UN01-2	San Lorenzo Valley Unified School District - Trustee Area 2	1,696	666	83	141	76	7	16	793	37	3,515
UN01-3	San Lorenzo Valley Unified School District - Trustee Area 3	2,046	948	74	154	61	3	16	801	34	4,137
UN01-4	San Lorenzo Valley Unified School District - Trustee Area 4	1,332	584	61	114	27	1	7	469	20	2,615
UN01-5	San Lorenzo Valley Unified School District - Trustee Area 5	1,428	824	60	135	57	3	13	617	40	3,177
UN02-0	Pajaro Valley Unified School District	22,885	10,047	621	692	242	49	134	6,662	268	41,600
UN02-1	Pajaro Valley Unified School District - Trustee Area 1	5,038	2,734	159	260	84	10	20	1,662	88	10,055
UN02-2	Pajaro Valley Unified School District - Trustee Area 2	3,769	1,662	92	77	21	8	25	1,019	42	6,715
UN02-3	Pajaro Valley Unified School District - Trustee Area 3	401	50	8	6	2	3	2	90	0	562
UN02-4	Pajaro Valley Unified School District - Trustee Area 4	2,346	538	41	30	16	4	22	509	7	3,513
UN02-5	Pajaro Valley Unified School District - Trustee Area 5	2,727	765	67	38	14	4	15	729	22	4,381
UN02-6	Pajaro Valley Unified School District - Trustee Area 6	3,625	1,302	89	66	23	6	28	944	30	6,113
UN02-7	Pajaro Valley Unified School District - Trustee Area 7	4,979	2,996	165	215	82	14	22	1,709	79	10,261
UN04-0	Scotts Valley Unified School District	4,597	4,275	233	189	93	9	12	1,975	106	11,489
		<b>DEM</b>	<b>REP</b>	<b>AIP</b>	<b>GRE</b>	<b>LIB</b>	<b>NLP</b>	<b>PAF</b>	<b>DTS</b>	<b>MISC</b>	
HS01-0	Santa Cruz City School District	42,269	11,802	1,193	3,627	610	89	271	14,467	615	74,943
HS01-1	Santa Cruz City Schools (In City)--TA 1	23,009	4,493	571	2,319	293	47	149	7,739	299	38,919
HS01-2	Santa Cruz City Schools (Outside City)--TA 2	19,252	7,308	622	1,308	317	42	122	6,726	316	36,013
UN03-0	Los Gatos-Saratoga Joint Union High School District	1,424	1,024	77	62	45	5	9	641	52	3,339
SC001-0	Santa Cruz Elementary School (In City)	23,010	4,493	571	2,319	293	47	149	7,740	299	38,921
SC003-0	Santa Cruz Elementary School (in/out City)	23,804	4,887	588	2,377	307	47	151	8,011	314	40,486
SC058-0	Bonny Doon Union Elementary School District	1,204	372	19	159	26	7	12	407	17	2,223
SC065-0	Lakeside Joint School District	402	222	26	16	13	3	1	162	9	854
SC073-0	Happy Valley Elementary School District	571	204	13	45	27	2	0	217	8	1,087
SC079-0	Loma Prieta Joint Union Elementary School District	1,022	802	51	46	32	2	8	479	43	2,485
SC082-0	Live Oak School District	7,106	2,144	250	520	119	20	51	2,521	121	12,852
SC083-0	Mountain Elementary School District	491	237	18	47	10	2	4	154	8	971
SC086-0	Pacific School District	279	72	7	44	6	0	3	93	12	516
SC092-0	Santa Cruz Elementary School District (outside City)	795	394	17	58	14	0	2	272	15	1,567
SC096-0	Soquel Union Elementary School District	8,813	3,886	298	435	115	11	50	3,063	135	16,806
PT01-0	Santa Cruz Port District	34,454	9,318	954	2,963	466	65	222	11,539	503	60,484
UC-0	UCSC	2,528	202	63	280	33	6	11	1,191	22	4,336



CSA-48	Unincorporated Fire Area	5,933	3,218	195	459	150	16	35	2,203	125	12,334
FI01-0	Boulder Creek Fire Protection District	3,013	1,266	156	253	136	9	22	1,340	68	6,263
FI02-0	Felton Fire Protection District	1,901	1,116	85	166	49	1	11	740	42	4,111
FI03-0	Ben Lomond Fire Protection District	1,794	791	68	150	52	3	15	698	26	3,597
FI04-0	Zayante Fire Protection District	1,169	483	49	93	45	4	10	472	27	2,352
FI05-0	Scotts Valley Fire Protection District	4,821	4,372	234	205	92	8	13	2,048	106	11,899
FI07-0	Branciforte Fire Protection District	736	260	20	58	30	3	0	270	13	1,390
FI08-0	Central Fire Protection District	16,303	6,200	562	989	242	32	104	5,707	264	30,403
FI11-0	Aptos/La Selva Fire Protection District	8,047	4,547	264	354	122	21	35	2,679	139	16,208
FI13-0	Pajaro Valley Fire Protection District	3,600	1,566	87	106	25	11	36	1,013	35	6,479
FI15-0	Aromas Tri-County Fire Protection District	25	24	0	3	0	0	2	9		63
		<b>DEM</b>	<b>REP</b>	<b>AIP</b>	<b>GRE</b>	<b>LIB</b>	<b>NLP</b>	<b>PAF</b>	<b>DTS</b>	<b>MISC</b>	
ROS-0	Midpeninsula Regional Open Space District	1	0	0	3	0	0	0	2		6
GHA-0	Place De Mer Geological Hazard Abatement District	18	15	1	6	0	0	0	5	2	47
CSA11-0	Csa 11 Unincorporated Parks & Recreation	37,021	17,987	1,250	2,274	692	80	231	13,012	644	73,191
CSA11L-0	CSA 11 L	409	81	18	43	10	2	5	163	9	740
RE01-0	Boulder Creek Recreation and Park District	3,020	1,264	151	257	136	9	22	1,341	68	6,268
RE02-0	Alba Recreation	28	11	0	7	1	0	1	7		55
RE04-0	Opal Cliffs Recreation	316	128	5	19	7	1	1	95	7	579
RE05-0	La Selva Beach Recreation District	642	281	18	25	11	3	0	196	10	1,186
RECON-0	County Resource Conservation District	44,523	21,128	1,576	2,742	894	100	278	15,955	784	87,980
SA01-0	Salsipuedes Sanitary District	432	176	8	5	2	1	5	127	7	763
WA01-0	San Lorenzo Valley Water District	6,036	3,059	260	486	217	12	41	2,498	130	12,739
WA02-0	Lompico County Water District	409	81	18	43	10	2	5	163	9	740
WA03-0	Scotts Valley Water District	2,416	2,196	138	95	53	7	4	1,082	50	6,041
WA04-0	Soquel Creek Water District	13,032	6,484	451	619	187	21	57	4,512	227	25,590
WA05-0	Central Water District	958	613	31	38	15	1	5	320	17	1,998
WA06-0	Pajaro Valley Water Management Agency	14,174	5,347	335	269	103	28	102	3,753	123	24,234
WA06-1	Pajaro Valley Water Management Agency - Division A	4,608	2,293	121	120	47	9	32	1,361	54	8,645
WA06-2	Pajaro Valley Water Management Agency - Division B	4,357	1,100	107	57	23	7	31	1,078	35	6,795
WA06-3	Pajaro Valley Water Management Agency - Division C	4,228	1,325	82	57	25	7	27	967	19	6,737
WA06-4	Pajaro Valley Water Management Agency - Division D	995	645	26	35	8	5	12	353	15	2,094
MR01-0	Proposed Felton Mello-Roos	1,266	589	50	105	33	0	7	411	22	2,483
O115-0	Old 15th Congressional District	17,077	10,172	742	1,248	498	40	96	7,017	373	37,263
O117-0	Old 17th Congressional District	62,203	20,726	1,748	4,018	787	128	391	20,085	835	110,921
O215-0	Old 15th State Senate District	79,280	30,898	2,490	5,266	1,285	168	487	27,102	1,208	148,184

O327-0	Old 27th Assembly District	67,337	27,162	2,213	5,082	1,220	145	399	24,125	1,117	128,800
O328-0	Old 28th Assembly District	11,943	3,736	277	184	65	23	88	2,977	91	19,384
		<b>DEM</b>	<b>REP</b>	<b>AIP</b>	<b>GRE</b>	<b>LIB</b>	<b>NLP</b>	<b>PAF</b>	<b>DTS</b>	<b>MISC</b>	

Printed: 10/29/2004 7:37:00AM

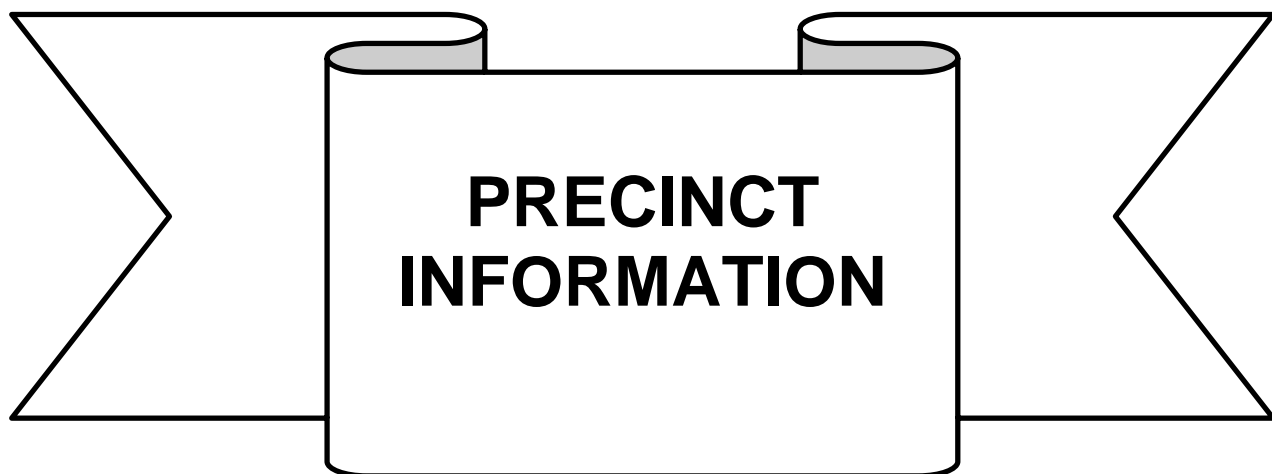


## District Statistics Summary

### for Presidential General Election - 11/02/2004

District	- Number of Voting Precincts -			Total Registration
	Mail Ballot	Polling Place	Total	
<b>County Districts:</b>				
*0 - 0 Santa Cruz County	116	163	279	148,185
<b>United States Representative Districts:</b>				
*114 - 0 14th Congressional District	74	49	123	45,160
*117 - 0 17th Congressional District	42	114	156	103,025
<b>State Senator Districts:</b>				
*211 - 0 11th Senatorial District	36	98	134	91,150
*215 - 0 15th Senatorial District	80	65	145	57,035
<b>Member of the State Assembly Districts:</b>				
*327 - 0 27th Assembly District	100	139	239	128,736
*328 - 0 28th Assembly District	16	24	40	19,449
<b>County Supervisor Districts:</b>				
*405 - 0 5th Supervisorial District	37	34	71	33,291
<b>City Districts:</b>				
*501 - 0 City Of Santa Cruz	0	43	43	38,905
*502 - 0 City Of Capitola	1	7	8	6,185
*503 - 0 City Of Watsonville	4	17	21	13,931
*503 - 1 City Of Watsonville - District 1	0	2	2	1,034
*503 - 2 City Of Watsonville - District 2	1	1	2	1,185
*503 - 6 City Of Watsonville - District 6	2	3	5	2,310
*504 - 0 City Of Scotts Valley	1	7	8	7,341
*599 - 0 Unincorporated Area	110	89	199	81,823
<b>County Board of Education Districts:</b>				
CB - 3 County Board of Education-Trustee Area 3	12	31	43	27,676
<b>Community College Districts:</b>				
CC02 - 0 West Valley-Mission Community College Di	3	4	7	3,340
<b>Unified School Districts:</b>				
SC055 - 0 Aromas-San Juan Unified School District	1	0	1	63
UN01 - 0 San Lorenzo Valley Unified School Distri	22	16	38	16,750
UN02 - 2 Pajaro Valley Unified School District -	9	9	18	6,707
UN02 - 3 Pajaro Valley Unified School District -	2	1	3	562
UN02 - 6 Pajaro Valley Unified School District -	10	7	17	6,113
UN04 - 0 Scotts Valley Unified School District	14	13	27	11,492
<b>High School Districts:</b>				
HS01 - 0 Santa Cruz City School District	33	82	115	74,919
UN03 - 0 Los Gatos-Saratoga Joint Union High Scho	4	4	8	3,377

District	- Number of Voting Precincts -			Total Registration
	Mail Ballot	Polling Place	Total	
<b>School Districts:</b>				
SC058 - 0 Bonny Doon Union Elementary School Distr	3	2	5	2,219
SC079 - 0 Loma Prieta Joint Union Elementary Schoo	2	3	5	2,515
SC082 - 0 Live Oak School District	1	13	14	12,845
SC096 - 0 Soquel Union Elementary School District	10	19	29	16,801
<b>Port Districts:</b>				
PT01 - 0 Santa Cruz Port District	12	64	76	60,456
<b>Fire Districts:</b>				
FI03 - 0 Ben Lomond Fire Protection District	1	4	5	3,600
FI11 - 0 Aptos/La Selva Fire Protection District	6	17	23	16,214
FI13 - 0 Pajaro Valley Fire Protection District	13	8	21	6,472
<b>Parks &amp; Recreations Districts:</b>				
RE01 - 0 Boulder Creek Recreation and Park Distri	3	6	9	6,267
<b>Water Districts:</b>				
WA01 - 0 San Lorenzo Valley Water District	20	13	33	12,742



**Ballot Type - Voting Precinct - Registration Xref (Detail)  
for Presidential General Election - 11/02/2004**

Ballot Type	Voting Precinct	Mail Ballot?	Registration	Ballot Type	Voting Precinct	Mail Ballot?	Registration	Ballot Type	Voting Precinct	Mail Ballot?	Registration		
<b>1</b>					0002059	YES	0		0001069	YES	115		
	0001002		1,412	<b>#</b>	<b>Vot Pcts:</b>	<b>6</b>	<b>Total Reg:</b>	<b>1,965</b>	<b>#</b>	<b>Vot Pcts:</b>	<b>1</b>	<b>Total Reg:</b>	<b>115</b>
	0001005		1,271	<b>7</b>				<b>18</b>					
	0001006		1,070		0001016		601		0001075	YES	31		
	0001008		1,027		0001051	YES	10	<b>#</b>	<b>Vot Pcts:</b>	<b>1</b>	<b>Total Reg:</b>	<b>31</b>	
	0001009		655	<b>#</b>	<b>Vot Pcts:</b>	<b>2</b>	<b>Total Reg:</b>	<b>611</b>	<b>19</b>				
	0001010		912	<b>8</b>					0001077	YES	53		
	0001011		1,302		0001001	YES	37	<b>#</b>	<b>Vot Pcts:</b>	<b>1</b>	<b>Total Reg:</b>	<b>53</b>	
	0001017		852	<b>#</b>	<b>Vot Pcts:</b>	<b>1</b>	<b>Total Reg:</b>	<b>37</b>	<b>20</b>				
	0001019		620	<b>9</b>					0001079	YES	9		
	0001020		961		0001029		346	<b>#</b>	<b>Vot Pcts:</b>	<b>1</b>	<b>Total Reg:</b>	<b>9</b>	
	0001022		852		0001046	YES	17	<b>21</b>					
	0001024		740		0001078	YES	176		0001101		681		
	0003008		906		0002061	YES	0		0001103		811		
<b>#</b>	<b>Vot Pcts:</b>	<b>13</b>	<b>Total Reg:</b>	<b>12,580</b>	<b>#</b>	<b>Vot Pcts:</b>	<b>4</b>	<b>Total Reg:</b>	<b>539</b>		0001113	699	
<b>2</b>				<b>10</b>					0003145		1,229		
	0001013		1,004		0001018	YES	187		0003146		1,247		
	0001026		955		0001060		999		0003148		862		
	0001027		873		0002022		449	<b>#</b>	<b>Vot Pcts:</b>	<b>3</b>	<b>Total Reg:</b>	<b>1,635</b>	
	0001030		818	<b>11</b>					0003151		815		
	0001041		367		0001035		631	<b>#</b>	<b>Vot Pcts:</b>	<b>1</b>	<b>Total Reg:</b>	<b>631</b>	
	0001044	YES	32	<b>12</b>					0003153		1,203		
	0001061		1,252		0001037		453		0003158		741		
	0002048		904		0001038		1,397	<b>#</b>	<b>Vot Pcts:</b>	<b>2</b>	<b>Total Reg:</b>	<b>1,850</b>	
<b>#</b>	<b>Vot Pcts:</b>	<b>8</b>	<b>Total Reg:</b>	<b>6,205</b>	<b>13</b>				0001039		1,447		
<b>3</b>				<b>14</b>					0001045	YES	81		
	0001014	YES	206		0001076	YES	8	<b>#</b>	<b>Vot Pcts:</b>	<b>2</b>	<b>Total Reg:</b>	<b>89</b>	
<b>#</b>	<b>Vot Pcts:</b>	<b>1</b>	<b>Total Reg:</b>	<b>206</b>	<b>15</b>				0001021	YES	80		
<b>4</b>				<b>16</b>					0001048		529		
	0001007	YES	84		0001055	YES	9	<b>#</b>	<b>Vot Pcts:</b>	<b>2</b>	<b>Total Reg:</b>	<b>609</b>	
	0003002		517		0002004		644	<b>17</b>					
<b>#</b>	<b>Vot Pcts:</b>	<b>2</b>	<b>Total Reg:</b>	<b>601</b>		0002006	916		0002001		1,085		
<b>5</b>									0002013		542		
	0001012	YES	30		0002039	YES	53	<b>#</b>	<b>Vot Pcts:</b>	<b>4</b>	<b>Total Reg:</b>	<b>1,789</b>	
	0001023		468		0001055	YES	9	<b>25</b>					
	0001050		415		0002004		644		0002007	YES	32		
	0001052	YES	96		0002006		916	<b>#</b>	<b>Vot Pcts:</b>	<b>1</b>	<b>Total Reg:</b>	<b>32</b>	
	0001058	YES	45		0002039	YES	53						
	0001059	YES	3										
	0001064	YES	187										
	0001065	YES	47										
<b>#</b>	<b>Vot Pcts:</b>	<b>8</b>	<b>Total Reg:</b>	<b>1,291</b>									
<b>6</b>													
	0001004	YES	15										
	0001015		755										
	0001028		955										
	0001053	YES	2										
	0001057	YES	238										

Ballot Type	Voting Precinct	Mail Ballot?	Registration	Ballot Type	Voting Precinct	Mail Ballot?	Registration	Ballot Type	Voting Precinct	Mail Ballot?	Registration
<b>26</b>					0002024		997	<b>45</b>			
	0002034	YES	82		0002025		594		0003001	YES	136
	0004031	YES	7		0002026		426	<b># Tot Pcts:</b>	<b>1</b>	<b>Total Reg:</b>	<b>136</b>
<b># Tot Pcts:</b>	<b>2</b>	<b>Total Reg:</b>	<b>89</b>		0002029		918	<b>46</b>			
<b>27</b>					0002050	YES	0		0003003		915
	0002002	YES	3		0002051		1,437		0003004		1,304
<b># Tot Pcts:</b>	<b>1</b>	<b>Total Reg:</b>	<b>3</b>		0002054		711	<b># Tot Pcts:</b>	<b>2</b>	<b>Total Reg:</b>	<b>2,219</b>
<b>28</b>					0002064	YES	0				
	0002003	YES	186	<b># Tot Pcts:</b>	<b>9</b>	<b>Total Reg:</b>	<b>6,164</b>	<b>47</b>			
<b># Tot Pcts:</b>	<b>1</b>	<b>Total Reg:</b>	<b>186</b>	<b>38</b>					0003006	YES	14
<b>29</b>					0002017	YES	78	<b># Tot Pcts:</b>	<b>1</b>	<b>Total Reg:</b>	<b>14</b>
	0002005	YES	22		0002057	YES	135	<b>48</b>			
	0002010		793		0002062	YES	24		0003005	YES	0
	0002042	YES	58	<b># Tot Pcts:</b>	<b>3</b>	<b>Total Reg:</b>	<b>237</b>	<b># Tot Pcts:</b>	<b>1</b>	<b>Total Reg:</b>	<b>0</b>
	0002056	YES	0	<b>39</b>				<b>49</b>			
<b># Tot Pcts:</b>	<b>4</b>	<b>Total Reg:</b>	<b>873</b>		0002030		999		0003007	YES	55
<b>30</b>					0002031		845	<b># Tot Pcts:</b>	<b>1</b>	<b>Total Reg:</b>	<b>55</b>
	0002009	YES	149		0002032		1,045	<b>50</b>			
	0002011	YES	10		0002033		1,323		0003009	YES	35
	0002021	YES	101		0002035		1,227	<b># Tot Pcts:</b>	<b>1</b>	<b>Total Reg:</b>	<b>35</b>
	0004027	YES	19		0002038		534	<b>51</b>			
<b># Tot Pcts:</b>	<b>4</b>	<b>Total Reg:</b>	<b>279</b>		0002041		484		0003012	YES	44
<b>31</b>					0002052		1,199	<b># Tot Pcts:</b>	<b>1</b>	<b>Total Reg:</b>	<b>44</b>
	0002027	YES	56		0002053		1,232	<b>52</b>			
	0004030		616		0002060	YES	13		0003013	YES	0
<b># Tot Pcts:</b>	<b>2</b>	<b>Total Reg:</b>	<b>672</b>	<b># Tot Pcts:</b>	<b>11</b>	<b>Total Reg:</b>	<b>9,938</b>	<b># Tot Pcts:</b>	<b>1</b>	<b>Total Reg:</b>	<b>0</b>
<b>32</b>				<b>40</b>				<b>53</b>			
	0002014	YES	9		0002036	YES	25		0003014	YES	64
<b># Tot Pcts:</b>	<b>1</b>	<b>Total Reg:</b>	<b>9</b>	<b># Tot Pcts:</b>	<b>1</b>	<b>Total Reg:</b>	<b>25</b>	<b># Tot Pcts:</b>	<b>1</b>	<b>Total Reg:</b>	<b>64</b>
<b>33</b>				<b>41</b>				<b>54</b>			
	0002008		629		0002058	YES	134		0003101		453
<b># Tot Pcts:</b>	<b>1</b>	<b>Total Reg:</b>	<b>629</b>		0004032	YES	0		0003160		672
<b>34</b>				<b># Tot Pcts:</b>	<b>2</b>	<b>Total Reg:</b>	<b>134</b>		0003165		557
	0002016	YES	11	<b>42</b>					0003166		458
<b># Tot Pcts:</b>	<b>1</b>	<b>Total Reg:</b>	<b>11</b>		0002331		839		0003168		381
<b>35</b>					0004331		1,249	<b># Tot Pcts:</b>	<b>5</b>	<b>Total Reg:</b>	<b>2,521</b>
	0002015	YES	7		0004333		494	<b>55</b>			
	0002037		513	<b># Tot Pcts:</b>	<b>3</b>	<b>Total Reg:</b>	<b>2,582</b>		0003102		1,381
	0002040		883	<b>43</b>					0003103		1,243
	0002043	YES	13		0002335	YES	165		0003104		1,409
	0002044	YES	5		0004341		798		0003105		1,090
	0002046	YES	149		0004344		1,125		0003108		1,025
	0002055		475		0004345		806		0003113		1,015
<b># Tot Pcts:</b>	<b>7</b>	<b>Total Reg:</b>	<b>2,045</b>		0004354		937		0003114		1,277
<b>36</b>					0004372		826		0003115		1,108
	0002020	YES	76	<b># Tot Pcts:</b>	<b>6</b>	<b>Total Reg:</b>	<b>4,657</b>		0003116		1,069
<b># Tot Pcts:</b>	<b>1</b>	<b>Total Reg:</b>	<b>76</b>	<b>44</b>					0003119		1,279
<b>37</b>					0002366	YES	2		0003121		1,114
	0002023		1,081	<b># Tot Pcts:</b>	<b>1</b>	<b>Total Reg:</b>	<b>2</b>		0003122		584
									0003123		1,090

Ballot Type	Voting Precinct	Mail Ballot?	Registration	Ballot Type	Voting Precinct	Mail Ballot?	Registration	Ballot Type	Voting Precinct	Mail Ballot?	Registration		
	0003125		821	<b>#</b>	<b>Vot Pcts:</b>	<b>2</b>	<b>Total Reg:</b>	<b>824</b>	<b>77</b>				
	0003129		744	<b>67</b>					0005010		809		
	0003130		1,284		0004371		581		0005012		1,222		
	0003140		773		0004373		880		0005023		962		
	0003143		623		0004374		702		0005043		551		
	0003161		398	<b>#</b>	<b>Vot Pcts:</b>	<b>3</b>	<b>Total Reg:</b>	<b>2,163</b>	<b>#</b>	<b>Vot Pcts:</b>	<b>4</b>	<b>Total Reg:</b>	<b>3,544</b>
	0003163		714	<b>68</b>					<b>78</b>				
	0003169		455		0005000	YES	3		0005011		778		
<b>#</b>	<b>Vot Pcts:</b>	<b>21</b>	<b>Total Reg:</b>	<b>20,496</b>	<b>#</b>	<b>Vot Pcts:</b>	<b>1</b>	<b>Total Reg:</b>	<b>3</b>	0005016		1,440	
<b>56</b>	0004001	YES	2	<b>69</b>					0005019		1,336		
<b>#</b>	<b>Vot Pcts:</b>	<b>1</b>	<b>Total Reg:</b>	<b>2</b>		0005007	YES	114	0005020		898		
<b>57</b>					0005026	YES	110		0005021		880		
	0004007		1,165	<b>#</b>	<b>Vot Pcts:</b>	<b>2</b>	<b>Total Reg:</b>	<b>224</b>	0005038	YES	63		
	0004008	YES	0	<b>70</b>					<b>#</b>	<b>Vot Pcts:</b>	<b>6</b>	<b>Total Reg:</b>	<b>5,395</b>
	0004018		463		0005009	YES	3		<b>79</b>				
	0004026		528	<b>#</b>	<b>Vot Pcts:</b>	<b>1</b>	<b>Total Reg:</b>	<b>3</b>		0005037	YES	56	
<b>#</b>	<b>Vot Pcts:</b>	<b>4</b>	<b>Total Reg:</b>	<b>2,156</b>	<b>71</b>				<b>#</b>	<b>Vot Pcts:</b>	<b>1</b>	<b>Total Reg:</b>	<b>56</b>
<b>58</b>					0005055	YES	0		<b>80</b>				
	0004014	YES	37	<b>#</b>	<b>Vot Pcts:</b>	<b>1</b>	<b>Total Reg:</b>	<b>0</b>		0005042	YES	0	
	0004016		614	<b>72</b>					<b>#</b>	<b>Vot Pcts:</b>	<b>1</b>	<b>Total Reg:</b>	<b>0</b>
	0004017	YES	27		0005002		1,319		<b>81</b>				
	0004022	YES	80	<b>#</b>	<b>Vot Pcts:</b>	<b>1</b>	<b>Total Reg:</b>	<b>1,319</b>		0005035	YES	26	
<b>#</b>	<b>Vot Pcts:</b>	<b>4</b>	<b>Total Reg:</b>	<b>758</b>	<b>73</b>					0005036	YES	182	
<b>59</b>					0005004		702		<b>#</b>	<b>Vot Pcts:</b>	<b>2</b>	<b>Total Reg:</b>	<b>208</b>
	0004029	YES	0		0005005		860		<b>82</b>				
<b>#</b>	<b>Vot Pcts:</b>	<b>1</b>	<b>Total Reg:</b>	<b>0</b>	0005014		1,009			0005015	YES	126	
<b>60</b>					0005053	YES	12			0005027	YES	196	
	0004023	YES	63	<b>#</b>	<b>Vot Pcts:</b>	<b>5</b>	<b>Total Reg:</b>	<b>2,685</b>		0005029	YES	222	
<b>#</b>	<b>Vot Pcts:</b>	<b>1</b>	<b>Total Reg:</b>	<b>63</b>	<b>74</b>					0005033		603	
<b>61</b>					0005006		701			0005045		477	
	0004310		540		0005025	YES	88		<b>#</b>	<b>Vot Pcts:</b>	<b>6</b>	<b>Total Reg:</b>	<b>1,642</b>
<b>#</b>	<b>Vot Pcts:</b>	<b>1</b>	<b>Total Reg:</b>	<b>540</b>	<b>#</b>	<b>Vot Pcts:</b>	<b>2</b>	<b>Total Reg:</b>	<b>789</b>	<b>83</b>			
<b>62</b>					<b>75</b>					0005018		784	
	0004311		494		0005008		541			0005028	YES	32	
<b>#</b>	<b>Vot Pcts:</b>	<b>1</b>	<b>Total Reg:</b>	<b>494</b>	0005044	YES	227		<b>#</b>	<b>Vot Pcts:</b>	<b>2</b>	<b>Total Reg:</b>	<b>816</b>
<b>63</b>					0005046	YES	27		<b>84</b>				
	0004321		1,165		0005047	YES	69			0005022		728	
<b>#</b>	<b>Vot Pcts:</b>	<b>1</b>	<b>Total Reg:</b>	<b>1,165</b>	0005049	YES	208		<b>#</b>	<b>Vot Pcts:</b>	<b>1</b>	<b>Total Reg:</b>	<b>728</b>
<b>64</b>					0005056	YES	72		<b>85</b>				
	0004324	YES	20		0005058	YES	30			0005017	YES	36	
<b>#</b>	<b>Vot Pcts:</b>	<b>1</b>	<b>Total Reg:</b>	<b>20</b>	0005059	YES	226		<b>#</b>	<b>Vot Pcts:</b>	<b>1</b>	<b>Total Reg:</b>	<b>36</b>
<b>65</b>					0005061	YES	143		<b>86</b>				
	0004361		1,047		0005062	YES	91			0005034		329	
	0004364		437	<b>#</b>	<b>Vot Pcts:</b>	<b>11</b>	<b>Total Reg:</b>	<b>1,645</b>	<b>#</b>	<b>Vot Pcts:</b>	<b>1</b>	<b>Total Reg:</b>	<b>329</b>
<b>#</b>	<b>Vot Pcts:</b>	<b>2</b>	<b>Total Reg:</b>	<b>1,484</b>	<b>76</b>					0005039	YES	54	
<b>66</b>					0005065	YES	0		<b>#</b>	<b>Vot Pcts:</b>	<b>1</b>	<b>Total Reg:</b>	<b>54</b>
	0004363		778	<b>#</b>	<b>Vot Pcts:</b>	<b>1</b>	<b>Total Reg:</b>	<b>0</b>	<b>88</b>				
	0004367	YES	46										



Ballot Type	Voting Precinct	Mail Ballot?	Registration	Ballot Type	Voting Precinct	Mail Ballot?	Registration	Ballot Type	Voting Precinct	Mail Ballot?	Registration
	0005040	YES	226								
<b>#</b>	<b>Vot Pcts:</b>	<b>1</b>	<b>Total Reg:</b>	<b>226</b>							
<b>89</b>											
	0005041	YES	0								
<b>#</b>	<b>Vot Pcts:</b>	<b>1</b>	<b>Total Reg:</b>	<b>0</b>							
<b>90</b>											
	0005051		602								
	0005067	YES	26								
<b>#</b>	<b>Vot Pcts:</b>	<b>2</b>	<b>Total Reg:</b>	<b>628</b>							
<b>91</b>											
	0005031	YES	98								
<b>#</b>	<b>Vot Pcts:</b>	<b>1</b>	<b>Total Reg:</b>	<b>98</b>							
<b>92</b>											
	0005052		471								
<b>#</b>	<b>Vot Pcts:</b>	<b>1</b>	<b>Total Reg:</b>	<b>471</b>							
<b>93</b>											
	0005064	YES	61								
<b>#</b>	<b>Vot Pcts:</b>	<b>1</b>	<b>Total Reg:</b>	<b>61</b>							
<b>94</b>											
	0005101		1,212								
	0005162		704								
<b>#</b>	<b>Vot Pcts:</b>	<b>2</b>	<b>Total Reg:</b>	<b>1,916</b>							
<b>95</b>											
	0005108		1,419								
	0005110		1,066								
	0005114		589								
<b>#</b>	<b>Vot Pcts:</b>	<b>3</b>	<b>Total Reg:</b>	<b>3,074</b>							
<b>96</b>											
	0005401		894								
	0005402		618								
<b>#</b>	<b>Vot Pcts:</b>	<b>2</b>	<b>Total Reg:</b>	<b>1,512</b>							
<b>97</b>											
	0005403		1,445								
	0005405		1,000								
	0005406		1,063								
	0005407		1,055								
	0005413		1,266								
<b>#</b>	<b>Vot Pcts:</b>	<b>5</b>	<b>Total Reg:</b>	<b>5,829</b>							
<b>98</b>											
	0005412	YES	0								
<b>#</b>	<b>Vot Pcts:</b>	<b>1</b>	<b>Total Reg:</b>	<b>0</b>							
<b>Total Ballot Types:</b>			<b>98</b>								
<b>Total Registration:</b>			<b>148,185</b>								
<b>Total Voting Precincts:</b>			<b>279</b>								

**Ballot Type - Voting Precinct - Registration Xref (Detail)  
for Presidential General Election - 11/02/2004**

Ballot Type	Voting Precinct	Mail Ballot?	Registration	Ballot Type	Voting Precinct	Mail Ballot?	Registration	Ballot Type	Voting Precinct	Mail Ballot?	Registration		
<b>1</b>					0002059	YES	0		0001069	YES	115		
	0001002		1,412	<b>#</b>	<b>Vot Pcts:</b>	<b>6</b>	<b>Total Reg:</b>	<b>1,965</b>	<b>#</b>	<b>Vot Pcts:</b>	<b>1</b>	<b>Total Reg:</b>	<b>115</b>
	0001005		1,271	<b>7</b>				<b>18</b>					
	0001006		1,070		0001016		601		0001075	YES	31		
	0001008		1,027		0001051	YES	10	<b>#</b>	<b>Vot Pcts:</b>	<b>1</b>	<b>Total Reg:</b>	<b>31</b>	
	0001009		655	<b>#</b>	<b>Vot Pcts:</b>	<b>2</b>	<b>Total Reg:</b>	<b>611</b>	<b>19</b>				
	0001010		912	<b>8</b>					0001077	YES	53		
	0001011		1,302		0001001	YES	37	<b>#</b>	<b>Vot Pcts:</b>	<b>1</b>	<b>Total Reg:</b>	<b>53</b>	
	0001017		852	<b>#</b>	<b>Vot Pcts:</b>	<b>1</b>	<b>Total Reg:</b>	<b>37</b>	<b>20</b>				
	0001019		620	<b>9</b>					0001079	YES	9		
	0001020		961		0001029		346	<b>#</b>	<b>Vot Pcts:</b>	<b>1</b>	<b>Total Reg:</b>	<b>9</b>	
	0001022		852		0001046	YES	17	<b>21</b>					
	0001024		740		0001078	YES	176		0001101		681		
	0003008		906		0002061	YES	0		0001103		811		
<b>#</b>	<b>Vot Pcts:</b>	<b>13</b>	<b>Total Reg:</b>	<b>12,580</b>	<b>#</b>	<b>Vot Pcts:</b>	<b>4</b>	<b>Total Reg:</b>	<b>539</b>		0001113	699	
<b>2</b>				<b>10</b>					0003145		1,229		
	0001013		1,004		0001018	YES	187		0003146		1,247		
	0001026		955		0001060		999		0003148		862		
	0001027		873		0002022		449	<b>#</b>	<b>Vot Pcts:</b>	<b>3</b>	<b>Total Reg:</b>	<b>1,635</b>	
	0001030		818	<b>11</b>					0003151		815		
	0001041		367		0001035		631	<b>#</b>	<b>Vot Pcts:</b>	<b>1</b>	<b>Total Reg:</b>	<b>631</b>	
	0001044	YES	32	<b>12</b>					0003153		1,203		
	0001061		1,252		0001037		453		0003158		741		
	0002048		904		0001038		1,397	<b>#</b>	<b>Vot Pcts:</b>	<b>2</b>	<b>Total Reg:</b>	<b>1,850</b>	
<b>#</b>	<b>Vot Pcts:</b>	<b>8</b>	<b>Total Reg:</b>	<b>6,205</b>	<b>13</b>				0001039		1,447		
<b>3</b>				<b>14</b>					0001045	YES	81		
	0001014	YES	206		0001076	YES	8	<b>#</b>	<b>Vot Pcts:</b>	<b>2</b>	<b>Total Reg:</b>	<b>89</b>	
<b>#</b>	<b>Vot Pcts:</b>	<b>1</b>	<b>Total Reg:</b>	<b>206</b>	<b>15</b>				0001021	YES	80		
<b>4</b>					0001048		529	<b>#</b>	<b>Vot Pcts:</b>	<b>2</b>	<b>Total Reg:</b>	<b>609</b>	
	0001007	YES	84	<b>16</b>					0001055	YES	9		
	0003002		517		0002004		644		0002006		916		
<b>#</b>	<b>Vot Pcts:</b>	<b>2</b>	<b>Total Reg:</b>	<b>601</b>		0002039	YES	53	<b>#</b>	<b>Vot Pcts:</b>	<b>4</b>	<b>Total Reg:</b>	<b>1,622</b>
<b>5</b>				<b>17</b>				<b>17</b>					
	0001012	YES	30		0001055	YES	9		0002007	YES	32		
	0001023		468		0002004		644	<b>#</b>	<b>Vot Pcts:</b>	<b>1</b>	<b>Total Reg:</b>	<b>32</b>	
	0001050		415		0002006		916		0002013		542		
	0001052	YES	96		0002039	YES	53		0002049	YES	55		
	0001058	YES	45					<b>#</b>	<b>Vot Pcts:</b>	<b>4</b>	<b>Total Reg:</b>	<b>1,789</b>	
	0001059	YES	3						0004009	YES	107		
	0001064	YES	187					<b>24</b>					
	0001065	YES	47						0002001		1,085		
<b>#</b>	<b>Vot Pcts:</b>	<b>8</b>	<b>Total Reg:</b>	<b>1,291</b>					0002013		542		
<b>6</b>									0002049	YES	55		
	0001004	YES	15						0002202		695		
	0001015		755						0002204		924		
	0001028		955						0002205		933		
	0001053	YES	2						0002206		701		
	0001057	YES	238						0002208		989		
								<b>#</b>	<b>Vot Pcts:</b>	<b>7</b>	<b>Total Reg:</b>	<b>5,920</b>	
								<b>25</b>					
									0002007	YES	32		
								<b>#</b>	<b>Vot Pcts:</b>	<b>1</b>	<b>Total Reg:</b>	<b>32</b>	

Ballot Type	Voting Precinct	Mail Ballot?	Registration	Ballot Type	Voting Precinct	Mail Ballot?	Registration	Ballot Type	Voting Precinct	Mail Ballot?	Registration
<b>26</b>					0002024		997	<b>45</b>			
	0002034	YES	82		0002025		594		0003001	YES	136
	0004031	YES	7		0002026		426	<b># Tot Pcts:</b>	<b>1</b>	<b>Total Reg:</b>	<b>136</b>
<b># Tot Pcts:</b>	<b>2</b>	<b>Total Reg:</b>	<b>89</b>		0002029		918	<b>46</b>			
<b>27</b>					0002050	YES	0		0003003		915
	0002002	YES	3		0002051		1,437		0003004		1,304
<b># Tot Pcts:</b>	<b>1</b>	<b>Total Reg:</b>	<b>3</b>		0002054		711	<b># Tot Pcts:</b>	<b>2</b>	<b>Total Reg:</b>	<b>2,219</b>
<b>28</b>					0002064	YES	0				
	0002003	YES	186	<b># Tot Pcts:</b>	<b>9</b>	<b>Total Reg:</b>	<b>6,164</b>	<b>47</b>			
<b># Tot Pcts:</b>	<b>1</b>	<b>Total Reg:</b>	<b>186</b>	<b>38</b>					0003006	YES	14
<b>29</b>					0002017	YES	78	<b># Tot Pcts:</b>	<b>1</b>	<b>Total Reg:</b>	<b>14</b>
	0002005	YES	22		0002057	YES	135	<b>48</b>			
	0002010		793		0002062	YES	24		0003005	YES	0
	0002042	YES	58	<b># Tot Pcts:</b>	<b>3</b>	<b>Total Reg:</b>	<b>237</b>	<b># Tot Pcts:</b>	<b>1</b>	<b>Total Reg:</b>	<b>0</b>
	0002056	YES	0	<b>39</b>				<b>49</b>			
<b># Tot Pcts:</b>	<b>4</b>	<b>Total Reg:</b>	<b>873</b>		0002030		999		0003007	YES	55
<b>30</b>					0002031		845	<b># Tot Pcts:</b>	<b>1</b>	<b>Total Reg:</b>	<b>55</b>
	0002009	YES	149		0002032		1,045	<b>50</b>			
	0002011	YES	10		0002033		1,323		0003009	YES	35
	0002021	YES	101		0002035		1,227	<b># Tot Pcts:</b>	<b>1</b>	<b>Total Reg:</b>	<b>35</b>
	0004027	YES	19		0002038		534	<b>51</b>			
<b># Tot Pcts:</b>	<b>4</b>	<b>Total Reg:</b>	<b>279</b>		0002041		484		0003012	YES	44
<b>31</b>					0002052		1,199	<b># Tot Pcts:</b>	<b>1</b>	<b>Total Reg:</b>	<b>44</b>
	0002027	YES	56		0002053		1,232	<b>52</b>			
	0004030		616		0002060	YES	13		0003013	YES	0
<b># Tot Pcts:</b>	<b>2</b>	<b>Total Reg:</b>	<b>672</b>	<b># Tot Pcts:</b>	<b>11</b>	<b>Total Reg:</b>	<b>9,938</b>	<b># Tot Pcts:</b>	<b>1</b>	<b>Total Reg:</b>	<b>0</b>
<b>32</b>				<b>40</b>				<b>53</b>			
	0002014	YES	9		0002036	YES	25		0003014	YES	64
<b># Tot Pcts:</b>	<b>1</b>	<b>Total Reg:</b>	<b>9</b>	<b># Tot Pcts:</b>	<b>1</b>	<b>Total Reg:</b>	<b>25</b>	<b># Tot Pcts:</b>	<b>1</b>	<b>Total Reg:</b>	<b>64</b>
<b>33</b>				<b>41</b>				<b>54</b>			
	0002008		629		0002058	YES	134		0003101		453
<b># Tot Pcts:</b>	<b>1</b>	<b>Total Reg:</b>	<b>629</b>		0004032	YES	0		0003160		672
<b>34</b>				<b># Tot Pcts:</b>	<b>2</b>	<b>Total Reg:</b>	<b>134</b>		0003165		557
	0002016	YES	11	<b>42</b>					0003166		458
<b># Tot Pcts:</b>	<b>1</b>	<b>Total Reg:</b>	<b>11</b>		0002331		839		0003168		381
<b>35</b>					0004331		1,249	<b># Tot Pcts:</b>	<b>5</b>	<b>Total Reg:</b>	<b>2,521</b>
	0002015	YES	7		0004333		494	<b>55</b>			
	0002037		513	<b># Tot Pcts:</b>	<b>3</b>	<b>Total Reg:</b>	<b>2,582</b>		0003102		1,381
	0002040		883	<b>43</b>					0003103		1,243
	0002043	YES	13		0002335	YES	165		0003104		1,409
	0002044	YES	5		0004341		798		0003105		1,090
	0002046	YES	149		0004344		1,125		0003108		1,025
	0002055		475		0004345		806		0003113		1,015
<b># Tot Pcts:</b>	<b>7</b>	<b>Total Reg:</b>	<b>2,045</b>		0004354		937		0003114		1,277
<b>36</b>					0004372		826		0003115		1,108
	0002020	YES	76	<b># Tot Pcts:</b>	<b>6</b>	<b>Total Reg:</b>	<b>4,657</b>		0003116		1,069
<b># Tot Pcts:</b>	<b>1</b>	<b>Total Reg:</b>	<b>76</b>	<b>44</b>					0003119		1,279
<b>37</b>					0002366	YES	2		0003121		1,114
	0002023		1,081	<b># Tot Pcts:</b>	<b>1</b>	<b>Total Reg:</b>	<b>2</b>		0003122		584
									0003123		1,090

Ballot Type	Voting Precinct	Mail Ballot?	Registration	Ballot Type	Voting Precinct	Mail Ballot?	Registration	Ballot Type	Voting Precinct	Mail Ballot?	Registration		
	0003125		821	<b>#</b>	<b>Vot Pcts:</b>	<b>2</b>	<b>Total Reg:</b>	<b>824</b>	<b>77</b>				
	0003129		744	<b>67</b>					0005010		809		
	0003130		1,284		0004371		581		0005012		1,222		
	0003140		773		0004373		880		0005023		962		
	0003143		623		0004374		702		0005043		551		
	0003161		398	<b>#</b>	<b>Vot Pcts:</b>	<b>3</b>	<b>Total Reg:</b>	<b>2,163</b>	<b>#</b>	<b>Vot Pcts:</b>	<b>4</b>	<b>Total Reg:</b>	<b>3,544</b>
	0003163		714	<b>68</b>					<b>78</b>				
	0003169		455		0005000	YES	3		0005011		778		
<b>#</b>	<b>Vot Pcts:</b>	<b>21</b>	<b>Total Reg:</b>	<b>20,496</b>	<b>#</b>	<b>Vot Pcts:</b>	<b>1</b>	<b>Total Reg:</b>	<b>3</b>	0005016		1,440	
<b>56</b>					<b>69</b>				0005019		1,336		
	0004001	YES	2						0005020		898		
<b>#</b>	<b>Vot Pcts:</b>	<b>1</b>	<b>Total Reg:</b>	<b>2</b>					0005021		880		
<b>57</b>					<b>#</b>	<b>Vot Pcts:</b>	<b>2</b>	<b>Total Reg:</b>	<b>224</b>	0005038	YES	63	
	0004007		1,165	<b>70</b>					<b>#</b>	<b>Vot Pcts:</b>	<b>6</b>	<b>Total Reg:</b>	<b>5,395</b>
	0004008	YES	0						<b>79</b>				
	0004018		463		0005009	YES	3			0005037	YES	56	
	0004026		528	<b>#</b>	<b>Vot Pcts:</b>	<b>1</b>	<b>Total Reg:</b>	<b>3</b>	<b>#</b>	<b>Vot Pcts:</b>	<b>1</b>	<b>Total Reg:</b>	<b>56</b>
<b>#</b>	<b>Vot Pcts:</b>	<b>4</b>	<b>Total Reg:</b>	<b>2,156</b>	<b>71</b>				<b>80</b>				
<b>58</b>										0005042	YES	0	
	0004014	YES	37	<b>#</b>	<b>Vot Pcts:</b>	<b>1</b>	<b>Total Reg:</b>	<b>0</b>	<b>#</b>	<b>Vot Pcts:</b>	<b>1</b>	<b>Total Reg:</b>	<b>0</b>
	0004016		614	<b>72</b>					<b>81</b>				
	0004017	YES	27							0005035	YES	26	
	0004022	YES	80	<b>#</b>	<b>Vot Pcts:</b>	<b>1</b>	<b>Total Reg:</b>	<b>1,319</b>		0005036	YES	182	
<b>#</b>	<b>Vot Pcts:</b>	<b>4</b>	<b>Total Reg:</b>	<b>758</b>	<b>73</b>				<b>#</b>	<b>Vot Pcts:</b>	<b>2</b>	<b>Total Reg:</b>	<b>208</b>
<b>59</b>									<b>82</b>				
	0004029	YES	0		0005004		702			0005015	YES	126	
<b>#</b>	<b>Vot Pcts:</b>	<b>1</b>	<b>Total Reg:</b>	<b>0</b>						0005027	YES	196	
<b>60</b>					0005005		860			0005029	YES	222	
	0004023	YES	63		0005014		1,009			0005033		603	
<b>#</b>	<b>Vot Pcts:</b>	<b>1</b>	<b>Total Reg:</b>	<b>63</b>						0005045		477	
<b>61</b>					0005053	YES	12			0005066	YES	18	
	0004310		540	<b>#</b>	<b>Vot Pcts:</b>	<b>5</b>	<b>Total Reg:</b>	<b>2,685</b>	<b>#</b>	<b>Vot Pcts:</b>	<b>6</b>	<b>Total Reg:</b>	<b>1,642</b>
<b>#</b>	<b>Vot Pcts:</b>	<b>1</b>	<b>Total Reg:</b>	<b>540</b>	<b>74</b>				<b>83</b>				
<b>62</b>										0005018		784	
	0004311		494	<b>#</b>	<b>Vot Pcts:</b>	<b>2</b>	<b>Total Reg:</b>	<b>789</b>		0005028	YES	32	
<b>#</b>	<b>Vot Pcts:</b>	<b>1</b>	<b>Total Reg:</b>	<b>494</b>	<b>75</b>				<b>#</b>	<b>Vot Pcts:</b>	<b>2</b>	<b>Total Reg:</b>	<b>816</b>
<b>63</b>									<b>84</b>				
	0004321		1,165		0005008		541			0005022		728	
<b>#</b>	<b>Vot Pcts:</b>	<b>1</b>	<b>Total Reg:</b>	<b>1,165</b>					<b>#</b>	<b>Vot Pcts:</b>	<b>1</b>	<b>Total Reg:</b>	<b>728</b>
<b>64</b>					0005044	YES	227		<b>85</b>				
	0004324	YES	20		0005046	YES	27			0005017	YES	36	
<b>#</b>	<b>Vot Pcts:</b>	<b>1</b>	<b>Total Reg:</b>	<b>20</b>					<b>#</b>	<b>Vot Pcts:</b>	<b>1</b>	<b>Total Reg:</b>	<b>36</b>
<b>65</b>					0005047	YES	69		<b>86</b>				
	0004361		1,047		0005049	YES	208			0005034		329	
	0004364		437		0005056	YES	72		<b>#</b>	<b>Vot Pcts:</b>	<b>1</b>	<b>Total Reg:</b>	<b>329</b>
<b>#</b>	<b>Vot Pcts:</b>	<b>2</b>	<b>Total Reg:</b>	<b>1,484</b>					<b>87</b>				
<b>66</b>					0005058	YES	30			0005039	YES	54	
	0004363		778		0005059	YES	226		<b>#</b>	<b>Vot Pcts:</b>	<b>1</b>	<b>Total Reg:</b>	<b>54</b>
	0004367	YES	46		0005061	YES	143		<b>88</b>				
					0005062	YES	91						
					0005063	YES	11						
					<b>#</b>	<b>Vot Pcts:</b>	<b>11</b>	<b>Total Reg:</b>	<b>1,645</b>				
					<b>76</b>								
					0005065	YES	0						
					<b>#</b>	<b>Vot Pcts:</b>	<b>1</b>	<b>Total Reg:</b>	<b>0</b>				

Ballot Type	Voting Precinct	Mail Ballot?	Registration	Ballot Type	Voting Precinct	Mail Ballot?	Registration	Ballot Type	Voting Precinct	Mail Ballot?	Registration
	0005040	YES	226								
<b>#</b>	<b>Vot Pcts:</b>	<b>1</b>	<b>Total Reg:</b>	<b>226</b>							
<b>89</b>											
	0005041	YES	0								
<b>#</b>	<b>Vot Pcts:</b>	<b>1</b>	<b>Total Reg:</b>	<b>0</b>							
<b>90</b>											
	0005051		602								
	0005067	YES	26								
<b>#</b>	<b>Vot Pcts:</b>	<b>2</b>	<b>Total Reg:</b>	<b>628</b>							
<b>91</b>											
	0005031	YES	98								
<b>#</b>	<b>Vot Pcts:</b>	<b>1</b>	<b>Total Reg:</b>	<b>98</b>							
<b>92</b>											
	0005052		471								
<b>#</b>	<b>Vot Pcts:</b>	<b>1</b>	<b>Total Reg:</b>	<b>471</b>							
<b>93</b>											
	0005064	YES	61								
<b>#</b>	<b>Vot Pcts:</b>	<b>1</b>	<b>Total Reg:</b>	<b>61</b>							
<b>94</b>											
	0005101		1,212								
	0005162		704								
<b>#</b>	<b>Vot Pcts:</b>	<b>2</b>	<b>Total Reg:</b>	<b>1,916</b>							
<b>95</b>											
	0005108		1,419								
	0005110		1,066								
	0005114		589								
<b>#</b>	<b>Vot Pcts:</b>	<b>3</b>	<b>Total Reg:</b>	<b>3,074</b>							
<b>96</b>											
	0005401		894								
	0005402		618								
<b>#</b>	<b>Vot Pcts:</b>	<b>2</b>	<b>Total Reg:</b>	<b>1,512</b>							
<b>97</b>											
	0005403		1,445								
	0005405		1,000								
	0005406		1,063								
	0005407		1,055								
	0005413		1,266								
<b>#</b>	<b>Vot Pcts:</b>	<b>5</b>	<b>Total Reg:</b>	<b>5,829</b>							
<b>98</b>											
	0005412	YES	0								
<b>#</b>	<b>Vot Pcts:</b>	<b>1</b>	<b>Total Reg:</b>	<b>0</b>							
<b>Total Ballot Types:</b>			<b>98</b>								
<b>Total Registration:</b>			<b>148,185</b>								
<b>Total Voting Precincts:</b>			<b>279</b>								



## List of Selected Polling Sites with Voting Precincts

Presidential General Election 11/2/2004

All Precincts

ALL PRECINCTS

ID	Polling Place Name	Sample Ballot Address	Map Number	User Codes	Access?
2	East Cliff Village Apartments Community Room 0001002	1635 Tremont Dr SANTA CRUZ, CA 95062 Ballot Type: 1 Registration: 1,412 *Absentee: 261 Consolidation: 0001002 0001003 0001004 0001031			No
352	Simpkins Family Swim Center Live Oak Community Center Room B 0001005	979 17th Ave Santa Cruz, CA 95062 Ballot Type: 1 Registration: 1,271 *Absentee: 248 Consolidation: 0001005 0001032			Yes
353	Simpkins Family Swim Center Live Oak Community Ctr Room A 0001006	979 17th Ave Santa Cruz, CA 95062 Ballot Type: 1 Registration: 1,070 *Absentee: 231 Consolidation: 0001006 0001007			Yes
6	Brommer Manor Residential Care 0001008	2000 Brommer St Santa Cruz, CA 95062-3049 Ballot Type: 1 Registration: 1,027 *Absentee: 200 Consolidation: 0001008 0001033			Yes
29	United Methodist Church Social Hall 0001009	2091 17th Ave SANTA CRUZ, CA 95062 Ballot Type: 1 Registration: 655 *Absentee: 122 Consolidation: 0001009			Yes
428	United Methodist Church 0001010	2091 17th Ave Santa Cruz, CA 95062 Ballot Type: 1 Registration: 912 *Absentee: 197 Consolidation: 0001010 0001034			Yes
359	Veterans Of Foreign Wars Post 7263 0001011	2259 7th Ave SANTA CRUZ, CA 95062 Ballot Type: 1 Registration: 1,302 *Absentee: 258 Consolidation: 0001011 0001012			Yes
411	Odd Fellows Lodge Odd Fellows Bldg. 0001013	40 Brookwood Dr Santa Cruz, CA 95065-1501 Ballot Type: 2 Registration: 1,004 *Absentee: 339 Consolidation: 0001013 0001035B 0001068B			No
12	Branciforte Fire Station Apparatus Room 0001015	2711 Branciforte Dr Santa Cruz, CA 95065 Ballot Type: 6 Registration: 755 *Absentee: 134 Consolidation: 0001015B 0001015D 0001052D	11		Yes
15	Armstrong Residence 0001016	2400 Glen Canyon Rd SANTA CRUZ, CA 95060 Ballot Type: 7 Registration: 601 *Absentee: 151 Consolidation: 0001016A 0001016B 0001072	10		No



## List of Selected Polling Sites with Voting Precincts

Presidential General Election 11/2/2004

All Precincts

ALL PRECINCTS

ID	Polling Place Name	Sample Ballot Address	Map Number	User Codes	Access?
433	Pleasure Point Community Church Multi-purpose Bldg. 0001017	761 26th Ave Santa Cruz, CA 95062 Ballot Type: 1 Registration: 852 *Absentee: 130 Consolidation: 0001017 0001018 0001042			Yes
432	Pleasure Point Community Church Multi- Purpose Bldg. 0001019	761 26th Ave Santa Cruz, CA 95062 Ballot Type: 1 Registration: 620 *Absentee: 100 Consolidation: 0001019 0001043			Yes
317	Coast Chapel  0001020	1275 30th Ave SANTA CRUZ, CA 95062 Ballot Type: 1 Registration: 961 *Absentee: 181 Consolidation: 0001020 0001021 0001025			No
415	Best Western Capitola Inn & Suites Begonia Room 0001022	1435 41st Ave Capitola, CA 95010 Ballot Type: 1 Registration: 852 *Absentee: 156 Consolidation: 0001022 0001044A			Yes
33	Mountain Bible Church Multi Use Room 0001023	23946 Summit Rd LOS GATOS, CA 95030 Ballot Type: 5 Registration: 468 *Absentee: 146 Consolidation: 0001023B 0001023C 0001023D 0001023G			No
393	Coast Chapel  0001024	1275 30th Ave Santa Cruz, CA 95062 Ballot Type: 1 Registration: 740 *Absentee: 112 Consolidation: 0001024			No
95	Capitola Community Center Room B 0001026	4400 Jade St Capitola, CA 95010-3932 Ballot Type: 2 Registration: 955 *Absentee: 185 Consolidation: 0001026 0001049 0001051			No
35	Sweets In The Nude  0001027	3131 Soquel Dr SOQUEL, CA 95073 Ballot Type: 2 Registration: 873 *Absentee: 200 Consolidation: 0001027 0001040			No
22	Mountain Elementary School Pac Room 0001028	3042 Old San Jose Rd SOQUEL, CA 95073 Ballot Type: 6 Registration: 955 *Absentee: 154 Consolidation: 0001028 0001067			Yes
416	First Church Of Christ Scientist Soquel Sunday School 0001029	3200 Center St Soquel, CA 95073 Ballot Type: 9 Registration: 346 *Absentee: 69 Consolidation: 0001029A 0001029B 0001054A 0001060A 0001060B			Yes



## List of Selected Polling Sites with Voting Precincts

Presidential General Election 11/2/2004

All Precincts

ALL PRECINCTS

ID	Polling Place Name	Sample Ballot Address	Map Number	User Codes	Access?
25	Emerald Bay Apartments Recreation Room 0001030	2500 Soquel Dr SANTA CRUZ, CA 95065 Ballot Type: 2 Registration: 818 *Absentee: 173 Consolidation: 0001030			No
30	Santa Cruz Gardens Elementary Sch. Library 0001035	8005 Winkle Ave SANTA CRUZ, CA 95065 Ballot Type: 11 Registration: 631 *Absentee: 154 Consolidation: 0001035A 0001068A	16		No
31	Christ Child Community Room  0001037	23230 Summit Rd Los Gatos, CA 95033-9278 Ballot Type: 12 Registration: 453 *Absentee: 76 Consolidation: 0001037			No
32	Skyland Community Church Whitaker Hall 0001038	25100 Skyland Rd LOS GATOS, CA 95030 Ballot Type: 12 Registration: 1,397 *Absentee: 339 Consolidation: 0001038 0001047	6		Yes
381	Soquel High School Multi Purpose Room 0001039	401 Old San Jose Rd Soquel, CA 95073-2213 Ballot Type: 13 Registration: 1,447 *Absentee: 427 Consolidation: 0001039 0001045A 0001045C 0001076B	16		No
44	Congregational Church Of Soquel Parish Hall 0001041	4951 Soquel Dr Soquel, CA 95073-2430 Ballot Type: 2 Registration: 367 *Absentee: 57 Consolidation: 0001041			Yes
435	Hilton Santa Cruz - Scotts Valley Room 3 (3rd Floor) 0001048	6001 La Madrona Dr Santa Cruz, CA 95060 Ballot Type: 15 Registration: 529 *Absentee: 131 Consolidation: 0001048 0001050B 0001053B			Yes
436	Hilton Santa Cruz - Scotts Valley Room 2 - (3rd Floor) 0001050	6001 La Madrona Dr Santa Cruz, CA 95060 Ballot Type: 5 Registration: 415 *Absentee: 116 Consolidation: 0001050A 0001053A			Yes
290	Congregational Ch Of Soquel Parish Hall 0001060	4951 Soquel Dr Soquel, CA 95073-2430 Ballot Type: 10 Registration: 999 *Absentee: 233 Consolidation: 0001036 0001060C 0001063			Yes
390	Sesnon House-Cabrillo College  0001061	6500 Soquel Dr Aptos, CA 95003 Ballot Type: 2 Registration: 1,252 *Absentee: 315 Consolidation: 0001061 0001062			Yes





## List of Selected Polling Sites with Voting Precincts

Presidential General Election 11/2/2004

All Precincts

ALL PRECINCTS

ID	Polling Place Name	Sample Ballot Address	Map Number	User Codes	Access?
47	Church Of Christ Fellowship Hall 0001101	637 Pacheco Ave SANTA CRUZ, CA 95065 Ballot Type: 21 Registration: 681 *Absentee: 133 Consolidation: 0001101 0001102 0001112			No
367	Quaker Meeting House 2 0001103	225 Rooney St Santa Cruz, CA 95065 Ballot Type: 21 Registration: 811 *Absentee: 181 Consolidation: 0001103 0001104			No
50	Santa Cruz County Health Center Large Auditorium 0001113	1080 Emeline Ave Santa Cruz, CA 95060 Ballot Type: 21 Registration: 699 *Absentee: 217 Consolidation: 0001113 0001114 0001115			Yes
429	Best Western Capitola Inn & Suite 1 Begonia Room 0001202	1435 41st Ave Capitola, CA 95010 Ballot Type: 23 Registration: 639 *Absentee: 175 Consolidation: 0001202B 0001202C 0001203 0001208			Yes
87	Calabasas Elementary School Foyer 0002001	202 Calabasas Rd Watsonville, CA 95076-1039 Ballot Type: 24 Registration: 1,085 *Absentee: 214 Consolidation: 0002001A 0002007A 0002012 0002063 0002064			Yes
55	Corralitos Community Center 0002004	35 Browns Valley Rd. WATSONVILLE, CA 95076 Ballot Type: 16 Registration: 644 *Absentee: 116 Consolidation: 0002004A 0002004C 0002004D 0002009			Yes
56	Corralitos Community Church 0002006	26 Browns Valley Rd Watsonville, CA 95076-0510 Ballot Type: 16 Registration: 916 *Absentee: 199 Consolidation: 0002006A 0002006C 0002006F 0002014 0002017			Yes
158	Pinto Lake Mobile Estates Dining Room 0002008	789 Green Valley Rd WATSONVILLE, CA 95076 Ballot Type: 33 Registration: 629 *Absentee: 132 Consolidation: 0002008 0002011 0002020			Yes
75	Christ Lutheran Church Above Hwy Patrol 0002010	10707 Soquel Dr Aptos, CA 95003 Ballot Type: 29 Registration: 793 *Absentee: 219 Consolidation: 0002010B			Yes
154	Veterans Of Foreign Wars Post 1716 Ladies Auxilliary Room 0002013	1960 Freedom Blvd Freedom, CA 95019-2820 Ballot Type: 24 Registration: 542 *Absentee: 160 Consolidation: 0002013 0002016 0002018 0002019			Yes



## List of Selected Polling Sites with Voting Precincts

Presidential General Election 11/2/2004

All Precincts

ALL PRECINCTS

ID	Polling Place Name	Sample Ballot Address	Map Number	User Codes	Access?
324	Temple Beth El Jewish Community Center 0002022	3055 Porter Gulch Rd APTOS, CA 95003 Ballot Type: 10 Registration: 449 *Absentee: 109 Consolidation: 0002022 0002061B			No
61	First Baptist Church Fellowship Hall 0002023	7565 Sunset Way Aptos, CA 95003-3816 Ballot Type: 37 Registration: 1,081 *Absentee: 211 Consolidation: 0002023B			No
78	Resurrection Church Markey Community Center Hall 0002024	7600 Soquel Dr Aptos, CA 95003 Ballot Type: 37 Registration: 997 *Absentee: 228 Consolidation: 0002024A 0002024C			Yes
423	Resurrection Church Markey Community Center Hall 0002025	7600 Soquel Dr Aptos, CA 95003 Ballot Type: 37 Registration: 594 *Absentee: 109 Consolidation: 0002025A 0002025B 0002025D			Yes
77	Aptos Public Library Meeting Room 0002026	7695 Soquel Dr Aptos, CA 95003-3815 Ballot Type: 37 Registration: 426 *Absentee: 111 Consolidation: 0002026 0002027			Yes
419	Aegis Of Aptos Assisted Living (off Of Soquel Dr) 0002029	125 Heather Ter Aptos, CA 95003 Ballot Type: 37 Registration: 918 *Absentee: 176 Consolidation: 0002029	16		Yes
66	Rio Sands Motel Banquet Room 0002030	116 Aptos Beach Dr APTOS, CA 95003 Ballot Type: 39 Registration: 999 *Absentee: 217 Consolidation: 0002030 0002043			No
294	Rio Sands Motel 2 Banquet Room 0002031	116 Aptos Beach Dr APTOS, CA 95003 Ballot Type: 39 Registration: 845 *Absentee: 176 Consolidation: 0002031 0002044			No
67	Rio Del Mar Fire House 0002032	300 Bonita Dr APTOS, CA 95003 Ballot Type: 39 Registration: 1,045 *Absentee: 259 Consolidation: 0002032			No
254	Aptos Seascape Golf Club Seascape Room 0002033	610 Clubhouse Dr Aptos, CA 95003-4868 Ballot Type: 39 Registration: 1,323 *Absentee: 258 Consolidation: 0002033 0002045			No



## List of Selected Polling Sites with Voting Precincts

Presidential General Election 11/2/2004

All Precincts

ALL PRECINCTS

ID	Polling Place Name	Sample Ballot Address	Map Number	User Codes	Access?
339	La Selva Beach Clubhouse	314 Estrella Ave WATSONVILLE, CA 95076			Yes
0002035		Ballot Type: 39    Registration: 1,227    *Absentee: 204    Consolidation: 0002035 0002036 0002056A 0002056B 0002056E			
72	Monterey Bay Academy Fire Department	783 San Andreas Rd WATSONVILLE, CA 95076			Yes
0002037		Ballot Type: 35    Registration: 513    *Absentee: 97    Consolidation: 0002037 0002038D 0002060 0002067			
402	Monterey Bay Academy Fire Department	783 San Andreas Rd Watsonville, CA 95076			Yes
0002038		Ballot Type: 39    Registration: 534    *Absentee: 114    Consolidation: 0002038A 0002038B 0002038E 0002038F			
57	Holy Eucharist Catholic Church Classrooms	527 Corralitos Rd WATSONVILLE, CA 95076			Yes
0002040		Ballot Type: 35    Registration: 883    *Absentee: 224    Consolidation: 0002040A 0002040C 0002040D			
296	Unitarian Universalist Fellowship Chapel	6401 Freedom Blvd APTOS, CA 95003			Yes
0002041		Ballot Type: 39    Registration: 484    *Absentee: 129    Consolidation: 0002040B 0002041			
396	Sesnon House - Cabrillo College	6500 Soquel Dr Aptos, CA 95003			Yes
0002048		Ballot Type: 2    Registration: 904    *Absentee: 198    Consolidation: 0002048			
417	Aegis Of Aptos Assisted Living (off Of Soquel Dr.)	125 Heather Terrace Aptos, CA 95003	16		Yes
0002051		Ballot Type: 37    Registration: 1,437    *Absentee: 324    Consolidation: 0002051			
82	Community Methodist Church Fellowship Hall	221 Thunderbird Dr APTOS, CA 95003			Yes
0002052		Ballot Type: 39    Registration: 1,199    *Absentee: 295    Consolidation: 0002052			
364	La Selva Beach Clubhouse 2	314 Estrella Ave WATSONVILLE, CA 95076			Yes
0002053		Ballot Type: 39    Registration: 1,232    *Absentee: 336    Consolidation: 0002053			
84	St. Andrews Presbyterian Church Hubler Hall	9850 Monroe Ave APTOS, CA 95003			Yes
0002054		Ballot Type: 37    Registration: 711    *Absentee: 150    Consolidation: 0002054			



## List of Selected Polling Sites with Voting Precincts

Presidential General Election 11/2/2004

All Precincts

ALL PRECINCTS

ID	Polling Place Name	Sample Ballot Address	Map Number	User Codes	Access?
369	Valencia Hall 0002055	2555 Valencia Rd APTOS, CA 95003 Ballot Type: 35 Registration: 475 *Absentee: 95 Consolidation: 0002055C			Yes
370	Valencia Hall 2 0002063	2555 Valencia Rd APTOS, CA 95003 Ballot Type: 39 Registration: 1,037 *Absentee: 213 Consolidation: 0002055A			Yes
94	Trade Winds Mobile Park Clubhouse 0002201	4160 Jade St Capitola, CA 95010-3919 Ballot Type: 23 Registration: 1,039 *Absentee: 196 Consolidation: 0002201 0002210			No
88	Capitola City Hall Community Room 0002202	420 Capitola Ave Capitola, CA 95010-3318 Ballot Type: 23 Registration: 695 *Absentee: 132 Consolidation: 0002202 0002203			Yes
92	Shorelife Community Church Conference Room 0002204	875 Monterey Ave Capitola, CA 95010-2343 Ballot Type: 23 Registration: 924 *Absentee: 196 Consolidation: 0002204			No
91	St. Joseph's Catholic Church 0002205	435 Monterey Ave Capitola, CA 95010-3613 Ballot Type: 23 Registration: 933 *Absentee: 209 Consolidation: 0002205 0002209			No
89	County Office Of Education Pacific/ Ocean Room 0002206	809-H Bay Ave Capitola, CA 95010 Ballot Type: 23 Registration: 701 *Absentee: 120 Consolidation: 0002206 0002207			Yes
327	Capitola Comm Center Room A 0002208	4400 Jade St Capitola, CA 95010-3932 Ballot Type: 23 Registration: 989 *Absentee: 194 Consolidation: 0002208			No
98	Rolling Hills Middle School Library 0002331	130 Herman Ave WATSONVILLE, CA 95076 Ballot Type: 42 Registration: 839 *Absentee: 145 Consolidation: 0002331 0002332 0002333 0002341			No
332	Davenport Fire And Rescue 0003002	75 Marine View Ave Davenport, CA 95017 Ballot Type: 4 Registration: 517 *Absentee: 60 Consolidation: 0003002			No



## List of Selected Polling Sites with Voting Precincts

Presidential General Election 11/2/2004

All Precincts

ALL PRECINCTS

ID	Polling Place Name	Sample Ballot Address	Map Number	User Codes	Access?
102	Bonny Doon Union Elementary School Multi Use Room 0003003	1492 Pine Flat Rd SANTA CRUZ, CA 95060 Ballot Type: 46 Registration: 915 *Absentee: 163 Consolidation: 0003003			Yes
101	United Presbyterian Church Room 2 0003004	7065 Bonny Doon Rd Santa Cruz, CA 95060 Ballot Type: 46 Registration: 1,304 *Absentee: 306 Consolidation: 0003004A 0003007A			Yes
103	St. Stephen's Lutheran Church Fellowship Hall 0003008	2500 Soquel Ave SANTA CRUZ, CA 95062 Ballot Type: 1 Registration: 906 *Absentee: 187 Consolidation: 0003008 0003010 0003011			No
333	Housing Authority Cnty Of Santa Cruz Previously Santa Cruz School Dist.-rm 5 0003101	2931 Mission St (extension) SANTA CRUZ, CA 95060 Ballot Type: 54 Registration: 453 *Absentee: 128 Consolidation: 0003101A 0003113A 0003134A			Yes
304	Santa Cruz Fire Station #3  0003102	335 Younglove Ave SANTA CRUZ, CA 95060 Ballot Type: 55 Registration: 1,381 *Absentee: 266 Consolidation: 0003102 0003103 0003106 0003107			Yes
311	Housing Authority County Of Santa Cruz Previously Santa Cruz School Dist. Rm 4 0003103	2931 Mission St (extension) Santa Cruz, CA 95060 Ballot Type: 55 Registration: 1,243 *Absentee: 258 Consolidation: 0003101B			Yes
106	Roundtree Recreation Room  0003104	201 Nobel Dr Santa Cruz, CA 95060 Ballot Type: 55 Registration: 1,409 *Absentee: 222 Consolidation: 0003104			No
125	High Street Community Church Fireside Room 0003105	850 High St SANTA CRUZ, CA 95060 Ballot Type: 55 Registration: 1,090 *Absentee: 221 Consolidation: 0003105 0003109 0003110 0003159			Yes
109	Christian Life Center  0003108	1009 Mission St Santa Cruz, CA 95060-3524 Ballot Type: 55 Registration: 1,025 *Absentee: 197 Consolidation: 0003108 0003111 0003112 0003139			No
107	New Life Center Assembly Room 0003113	707 Fair Ave SANTA CRUZ, CA 95060 Ballot Type: 55 Registration: 1,015 *Absentee: 181 Consolidation: 0003113B 0003134B			No



## List of Selected Polling Sites with Voting Precincts

Presidential General Election 11/2/2004

All Precincts

ALL PRECINCTS

ID	Polling Place Name	Sample Ballot Address	Map Number	User Codes	Access?
119	Garfield Park Christian Church Fireside Room 0003114	111 Errett Circle SANTA CRUZ, CA 95060 Ballot Type: 55 Registration: 1,277 *Absentee: 170 Consolidation: 0003114 0003127 0003128	15		Yes
108	Garfield Park Village Scott Hall 0003115	721 Bay St SANTA CRUZ, CA 95060 Ballot Type: 55 Registration: 1,108 *Absentee: 205 Consolidation: 0003115 0003136 0003137			Yes
275	Christian Life Center  0003116	1009 Mission St Santa Cruz, CA 95060-3524 Ballot Type: 55 Registration: 1,069 *Absentee: 164 Consolidation: 0003116 0003117 0003118			No
111	Calvary Episcopal Church Parish Hall 0003119	532 Center St Santa Cruz, CA 95060-4313 Ballot Type: 55 Registration: 1,279 *Absentee: 164 Consolidation: 0003119 0003120 0003135			Yes
115	Louden Nelson Center Room 6 0003121	301 Center St SANTA CRUZ, CA 95060 Ballot Type: 55 Registration: 1,114 *Absentee: 174 Consolidation: 0003121			Yes
430	Louden Nelson Center Room 7 0003122	301 Center St Santa Cruz, CA 95060 Ballot Type: 55 Registration: 584 *Absentee: 58 Consolidation: 0003122			Yes
365	Sunshine Villa  0003123	80 Front St SANTA CRUZ, CA 95060 Ballot Type: 55 Registration: 1,090 *Absentee: 187 Consolidation: 0003123 0003124 0003133			No
118	The Ark  0003125	313 Swift St SANTA CRUZ, CA 95060 Ballot Type: 55 Registration: 821 *Absentee: 190 Consolidation: 0003125 0003126			Yes
277	Garfield Park Christian Church Fireside Room 0003129	111 Errett Circle SANTA CRUZ, CA 95060 Ballot Type: 55 Registration: 744 *Absentee: 133 Consolidation: 0003129 0003138	15		Yes
377	Shrine of Joseph Guardian of Redeemer  0003130	544 W Cliff Dr SANTA CRUZ, CA 95060 Ballot Type: 55 Registration: 1,284 *Absentee: 248 Consolidation: 0003130 0003131 0003132			Yes



## List of Selected Polling Sites with Voting Precincts

Presidential General Election 11/2/2004

All Precincts

ALL PRECINCTS

ID	Polling Place Name	Sample Ballot Address	Map Number	User Codes	Access?
439	Holy Cross Hall	170 High St Santa Cruz, CA 95060			Yes
0003140		Ballot Type: 55 Registration: 773 *Absentee: 188 Consolidation: 0003140 0003141			
440	Holy Cross Hall	170 High St Santa Cruz, CA 95060			Yes
0003143		Ballot Type: 55 Registration: 623 *Absentee: 90 Consolidation: 0003143 0003144			
132	Santa Cruz Bible Church	440 Frederick St SANTA CRUZ, CA 95062			Yes
0003145		Ballot Type: 21 Registration: 1,229 *Absentee: 240 Consolidation: 0003145 0003147 0003150			
375	Seventh Day Adventist Church Sundean Hall At 1032 Cayuga	1024 Cayuga St SANTA CRUZ, CA 95062			Yes
0003146		Ballot Type: 21 Registration: 1,247 *Absentee: 181 Consolidation: 0003146 0003156 0003157			
136	Pacific Cultural Center Dining Room	1307 Seabright Ave SANTA CRUZ, CA 95062			Yes
0003148		Ballot Type: 21 Registration: 862 *Absentee: 121 Consolidation: 0003148 0003149			
129	City Museum Exhibit Area	1305 E Cliff Dr SANTA CRUZ, CA 95062			No
0003151		Ballot Type: 21 Registration: 815 *Absentee: 107 Consolidation: 0003151 0003152			
133	La Posada Senior Housing Recreation Room	609 Frederick St SANTA CRUZ, CA 95062			Yes
0003153		Ballot Type: 21 Registration: 1,203 *Absentee: 213 Consolidation: 0003153 0003154 0003155			
148	Branciforte Jr. High School School Office	315 Poplar Ave Santa Cruz, CA 95062-1131			Yes
0003158		Ballot Type: 21 Registration: 741 *Absentee: 119 Consolidation: 0003158 0003173 0003174			
146	Oakes College Oakes Lobby	150 Heller Dr Santa Cruz, CA 95064			Yes
0003160		Ballot Type: 54 Registration: 672 *Absentee: 39 Consolidation: 0003160 0003167			
140	Cowell College Fireside Lounge	301 Mclaughlin Dr Santa Cruz, CA 95064			Yes
0003161		Ballot Type: 55 Registration: 398 *Absentee: 12 Consolidation: 0003161			



## List of Selected Polling Sites with Voting Precincts

Presidential General Election 11/2/2004

All Precincts

ALL PRECINCTS

ID	Polling Place Name	Sample Ballot Address	Map Number	User Codes	Access?
141	Crown College Crown/Merrill Community Room-Apartments 0003163	400 Mc Laughlin Dr Santa Cruz, CA 95064 Ballot Type: 55 Registration: 714 *Absentee: 22 Consolidation: 0003163 0003164			Yes
143	Porter College Fireside Lounge 0003165	301 Heller Dr SANTA CRUZ, CA 95064 Ballot Type: 54 Registration: 557 *Absentee: 28 Consolidation: 0003165			Yes
145	Kresge College Kresge Room 159 0003166	600 Kresge Ct Santa Cruz, CA 95064 Ballot Type: 54 Registration: 458 *Absentee: 30 Consolidation: 0003166			Yes
144	College VIII Red Room, Room 201 0003168	200 Heller Dr. SANTA CRUZ, CA 95064 Ballot Type: 54 Registration: 381 *Absentee: 15 Consolidation: 0003168			Yes
409	College X Lounge - Bldg R5 0003169	600 Mclaughlin Dr Santa Cruz, CA 95064 Ballot Type: 55 Registration: 455 *Absentee: 16 Consolidation: 0003169			Yes
147	Santa Cruz Community Church Social Hall 0003171	411 Roxas St Santa Cruz, CA 95062 Ballot Type: 21 Registration: 1,056 *Absentee: 204 Consolidation: 0003171 0003172 0003175 0003176			No
426	University Inn & Conference Ctr. Coast Room 0003178	611 Ocean St Santa Cruz, CA 95060 Ballot Type: 21 Registration: 946 *Absentee: 145 Consolidation: 0003178 0003179 0003180			Yes
235	San Lorenzo Park Apartments  0003181	134 Dakota Ave Santa Cruz, CA 95060-6607 Ballot Type: 21 Registration: 608 *Absentee: 86 Consolidation: 0003181			No
420	Kennedy Youth Center - Gym "Our Lady Help Of Christians" 0004007	2401 E Lake Ave Watsonville, CA 95076 Ballot Type: 57 Registration: 1,165 *Absentee: 296 Consolidation: 0004007 0004019 0004020 0004021			Yes
166	Amesti Elementary School Art Room 0004016	25 Amesti Rd Watsonville, CA 95076-1121 Ballot Type: 58 Registration: 614 *Absentee: 123 Consolidation: 0004016			Yes





## List of Selected Polling Sites with Voting Precincts

Presidential General Election 11/2/2004

All Precincts

ALL PRECINCTS

ID	Polling Place Name	Sample Ballot Address	Map Number	User Codes	Access?
165	Casserly Community Center	562 Casserly Rd WATSONVILLE, CA 95076			Yes
	0004018	Ballot Type: 57 Registration: 463 *Absentee: 101 Consolidation: 0004018			
164	Alianza Charter School Multi- Purpose Rm- Prev. Salsipuedes	115 Casserly Rd WATSONVILLE, CA 95076			Yes
	0004026	Ballot Type: 57 Registration: 528 *Absentee: 117 Consolidation: 0004026			
408	Monte Vista Christian Schools Gym - High School	2 School Way Watsonville, CA 95076			Yes
	0004030	Ballot Type: 31 Registration: 616 *Absentee: 168 Consolidation: 0004030B 0004030C 0004030D			
169	Watsonville Fire Station Classroom	115 2nd St Watsonville, CA 95076-4921			Yes
	0004310	Ballot Type: 61 Registration: 540 *Absentee: 70 Consolidation: 0004310 0004314A 0004315 0004316			
167	Callaghan Park Recreation Room	225 Sudden St Watsonville, CA 95076-3913			No
	0004311	Ballot Type: 62 Registration: 494 *Absentee: 69 Consolidation: 0004311 0004312 0004313 0004314B 0004317 0004318 0004319			
171	YWCA	340 E Beach St WATSONVILLE, CA 95076			No
	0004321	Ballot Type: 63 Registration: 1,165 *Absentee: 168 Consolidation: 0004321 0004322 0004323 0004324A 0004325A 0004326			
150	Freedom Elementary School Room 19	25 Holly Dr Freedom, CA 95019-2606			Yes
	0004331	Ballot Type: 42 Registration: 1,249 *Absentee: 325 Consolidation: 0004331 0004332 0004334 0004335 0004336			
174	Seventh Day Adventist Church	700 S Green Valley Rd WATSONVILLE, CA 95076			No
	0004333	Ballot Type: 42 Registration: 494 *Absentee: 114 Consolidation: 0004333 0004337			
178	Green Valley Christian Center Foyer	376 S Green Valley Rd WATSONVILLE, CA 95076	18		Yes
	0004341	Ballot Type: 43 Registration: 798 *Absentee: 139 Consolidation: 0004341			
434	Landmark Elementary Library	235 Ohlone Parkway Watsonville, CA 95076			Yes
	0004344	Ballot Type: 43 Registration: 1,125 *Absentee: 268 Consolidation: 0004344 0004350 0004351			



## List of Selected Polling Sites with Voting Precincts

Presidential General Election 11/2/2004

All Precincts

ALL PRECINCTS

ID	Polling Place Name	Sample Ballot Address	Map Number	User Codes	Access?
334	Seventh Day Adventist Church	700 S Green Valley Rd Watsonville, CA 95076-3086			No
0004345		Ballot Type: 43 Registration: 806 *Absentee: 143 Consolidation: 0004345			
301	Valley Heights Senior Rental Community	925 Freedom Blvd WATSONVILLE, CA 95076			No
0004354		Ballot Type: 43 Registration: 937 *Absentee: 211 Consolidation: 0004354 0004355			
190	Agriculture Extension Service Auditorium	1432 Freedom Blvd Watsonville, CA 95076-2741			Yes
0004361		Ballot Type: 65 Registration: 1,047 *Absentee: 221 Consolidation: 0004361 0004362			
437	Agriculture Extension Service Auditorium	1432 Freedom Blvd Watsonville, CA 95076			Yes
0004363		Ballot Type: 66 Registration: 778 *Absentee: 186 Consolidation: 0004363			
191	First Methodist Church Common's Room (fellowship Hall)	229 Stanford St Watsonville, CA 95076-3266			No
0004364		Ballot Type: 65 Registration: 437 *Absentee: 85 Consolidation: 0004364 0004366			
404	MacQuiddy Elementary School Room 1B	330 Martinelli St Watsonville, CA 95076			Yes
0004371		Ballot Type: 67 Registration: 581 *Absentee: 130 Consolidation: 0004371			
443	Ann Soldo Elementary School Room 211	1140 Menasco Dr Watsonville, CA 95076			Yes
0004372		Ballot Type: 43 Registration: 826 *Absentee: 173 Consolidation: 0004372 0004373C 0004374B			
194	Pajaro Village Recreation Room	739 Bronte Ave WATSONVILLE, CA 95076			Yes
0004373		Ballot Type: 67 Registration: 880 *Absentee: 220 Consolidation: 0004373A 0004373B			
289	Pajaro Village 2 Recreation Room	739 Bronte Ave WATSONVILLE, CA 95076			Yes
0004374		Ballot Type: 67 Registration: 702 *Absentee: 211 Consolidation: 0004374A			
195	St. John's Church Parish Hall	Russell Ave & Hwy 9 Felton, CA 95018			Yes
0005002		Ballot Type: 72 Registration: 1,319 *Absentee: 256 Consolidation: 0005002 0005003			



## List of Selected Polling Sites with Voting Precincts

Presidential General Election 11/2/2004

All Precincts

ALL PRECINCTS

ID	Polling Place Name	Sample Ballot Address	Map Number	User Codes	Access?
196	First Church Of Christ Scientist Sunday School Room 0005004	187 Laurel Dr FELTON, CA 95018 Ballot Type: 73 Registration: 702 *Absentee: 125 Consolidation: 0005004 0005005			No
221	Felton Fire House Meeting Room 0005005	131 Kirby St FELTON, CA 95018 Ballot Type: 73 Registration: 860 *Absentee: 157 Consolidation: 0005009B 0005009D 0005009F 0005009G 0005028			Yes
198	Felton Bible Church  0005006	5999 Graham Hill Rd Felton, CA 95018 Ballot Type: 74 Registration: 701 *Absentee: 111 Consolidation: 0005006A 0005006B 0005006C 0005006D			Yes
203	Highland Park Senior Center Multi-purpose Room 0005008	8500 Hwy 9 BEN LOMOND, CA 95005 Ballot Type: 75 Registration: 541 *Absentee: 144 Consolidation: 0005008C 0005043B 0005043C 0005043H			Yes
202	Highlands County Park Lorenzo Room 0005010	8500 Hwy 9 BEN LOMOND, CA 95005 Ballot Type: 77 Registration: 809 *Absentee: 139 Consolidation: 0005010B			Yes
422	Boulder Creek Community Church Sanctuary 0005011	12465 Hwy 9 Boulder Creek, Ballot Type: 78 Registration: 778 *Absentee: 121 Consolidation: 0005011A 0005030A			Yes
222	Ss. Peter & Paul Orthodox Church Fellowship Hall 0005012	9980 Hwy 9 BEN LOMOND, CA 95005 Ballot Type: 77 Registration: 1,222 *Absentee: 190 Consolidation: 0005012A 0005012C 0005013A 0005029A 0005029B 0005029D			Yes
227	Zayante Fire Protection District Large Meeting Room 0005014	7700 E Zayante Rd FELTON, CA 95018 Ballot Type: 73 Registration: 1,009 *Absentee: 198 Consolidation: 0005014B 0005027 0005040B			Yes
209	Boulder Creek Public Library Meeting Room 0005016	13390 West Park Ave BOULDER CREEK, CA 95006 Ballot Type: 78 Registration: 1,440 *Absentee: 282 Consolidation: 0005016A 0005016B 0005017A 0005017C 0005026A			No
212	Boulder Creek Country Club  0005018	16901 Big Basin Hwy Boulder Creek, CA 95006 Ballot Type: 83 Registration: 784 *Absentee: 128 Consolidation: 0005018C 0005026C			No



## List of Selected Polling Sites with Voting Precincts

Presidential General Election 11/2/2004

All Precincts

ALL PRECINCTS

ID	Polling Place Name	Sample Ballot Address	Map Number	User Codes	Access?
208	Boulder Creek Fire House Main Hall 0005019	13230 Highway 9 Boulder Creek, CA 95006 Ballot Type: 78 Registration: 1,336 *Absentee: 278 Consolidation: 0005019A 0005049A			No
386	Redwood Elementary School Multi-purpose Room 0005020	16900 Highway 9 Boulder Creek, CA 95006 Ballot Type: 78 Registration: 898 *Absentee: 168 Consolidation: 0005020C	1		Yes
398	Redwood Elementary School Multi-purpose Room 0005021	16900 Highway 9 Boulder Creek, CA 95006 Ballot Type: 78 Registration: 880 *Absentee: 188 Consolidation: 0005021A	1		Yes
217	Community Center 0005022	18260 Las Cumbres Rd Los Gatos, CA 95033 Ballot Type: 84 Registration: 728 *Absentee: 215 Consolidation: 0005022A 0005022B 0005022C			No
205	Ben Lomond Fire House Meeting Room 0005023	9430 Hwy 9 BEN LOMOND, CA 95005 Ballot Type: 77 Registration: 962 *Absentee: 197 Consolidation: 0005023 0005024A			Yes
399	Scotts Valley High School Student Union 0005033	555 Glenwood Dr Scotts Valley, CA 95066 Ballot Type: 82 Registration: 603 *Absentee: 167 Consolidation: 0005033 0005050A 0005050C 0005050D			Yes
240	Vista Del Lago Clubhouse 0005034	444 Whispering Pines Dr SCOTTS VALLEY, CA 95066 Ballot Type: 86 Registration: 329 *Absentee: 61 Consolidation: 0005034A			No
445	Highlands County Park Lorenzo Room 0005043	8500 Highway 9 Ben Lomond, CA 95005 Ballot Type: 77 Registration: 551 *Absentee: 124 Consolidation: 0005043A			Yes
319	Heavenly Cafe 0005045	1210 Mt Hermon Rd SCOTTS VALLEY, CA 95066 Ballot Type: 82 Registration: 477 *Absentee: 74 Consolidation: 0005045			Yes
421	Mountain Bible Church Multi Use Room 0005051	23946 Summit Rd Los Gatos, CA 95033 Ballot Type: 90 Registration: 602 *Absentee: 206 Consolidation: 0005051A			No



## List of Selected Polling Sites with Voting Precincts

Presidential General Election 11/2/2004

All Precincts

ALL PRECINCTS

ID	Polling Place Name	Sample Ballot Address	Map Number	User Codes	Access?
230	Paradise Park Small Social Hall 0005052	223 Keystone Way Santa Cruz, CA 95060 Ballot Type: 92    Registration: 471    *Absentee: 103    Consolidation: 0005052			No
363	Harvey West Club & Scout House Scout House 0005101	326 Evergreen St Or Harvey West Blvd. SANTA CRUZ, CA 95060 Ballot Type: 94    Registration: 1,212    *Absentee: 196    Consolidation: 0005101 0005142 0005177			Yes
431	Santa Cruz County Health Center Large Auditorium 0005108	1080 Emeline Ave Santa Cruz, CA 95060 Ballot Type: 95    Registration: 1,419    *Absentee: 217    Consolidation: 0005108 0005109 0005112 0005179			Yes
233	Senior Citizen Opportunities Scout Room 0005110	222 Market St SANTA CRUZ, CA 95060 Ballot Type: 95    Registration: 1,066    *Absentee: 213    Consolidation: 0005110 0005111 0005113 0005178			Yes
427	University Inn & Conference Ctr. Coast Room 0005114	611 Ocean St Santa Cruz, CA 95060 Ballot Type: 95    Registration: 589    *Absentee: 104    Consolidation: 0005114 0005115			Yes
238	Stevenson College Silverman Conference 0005162	101 McLaughlin Dr Santa Cruz, CA 95064 Ballot Type: 94    Registration: 704    *Absentee: 71    Consolidation: 0005162 0005163			Yes
279	Vista Del Lago 2 Clubhouse 0005401	444 Whispering Pines Dr SCOTTS VALLEY, CA 95066 Ballot Type: 96    Registration: 894    *Absentee: 188    Consolidation: 0005401 0005410			No
242	Oak Tree Villa  0005402	100 Lockwood Ln SCOTTS VALLEY, CA 95066 Ballot Type: 96    Registration: 618    *Absentee: 215    Consolidation: 0005402			Yes
243	Scotts Valley City Hall Council Chambers 0005403	1 Civic Center Dr Scotts Valley, CA 95066-4156 Ballot Type: 97    Registration: 1,445    *Absentee: 289    Consolidation: 0005403			Yes
349	City Of Scotts Valley Community Center Main Room & Fireside Room 0005405	360 Kings Village Rd Scotts Valley, CA 95066 Ballot Type: 97    Registration: 1,000    *Absentee: 217    Consolidation: 0005405			Yes



# List of Selected Polling Sites with Voting Precincts

Presidential General Election 11/2/2004

All Precincts

ALL PRECINCTS

ID	Polling Place Name	Sample Ballot Address	Map Number	User Codes	Access?
380	Scotts Valley Fire Station #3 Conference Room 0005406	251 Glenwood Dr Scotts Valley, CA 95066-3235 Ballot Type: 97 Registration: 1,063 *Absentee: 243 Consolidation: 0005406 0005411 0005412A			Yes
444	City Of Scotts Valley Community Center Main Room & Fireside Room 0005407	360 Kings Village Rd Scotts Valley, CA 95066 Ballot Type: 97 Registration: 1,055 *Absentee: 259 Consolidation: 0005407 0005408			Yes
250	New Hope 0005413	4001 Granite Creek SCOTT VALLEY, CA 95066 Ballot Type: 97 Registration: 1,266 *Absentee: 275 Consolidation: 0005413 0005414			Yes



## List of Selected Polling Sites with Voting Precincts

Presidential General Election 11/2/2004

Distribution Centers

Aptos Library

ID	Polling Place Name	Sample Ballot Address	Map Number	User Codes	Access?
317	Coast Chapel	1275 30th Ave SANTA CRUZ, CA 95062			No
	0001020	Ballot Type: 1    Registration: 961    *Absentee: 181    Consolidation: 0001020 0001021 0001025			
415	Best Western Capitola Inn & Suites Begonia Room	1435 41st Ave Capitola, CA 95010			Yes
	0001022	Ballot Type: 1    Registration: 852    *Absentee: 156    Consolidation: 0001022 0001044A			
393	Coast Chapel	1275 30th Ave Santa Cruz, CA 95062			No
	0001024	Ballot Type: 1    Registration: 740    *Absentee: 112    Consolidation: 0001024			
95	Capitola Community Center Room B	4400 Jade St Capitola, CA 95010-3932			No
	0001026	Ballot Type: 2    Registration: 955    *Absentee: 185    Consolidation: 0001026 0001049 0001051			
35	Sweets In The Nude	3131 Soquel Dr SOQUEL, CA 95073			No
	0001027	Ballot Type: 2    Registration: 873    *Absentee: 200    Consolidation: 0001027 0001040			
22	Mountain Elementary School Pac Room	3042 Old San Jose Rd SOQUEL, CA 95073			Yes
	0001028	Ballot Type: 6    Registration: 955    *Absentee: 154    Consolidation: 0001028 0001067			
416	First Church Of Christ Scientist Soquel Sunday School	3200 Center St Soquel, CA 95073			Yes
	0001029	Ballot Type: 9    Registration: 346    *Absentee: 69    Consolidation: 0001029A 0001029B 0001054A 0001060A 0001060B			
381	Soquel High School Multi Purpose Room	401 Old San Jose Rd Soquel, CA 95073-2213	16		No
	0001039	Ballot Type: 13    Registration: 1,447    *Absentee: 427    Consolidation: 0001039 0001045A 0001045C 0001076B			
44	Congregational Church Of Soquel Parish Hall	4951 Soquel Dr Soquel, CA 95073-2430			Yes
	0001041	Ballot Type: 2    Registration: 367    *Absentee: 57    Consolidation: 0001041			
290	Congregational Ch Of Soquel Parish Hall	4951 Soquel Dr Soquel, CA 95073-2430			Yes
	0001060	Ballot Type: 10    Registration: 999    *Absentee: 233    Consolidation: 0001036 0001060C 0001063			



## List of Selected Polling Sites with Voting Precincts

Presidential General Election 11/2/2004

Distribution Centers

Aptos Library

ID	Polling Place Name	Sample Ballot Address	Map Number	User Codes	Access?
390	Sesnon House-Cabrillo College 0001061	6500 Soquel Dr Aptos, CA 95003 Ballot Type: 2 Registration: 1,252 *Absentee: 315 Consolidation: 0001061 0001062			Yes
429	Best Western Capitola Inn & Suite 1 Begonia Room 0001202	1435 41st Ave Capitola, CA 95010 Ballot Type: 23 Registration: 639 *Absentee: 175 Consolidation: 0001202B 0001202C 0001203 0001208			Yes
75	Christ Lutheran Church Above Hwy Patrol 0002010	10707 Soquel Dr Aptos, CA 95003 Ballot Type: 29 Registration: 793 *Absentee: 219 Consolidation: 0002010B			Yes
324	Temple Beth El Jewish Community Center 0002022	3055 Porter Gulch Rd APTOS, CA 95003 Ballot Type: 10 Registration: 449 *Absentee: 109 Consolidation: 0002022 0002061B			No
61	First Baptist Church Fellowship Hall 0002023	7565 Sunset Way Aptos, CA 95003-3816 Ballot Type: 37 Registration: 1,081 *Absentee: 211 Consolidation: 0002023B			No
78	Resurrection Church Markey Community Center Hall 0002024	7600 Soquel Dr Aptos, CA 95003 Ballot Type: 37 Registration: 997 *Absentee: 228 Consolidation: 0002024A 0002024C			Yes
423	Resurrection Church Markey Community Center Hall 0002025	7600 Soquel Dr Aptos, CA 95003 Ballot Type: 37 Registration: 594 *Absentee: 109 Consolidation: 0002025A 0002025B 0002025D			Yes
77	Aptos Public Library Meeting Room 0002026	7695 Soquel Dr Aptos, CA 95003-3815 Ballot Type: 37 Registration: 426 *Absentee: 111 Consolidation: 0002026 0002027			Yes
419	Aegis Of Aptos Assisted Living (off Of Soquel Dr) 0002029	125 Heather Ter Aptos, CA 95003 Ballot Type: 37 Registration: 918 *Absentee: 176 Consolidation: 0002029	16		Yes
66	Rio Sands Motel Banquet Room 0002030	116 Aptos Beach Dr APTOS, CA 95003 Ballot Type: 39 Registration: 999 *Absentee: 217 Consolidation: 0002030 0002043			No





## List of Selected Polling Sites with Voting Precincts

Presidential General Election 11/2/2004

Distribution Centers

Aptos Library

ID	Polling Place Name	Sample Ballot Address	Map Number	User Codes	Access?
294	Rio Sands Motel 2 Banquet Room 0002031	116 Aptos Beach Dr APTOS, CA 95003 Ballot Type: 39 Registration: 845 *Absentee: 176 Consolidation: 0002031 0002044			No
67	Rio Del Mar Fire House 0002032	300 Bonita Dr APTOS, CA 95003 Ballot Type: 39 Registration: 1,045 *Absentee: 259 Consolidation: 0002032			No
254	Aptos Seascape Golf Club Seascape Room 0002033	610 Clubhouse Dr Aptos, CA 95003-4868 Ballot Type: 39 Registration: 1,323 *Absentee: 258 Consolidation: 0002033 0002045			No
296	Unitarian Universalist Fellowship Chapel 0002041	6401 Freedom Blvd APTOS, CA 95003 Ballot Type: 39 Registration: 484 *Absentee: 129 Consolidation: 0002040B 0002041			Yes
396	Sesnon House - Cabrillo College 0002048	6500 Soquel Dr Aptos, CA 95003 Ballot Type: 2 Registration: 904 *Absentee: 198 Consolidation: 0002048			Yes
417	Aegis Of Aptos Assisted Living (off Of Soquel Dr.) 0002051	125 Heather Terrace Aptos, CA 95003 Ballot Type: 37 Registration: 1,437 *Absentee: 324 Consolidation: 0002051	16		Yes
82	Community Methodist Church Fellowship Hall 0002052	221 Thunderbird Dr APTOS, CA 95003 Ballot Type: 39 Registration: 1,199 *Absentee: 295 Consolidation: 0002052			Yes
84	St. Andrews Presbyterian Church Hubler Hall 0002054	9850 Monroe Ave APTOS, CA 95003 Ballot Type: 37 Registration: 711 *Absentee: 150 Consolidation: 0002054			Yes
369	Valencia Hall 0002055	2555 Valencia Rd APTOS, CA 95003 Ballot Type: 35 Registration: 475 *Absentee: 95 Consolidation: 0002055C			Yes
370	Valencia Hall 2 0002063	2555 Valencia Rd APTOS, CA 95003 Ballot Type: 39 Registration: 1,037 *Absentee: 213 Consolidation: 0002055A			Yes



## List of Selected Polling Sites with Voting Precincts

Presidential General Election 11/2/2004

Distribution Centers

Aptos Library

ID	Polling Place Name	Sample Ballot Address	Map Number	User Codes	Access?
94	Trade Winds Mobile Park Clubhouse 0002201	4160 Jade St Capitola, CA 95010-3919 Ballot Type: 23 Registration: 1,039 *Absentee: 196 Consolidation: 0002201 0002210			No
88	Capitola City Hall Community Room 0002202	420 Capitola Ave Capitola, CA 95010-3318 Ballot Type: 23 Registration: 695 *Absentee: 132 Consolidation: 0002202 0002203			Yes
92	Shorelife Community Church Conference Room 0002204	875 Monterey Ave Capitola, CA 95010-2343 Ballot Type: 23 Registration: 924 *Absentee: 196 Consolidation: 0002204			No
91	St. Joseph's Catholic Church 0002205	435 Monterey Ave Capitola, CA 95010-3613 Ballot Type: 23 Registration: 933 *Absentee: 209 Consolidation: 0002205 0002209			No
89	County Office Of Education Pacific/ Ocean Room 0002206	809-H Bay Ave Capitola, CA 95010 Ballot Type: 23 Registration: 701 *Absentee: 120 Consolidation: 0002206 0002207			Yes
327	Capitola Comm Center Room A 0002208	4400 Jade St Capitola, CA 95010-3932 Ballot Type: 23 Registration: 989 *Absentee: 194 Consolidation: 0002208			No



## List of Selected Polling Sites with Voting Precincts

Presidential General Election 11/2/2004

Distribution Centers

Deliver -Los Gatos/Las Cumbres/Mountain area -10/2

ID	Polling Place Name	Sample Ballot Address	Map Number	User Codes	Access?
33	Mountain Bible Church Multi Use Room 0001023	23946 Summit Rd LOS GATOS, CA 95030 Ballot Type: 5    Registration: 468    *Absentee: 146	Consolidation: 0001023B 0001023C 0001023D 0001023G		No
31	Christ Child Community Room 0001037	23230 Summit Rd Los Gatos, CA 95033-9278 Ballot Type: 12    Registration: 453    *Absentee: 76	Consolidation: 0001037		No
32	Skyland Community Church Whitaker Hall 0001038	25100 Skyland Rd LOS GATOS, CA 95030 Ballot Type: 12    Registration: 1,397    *Absentee: 339	6 Consolidation: 0001038 0001047		Yes
217	Community Center 0005022	18260 Las Cumbres Rd Los Gatos, CA 95033 Ballot Type: 84    Registration: 728    *Absentee: 215	Consolidation: 0005022A 0005022B 0005022C		No
421	Mountain Bible Church Multi Use Room 0005051	23946 Summit Rd Los Gatos, CA 95033 Ballot Type: 90    Registration: 602    *Absentee: 206	Consolidation: 0005051A		No



## List of Selected Polling Sites with Voting Precincts

Presidential General Election 11/2/2004

Distribution Centers

Felton Firehouse

ID	Polling Place Name	Sample Ballot Address	Map Number	User Codes	Access?
102	Bonny Doon Union Elementary School Multi Use Room 0003003	1492 Pine Flat Rd SANTA CRUZ, CA 95060 Ballot Type: 46 Registration: 915 *Absentee: 163 Consolidation: 0003003			Yes
101	United Presbyterian Church Room 2 0003004	7065 Bonny Doon Rd Santa Cruz, CA 95060 Ballot Type: 46 Registration: 1,304 *Absentee: 306 Consolidation: 0003004A 0003007A			Yes
195	St. John's Church Parish Hall 0005002	Russell Ave & Hwy 9 Felton, CA 95018 Ballot Type: 72 Registration: 1,319 *Absentee: 256 Consolidation: 0005002 0005003			Yes
196	First Church Of Christ Scientist Sunday School Room 0005004	187 Laurel Dr FELTON, CA 95018 Ballot Type: 73 Registration: 702 *Absentee: 125 Consolidation: 0005004 0005005			No
221	Felton Fire House Meeting Room 0005005	131 Kirby St FELTON, CA 95018 Ballot Type: 73 Registration: 860 *Absentee: 157 Consolidation: 0005009B 0005009D 0005009F 0005009G 0005028			Yes
198	Felton Bible Church  0005006	5999 Graham Hill Rd Felton, CA 95018 Ballot Type: 74 Registration: 701 *Absentee: 111 Consolidation: 0005006A 0005006B 0005006C 0005006D			Yes
203	Highland Park Senior Center Multi-purpose Room 0005008	8500 Hwy 9 BEN LOMOND, CA 95005 Ballot Type: 75 Registration: 541 *Absentee: 144 Consolidation: 0005008C 0005043B 0005043C 0005043H			Yes
202	Highlands County Park Lorenzo Room 0005010	8500 Hwy 9 BEN LOMOND, CA 95005 Ballot Type: 77 Registration: 809 *Absentee: 139 Consolidation: 0005010B			Yes
422	Boulder Creek Community Church Sanctuary 0005011	12465 Hwy 9 Boulder Creek, Ballot Type: 78 Registration: 778 *Absentee: 121 Consolidation: 0005011A 0005030A			Yes
222	Ss. Peter & Paul Orthodox Church Fellowship Hall 0005012	9980 Hwy 9 BEN LOMOND, CA 95005 Ballot Type: 77 Registration: 1,222 *Absentee: 190 Consolidation: 0005012A 0005012C 0005013A 0005029A 0005029B 0005029D			Yes



## List of Selected Polling Sites with Voting Precincts

Presidential General Election 11/2/2004

Distribution Centers

Felton Firehouse

ID	Polling Place Name	Sample Ballot Address	Map Number	User Codes	Access?
227	Zayante Fire Protection District Large Meeting Room 0005014	7700 E Zayante Rd FELTON, CA 95018 Ballot Type: 73 Registration: 1,009 *Absentee: 198 Consolidation: 0005014B 0005027 0005040B			Yes
209	Boulder Creek Public Library Meeting Room 0005016	13390 West Park Ave BOULDER CREEK, CA 95006 Ballot Type: 78 Registration: 1,440 *Absentee: 282 Consolidation: 0005016A 0005016B 0005017A 0005017C 0005026A			No
212	Boulder Creek Country Club 0005018	16901 Big Basin Hwy Boulder Creek, CA 95006 Ballot Type: 83 Registration: 784 *Absentee: 128 Consolidation: 0005018C 0005026C			No
208	Boulder Creek Fire House Main Hall 0005019	13230 Highway 9 Boulder Creek, CA 95006 Ballot Type: 78 Registration: 1,336 *Absentee: 278 Consolidation: 0005019A 0005049A			No
386	Redwood Elementary School Multi-purpose Room 0005020	16900 Highway 9 Boulder Creek, CA 95006 Ballot Type: 78 Registration: 898 *Absentee: 168 Consolidation: 0005020C	1		Yes
398	Redwood Elementary School Multi-purpose Room 0005021	16900 Highway 9 Boulder Creek, CA 95006 Ballot Type: 78 Registration: 880 *Absentee: 188 Consolidation: 0005021A	1		Yes
205	Ben Lomond Fire House Meeting Room 0005023	9430 Hwy 9 BEN LOMOND, CA 95005 Ballot Type: 77 Registration: 962 *Absentee: 197 Consolidation: 0005023 0005024A			Yes
399	Scotts Valley High School Student Union 0005033	555 Glenwood Dr Scotts Valley, CA 95066 Ballot Type: 82 Registration: 603 *Absentee: 167 Consolidation: 0005033 0005050A 0005050C 0005050D			Yes
240	Vista Del Lago Clubhouse 0005034	444 Whispering Pines Dr SCOTTS VALLEY, CA 95066 Ballot Type: 86 Registration: 329 *Absentee: 61 Consolidation: 0005034A			No
445	Highlands County Park Lorenzo Room 0005043	8500 Highway 9 Ben Lomond, CA 95005 Ballot Type: 77 Registration: 551 *Absentee: 124 Consolidation: 0005043A			Yes



## List of Selected Polling Sites with Voting Precincts

Presidential General Election 11/2/2004

Distribution Centers

Felton Firehouse

ID	Polling Place Name	Sample Ballot Address	Map Number	User Codes	Access?
319	Heavenly Cafe 0005045	1210 Mt Hermon Rd SCOTT VALLEY, CA 95066 Ballot Type: 82 Registration: 477 *Absentee: 74 Consolidation: 0005045			Yes
279	Vista Del Lago 2 Clubhouse 0005401	444 Whispering Pines Dr SCOTT VALLEY, CA 95066 Ballot Type: 96 Registration: 894 *Absentee: 188 Consolidation: 0005401 0005410			No
242	Oak Tree Villa 0005402	100 Lockwood Ln SCOTT VALLEY, CA 95066 Ballot Type: 96 Registration: 618 *Absentee: 215 Consolidation: 0005402			Yes
243	Scotts Valley City Hall Council Chambers 0005403	1 Civic Center Dr Scotts Valley, CA 95066-4156 Ballot Type: 97 Registration: 1,445 *Absentee: 289 Consolidation: 0005403			Yes
349	City Of Scotts Valley Community Center Main Room & Fireside Room 0005405	360 Kings Village Rd Scotts Valley, CA 95066 Ballot Type: 97 Registration: 1,000 *Absentee: 217 Consolidation: 0005405			Yes
380	Scotts Valley Fire Station #3 Conference Room 0005406	251 Glenwood Dr Scotts Valley, CA 95066-3235 Ballot Type: 97 Registration: 1,063 *Absentee: 243 Consolidation: 0005406 0005411 0005412A			Yes
444	City Of Scotts Valley Community Center Main Room & Fireside Room 0005407	360 Kings Village Rd Scotts Valley, CA 95066 Ballot Type: 97 Registration: 1,055 *Absentee: 259 Consolidation: 0005407 0005408			Yes
250	New Hope 0005413	4001 Granite Creek SCOTT VALLEY, CA 95066 Ballot Type: 97 Registration: 1,266 *Absentee: 275 Consolidation: 0005413 0005414			Yes



## List of Selected Polling Sites with Voting Precincts

Presidential General Election 11/2/2004

Distribution Centers

Santa Cruz Warehouse

ID	Polling Place Name	Sample Ballot Address	Map Number	User Codes	Access?
2	East Cliff Village Apartments Community Room 0001002	1635 Tremont Dr SANTA CRUZ, CA 95062 Ballot Type: 1    Registration: 1,412    *Absentee: 261	Consolidation: 0001002 0001003 0001004 0001031		No
352	Simpkins Family Swim Center Live Oak Community Center Room B 0001005	979 17th Ave Santa Cruz, CA 95062 Ballot Type: 1    Registration: 1,271    *Absentee: 248	Consolidation: 0001005 0001032		Yes
353	Simpkins Family Swim Center Live Oak Community Ctr Room A 0001006	979 17th Ave Santa Cruz, CA 95062 Ballot Type: 1    Registration: 1,070    *Absentee: 231	Consolidation: 0001006 0001007		Yes
6	Brommer Manor Residential Care 0001008	2000 Brommer St Santa Cruz, CA 95062-3049 Ballot Type: 1    Registration: 1,027    *Absentee: 200	Consolidation: 0001008 0001033		Yes
29	United Methodist Church Social Hall 0001009	2091 17th Ave SANTA CRUZ, CA 95062 Ballot Type: 1    Registration: 655    *Absentee: 122	Consolidation: 0001009		Yes
428	United Methodist Church 0001010	2091 17th Ave Santa Cruz, CA 95062 Ballot Type: 1    Registration: 912    *Absentee: 197	Consolidation: 0001010 0001034		Yes
359	Veterans Of Foreign Wars Post 7263 0001011	2259 7th Ave SANTA CRUZ, CA 95062 Ballot Type: 1    Registration: 1,302    *Absentee: 258	Consolidation: 0001011 0001012		Yes
411	Odd Fellows Lodge Odd Fellows Bldg. 0001013	40 Brookwood Dr Santa Cruz, CA 95065-1501 Ballot Type: 2    Registration: 1,004    *Absentee: 339	Consolidation: 0001013 0001035B 0001068B		No
12	Branciforte Fire Station Apparatus Room 0001015	2711 Branciforte Dr Santa Cruz, CA 95065 Ballot Type: 6    Registration: 755    *Absentee: 134	11 Consolidation: 0001015B 0001015D 0001052D		Yes
15	Armstrong Residence 0001016	2400 Glen Canyon Rd SANTA CRUZ, CA 95060 Ballot Type: 7    Registration: 601    *Absentee: 151	10 Consolidation: 0001016A 0001016B 0001072		No



## List of Selected Polling Sites with Voting Precincts

Presidential General Election 11/2/2004

Distribution Centers

Santa Cruz Warehouse

ID	Polling Place Name	Sample Ballot Address	Map Number	User Codes	Access?
433	Pleasure Point Community Church Multi-purpose Bldg. 0001017	761 26th Ave Santa Cruz, CA 95062 Ballot Type: 1 Registration: 852 *Absentee: 130 Consolidation: 0001017 0001018 0001042			Yes
432	Pleasure Point Community Church Multi- Purpose Bldg. 0001019	761 26th Ave Santa Cruz, CA 95062 Ballot Type: 1 Registration: 620 *Absentee: 100 Consolidation: 0001019 0001043			Yes
25	Emerald Bay Apartments Recreation Room 0001030	2500 Soquel Dr SANTA CRUZ, CA 95065 Ballot Type: 2 Registration: 818 *Absentee: 173 Consolidation: 0001030			No
30	Santa Cruz Gardens Elementary Sch. Library 0001035	8005 Winkle Ave SANTA CRUZ, CA 95065 Ballot Type: 11 Registration: 631 *Absentee: 154 Consolidation: 0001035A 0001068A	16		No
435	Hilton Santa Cruz - Scotts Valley Room 3 (3rd Floor) 0001048	6001 La Madrona Dr Santa Cruz, CA 95060 Ballot Type: 15 Registration: 529 *Absentee: 131 Consolidation: 0001048 0001050B 0001053B			Yes
436	Hilton Santa Cruz - Scotts Valley Room 2 - (3rd Floor) 0001050	6001 La Madrona Dr Santa Cruz, CA 95060 Ballot Type: 5 Registration: 415 *Absentee: 116 Consolidation: 0001050A 0001053A			Yes
47	Church Of Christ Fellowship Hall 0001101	637 Pacheco Ave SANTA CRUZ, CA 95065 Ballot Type: 21 Registration: 681 *Absentee: 133 Consolidation: 0001101 0001102 0001112			No
367	Quaker Meeting House 2  0001103	225 Rooney St Santa Cruz, CA 95065 Ballot Type: 21 Registration: 811 *Absentee: 181 Consolidation: 0001103 0001104			No
50	Santa Cruz County Health Center Large Auditorium 0001113	1080 Emeline Ave Santa Cruz, CA 95060 Ballot Type: 21 Registration: 699 *Absentee: 217 Consolidation: 0001113 0001114 0001115			Yes
332	Davenport Fire And Rescue  0003002	75 Marine View Ave Davenport, CA 95017 Ballot Type: 4 Registration: 517 *Absentee: 60 Consolidation: 0003002			No





## List of Selected Polling Sites with Voting Precincts

Presidential General Election 11/2/2004

Distribution Centers

Santa Cruz Warehouse

ID	Polling Place Name	Sample Ballot Address	Map Number	User Codes	Access?
103	St. Stephen's Lutheran Church Fellowship Hall 0003008	2500 Soquel Ave SANTA CRUZ, CA 95062 Ballot Type: 1 Registration: 906 *Absentee: 187 Consolidation: 0003008 0003010 0003011			No
333	Housing Authority Cnty Of Santa Cruz Previously Santa Cruz School Dist.-rm 5 0003101	2931 Mission St (extension) SANTA CRUZ, CA 95060 Ballot Type: 54 Registration: 453 *Absentee: 128 Consolidation: 0003101A 0003113A 0003134A			Yes
304	Santa Cruz Fire Station #3  0003102	335 Younglove Ave SANTA CRUZ, CA 95060 Ballot Type: 55 Registration: 1,381 *Absentee: 266 Consolidation: 0003102 0003103 0003106 0003107			Yes
311	Housing Authority County Of Santa Cruz Previously Santa Cruz School Dist. Rm 4 0003103	2931 Mission St (extension) Santa Cruz, CA 95060 Ballot Type: 55 Registration: 1,243 *Absentee: 258 Consolidation: 0003101B			Yes
106	Roundtree Recreation Room  0003104	201 Nobel Dr Santa Cruz, CA 95060 Ballot Type: 55 Registration: 1,409 *Absentee: 222 Consolidation: 0003104			No
125	High Street Community Church Fireside Room 0003105	850 High St SANTA CRUZ, CA 95060 Ballot Type: 55 Registration: 1,090 *Absentee: 221 Consolidation: 0003105 0003109 0003110 0003159			Yes
109	Christian Life Center  0003108	1009 Mission St Santa Cruz, CA 95060-3524 Ballot Type: 55 Registration: 1,025 *Absentee: 197 Consolidation: 0003108 0003111 0003112 0003139			No
107	New Life Center Assembly Room 0003113	707 Fair Ave SANTA CRUZ, CA 95060 Ballot Type: 55 Registration: 1,015 *Absentee: 181 Consolidation: 0003113B 0003134B			No
119	Garfield Park Christian Church Fireside Room 0003114	111 Errett Circle SANTA CRUZ, CA 95060 Ballot Type: 55 Registration: 1,277 *Absentee: 170 Consolidation: 0003114 0003127 0003128	15		Yes
108	Garfield Park Village Scott Hall 0003115	721 Bay St SANTA CRUZ, CA 95060 Ballot Type: 55 Registration: 1,108 *Absentee: 205 Consolidation: 0003115 0003136 0003137			Yes



## List of Selected Polling Sites with Voting Precincts

Presidential General Election 11/2/2004

Distribution Centers

Santa Cruz Warehouse

ID	Polling Place Name	Sample Ballot Address	Map Number	User Codes	Access?
275	Christian Life Center	1009 Mission St Santa Cruz, CA 95060-3524			No
0003116		Ballot Type: 55    Registration: 1,069    *Absentee: 164    Consolidation: 0003116 0003117 0003118			
111	Calvary Episcopal Church Parish Hall	532 Center St Santa Cruz, CA 95060-4313			Yes
0003119		Ballot Type: 55    Registration: 1,279    *Absentee: 164    Consolidation: 0003119 0003120 0003135			
115	Louden Nelson Center Room 6	301 Center St SANTA CRUZ, CA 95060			Yes
0003121		Ballot Type: 55    Registration: 1,114    *Absentee: 174    Consolidation: 0003121			
430	Louden Nelson Center Room 7	301 Center St Santa Cruz, CA 95060			Yes
0003122		Ballot Type: 55    Registration: 584    *Absentee: 58    Consolidation: 0003122			
365	Sunshine Villa	80 Front St SANTA CRUZ, CA 95060			No
0003123		Ballot Type: 55    Registration: 1,090    *Absentee: 187    Consolidation: 0003123 0003124 0003133			
118	The Ark	313 Swift St SANTA CRUZ, CA 95060			Yes
0003125		Ballot Type: 55    Registration: 821    *Absentee: 190    Consolidation: 0003125 0003126			
277	Garfield Park Christian Church Fireside Room	111 Errett Circle SANTA CRUZ, CA 95060	15		Yes
0003129		Ballot Type: 55    Registration: 744    *Absentee: 133    Consolidation: 0003129 0003138			
377	Shrine of Joseph Guardian of Redeemer	544 W Cliff Dr SANTA CRUZ, CA 95060			Yes
0003130		Ballot Type: 55    Registration: 1,284    *Absentee: 248    Consolidation: 0003130 0003131 0003132			
439	Holy Cross Hall	170 High St Santa Cruz, CA 95060			Yes
0003140		Ballot Type: 55    Registration: 773    *Absentee: 188    Consolidation: 0003140 0003141			
440	Holy Cross Hall	170 High St Santa Cruz, CA 95060			Yes
0003143		Ballot Type: 55    Registration: 623    *Absentee: 90    Consolidation: 0003143 0003144			



## List of Selected Polling Sites with Voting Precincts

Presidential General Election 11/2/2004

Distribution Centers

Santa Cruz Warehouse

ID	Polling Place Name	Sample Ballot Address	Map Number	User Codes	Access?
132	Santa Cruz Bible Church	440 Frederick St SANTA CRUZ, CA 95062			Yes
	0003145	Ballot Type: 21 Registration: 1,229 *Absentee: 240 Consolidation: 0003145 0003147 0003150			
375	Seventh Day Adventist Church Sundean Hall At 1032 Cayuga	1024 Cayuga St SANTA CRUZ, CA 95062			Yes
	0003146	Ballot Type: 21 Registration: 1,247 *Absentee: 181 Consolidation: 0003146 0003156 0003157			
136	Pacific Cultural Center Dining Room	1307 Seabright Ave SANTA CRUZ, CA 95062			Yes
	0003148	Ballot Type: 21 Registration: 862 *Absentee: 121 Consolidation: 0003148 0003149			
129	City Museum Exhibit Area	1305 E Cliff Dr SANTA CRUZ, CA 95062			No
	0003151	Ballot Type: 21 Registration: 815 *Absentee: 107 Consolidation: 0003151 0003152			
133	La Posada Senior Housing Recreation Room	609 Frederick St SANTA CRUZ, CA 95062			Yes
	0003153	Ballot Type: 21 Registration: 1,203 *Absentee: 213 Consolidation: 0003153 0003154 0003155			
148	Branciforte Jr. High School School Office	315 Poplar Ave Santa Cruz, CA 95062-1131			Yes
	0003158	Ballot Type: 21 Registration: 741 *Absentee: 119 Consolidation: 0003158 0003173 0003174			
146	Oakes College Oakes Lobby	150 Heller Dr Santa Cruz, CA 95064			Yes
	0003160	Ballot Type: 54 Registration: 672 *Absentee: 39 Consolidation: 0003160 0003167			
140	Cowell College Fireside Lounge	301 Mclaughlin Dr Santa Cruz, CA 95064			Yes
	0003161	Ballot Type: 55 Registration: 398 *Absentee: 12 Consolidation: 0003161			
141	Crown College Crown/Merrill Community Room-Apartments	400 Mc Laughlin Dr Santa Cruz, CA 95064			Yes
	0003163	Ballot Type: 55 Registration: 714 *Absentee: 22 Consolidation: 0003163 0003164			
143	Porter College Fireside Lounge	301 Heller Dr SANTA CRUZ, CA 95064			Yes
	0003165	Ballot Type: 54 Registration: 557 *Absentee: 28 Consolidation: 0003165			



## List of Selected Polling Sites with Voting Precincts

Presidential General Election 11/2/2004

Distribution Centers

Santa Cruz Warehouse

ID	Polling Place Name	Sample Ballot Address	Map Number	User Codes	Access?
145	Kresge College Kresge Room 159 0003166	600 Kresge Ct Santa Cruz, CA 95064 Ballot Type: 54 Registration: 458 *Absentee: 30 Consolidation: 0003166			Yes
144	College VIII Red Room, Room 201 0003168	200 Heller Dr. SANTA CRUZ, CA 95064 Ballot Type: 54 Registration: 381 *Absentee: 15 Consolidation: 0003168			Yes
409	College X Lounge - Bldg R5 0003169	600 Mclaughlin Dr Santa Cruz, CA 95064 Ballot Type: 55 Registration: 455 *Absentee: 16 Consolidation: 0003169			Yes
147	Santa Cruz Community Church Social Hall 0003171	411 Roxas St Santa Cruz, CA 95062 Ballot Type: 21 Registration: 1,056 *Absentee: 204 Consolidation: 0003171 0003172 0003175 0003176			No
426	University Inn & Conference Ctr. Coast Room 0003178	611 Ocean St Santa Cruz, CA 95060 Ballot Type: 21 Registration: 946 *Absentee: 145 Consolidation: 0003178 0003179 0003180			Yes
235	San Lorenzo Park Apartments  0003181	134 Dakota Ave Santa Cruz, CA 95060-6607 Ballot Type: 21 Registration: 608 *Absentee: 86 Consolidation: 0003181			No
230	Paradise Park Small Social Hall 0005052	223 Keystone Way Santa Cruz, CA 95060 Ballot Type: 92 Registration: 471 *Absentee: 103 Consolidation: 0005052			No
363	Harvey West Club & Scout House Scout House 0005101	326 Evergreen St Or Harvey West Blvd. SANTA CRUZ, CA 95060 Ballot Type: 94 Registration: 1,212 *Absentee: 196 Consolidation: 0005101 0005142 0005177			Yes
431	Santa Cruz County Health Center Large Auditorium 0005108	1080 Emeline Ave Santa Cruz, CA 95060 Ballot Type: 95 Registration: 1,419 *Absentee: 217 Consolidation: 0005108 0005109 0005112 0005179			Yes
233	Senior Citizen Opportunities Scout Room 0005110	222 Market St SANTA CRUZ, CA 95060 Ballot Type: 95 Registration: 1,066 *Absentee: 213 Consolidation: 0005110 0005111 0005113 0005178			Yes



# List of Selected Polling Sites with Voting Precincts

Presidential General Election 11/2/2004

Distribution Centers

Santa Cruz Warehouse

ID	Polling Place Name	Sample Ballot Address	Map Number	User Codes	Access?
427	University Inn & Conference Ctr. Coast Room 0005114	611 Ocean St Santa Cruz, CA 95060 Ballot Type: 95 Registration: 589 *Absentee: 104 Consolidation: 0005114 0005115			Yes
238	Stevenson College Silverman Conference 0005162	101 McLaughlin Dr Santa Cruz, CA 95064 Ballot Type: 94 Registration: 704 *Absentee: 71 Consolidation: 0005162 0005163			Yes



## List of Selected Polling Sites with Voting Precincts

Presidential General Election 11/2/2004

Distribution Centers

Watsonville City Council Chambers

ID	Polling Place Name	Sample Ballot Address	Map Number	User Codes	Access?
87	Calabasas Elementary School Foyer 0002001	202 Calabasas Rd Watsonville, CA 95076-1039 Ballot Type: 24    Registration: 1,085    *Absentee: 214	Consolidation: 0002001A 0002007A 0002012 0002063 0002064		Yes
55	Corralitos Community Center 0002004	35 Browns Valley Rd. WATSONVILLE, CA 95076 Ballot Type: 16    Registration: 644    *Absentee: 116	Consolidation: 0002004A 0002004C 0002004D 0002009		Yes
56	Corralitos Community Church 0002006	26 Browns Valley Rd Watsonville, CA 95076-0510 Ballot Type: 16    Registration: 916    *Absentee: 199	Consolidation: 0002006A 0002006C 0002006F 0002014 0002017		Yes
158	Pinto Lake Mobile Estates Dining Room 0002008	789 Green Valley Rd WATSONVILLE, CA 95076 Ballot Type: 33    Registration: 629    *Absentee: 132	Consolidation: 0002008 0002011 0002020		Yes
154	Veterans Of Foreign Wars Post 1716 Ladies Auxilliary Room 0002013	1960 Freedom Blvd Freedom, CA 95019-2820 Ballot Type: 24    Registration: 542    *Absentee: 160	Consolidation: 0002013 0002016 0002018 0002019		Yes
339	La Selva Beach Clubhouse 0002035	314 Estrella Ave WATSONVILLE, CA 95076 Ballot Type: 39    Registration: 1,227    *Absentee: 204	Consolidation: 0002035 0002036 0002056A 0002056B 0002056E		Yes
72	Monterey Bay Academy Fire Department 0002037	783 San Andreas Rd WATSONVILLE, CA 95076 Ballot Type: 35    Registration: 513    *Absentee: 97	Consolidation: 0002037 0002038D 0002060 0002067		Yes
402	Monterey Bay Academy Fire Department 0002038	783 San Andreas Rd Watsonville, CA 95076 Ballot Type: 39    Registration: 534    *Absentee: 114	Consolidation: 0002038A 0002038B 0002038E 0002038F		Yes
57	Holy Eucharist Catholic Church Classrooms 0002040	527 Corralitos Rd WATSONVILLE, CA 95076 Ballot Type: 35    Registration: 883    *Absentee: 224	Consolidation: 0002040A 0002040C 0002040D		Yes
364	La Selva Beach Clubhouse 2 0002053	314 Estrella Ave WATSONVILLE, CA 95076 Ballot Type: 39    Registration: 1,232    *Absentee: 336	Consolidation: 0002053		Yes



## List of Selected Polling Sites with Voting Precincts

Presidential General Election 11/2/2004

Distribution Centers

Watsonville City Council Chambers

ID	Polling Place Name	Sample Ballot Address	Map Number	User Codes	Access?
98	Rolling Hills Middle School Library 0002331	130 Herman Ave WATSONVILLE, CA 95076 Ballot Type: 42    Registration: 839    *Absentee: 145	Consolidation: 0002331 0002332 0002333 0002341		No
420	Kennedy Youth Center - Gym "Our Lady Help Of Christians" 0004007	2401 E Lake Ave Watsonville, CA 95076 Ballot Type: 57    Registration: 1,165    *Absentee: 296	Consolidation: 0004007 0004019 0004020 0004021		Yes
166	Amesti Elementary School Art Room 0004016	25 Amesti Rd Watsonville, CA 95076-1121 Ballot Type: 58    Registration: 614    *Absentee: 123	Consolidation: 0004016		Yes
165	Casserly Community Center  0004018	562 Casserly Rd WATSONVILLE, CA 95076 Ballot Type: 57    Registration: 463    *Absentee: 101	Consolidation: 0004018		Yes
164	Alianza Charter School Multi- Purpose Rm- Prev. Salsipuedes 0004026	115 Casserly Rd WATSONVILLE, CA 95076 Ballot Type: 57    Registration: 528    *Absentee: 117	Consolidation: 0004026		Yes
408	Monte Vista Christian Schools Gym - High School 0004030	2 School Way Watsonville, CA 95076 Ballot Type: 31    Registration: 616    *Absentee: 168	Consolidation: 0004030B 0004030C 0004030D		Yes
169	Watsonville Fire Station Classroom 0004310	115 2nd St Watsonville, CA 95076-4921 Ballot Type: 61    Registration: 540    *Absentee: 70	Consolidation: 0004310 0004314A 0004315 0004316		Yes
167	Callaghan Park Recreation Room 0004311	225 Sudden St Watsonville, CA 95076-3913 Ballot Type: 62    Registration: 494    *Absentee: 69	Consolidation: 0004311 0004312 0004313 0004314B 0004317 0004318 0004319		No
171	YWCA  0004321	340 E Beach St WATSONVILLE, CA 95076 Ballot Type: 63    Registration: 1,165    *Absentee: 168	Consolidation: 0004321 0004322 0004323 0004324A 0004325A 0004326		No
150	Freedom Elementary School Room 19 0004331	25 Holly Dr Freedom, CA 95019-2606 Ballot Type: 42    Registration: 1,249    *Absentee: 325	Consolidation: 0004331 0004332 0004334 0004335 0004336		Yes



## List of Selected Polling Sites with Voting Precincts

Presidential General Election 11/2/2004

Distribution Centers

Watsonville City Council Chambers

ID	Polling Place Name	Sample Ballot Address	Map Number	User Codes	Access?
174	Seventh Day Adventist Church 0004333	700 S Green Valley Rd WATSONVILLE, CA 95076 Ballot Type: 42 Registration: 494 *Absentee: 114 Consolidation: 0004333 0004337			No
178	Green Valley Christian Center Foyer 0004341	376 S Green Valley Rd WATSONVILLE, CA 95076 Ballot Type: 43 Registration: 798 *Absentee: 139 Consolidation: 0004341	18		Yes
434	Landmark Elementary Library 0004344	235 Ohlone Parkway Watsonville, CA 95076 Ballot Type: 43 Registration: 1,125 *Absentee: 268 Consolidation: 0004344 0004350 0004351			Yes
334	Seventh Day Adventist Church 0004345	700 S Green Valley Rd Watsonville, CA 95076-3086 Ballot Type: 43 Registration: 806 *Absentee: 143 Consolidation: 0004345			No
301	Valley Heights Senior Rental Community 0004354	925 Freedom Blvd WATSONVILLE, CA 95076 Ballot Type: 43 Registration: 937 *Absentee: 211 Consolidation: 0004354 0004355			No
190	Agriculture Extension Service Auditorium 0004361	1432 Freedom Blvd Watsonville, CA 95076-2741 Ballot Type: 65 Registration: 1,047 *Absentee: 221 Consolidation: 0004361 0004362			Yes
437	Agriculture Extension Service Auditorium 0004363	1432 Freedom Blvd Watsonville, CA 95076 Ballot Type: 66 Registration: 778 *Absentee: 186 Consolidation: 0004363			Yes
191	First Methodist Church Common's Room (fellowship Hall) 0004364	229 Stanford St Watsonville, CA 95076-3266 Ballot Type: 65 Registration: 437 *Absentee: 85 Consolidation: 0004364 0004366			No
404	MacQuiddy Elementary School Room 1B 0004371	330 Martinelli St Watsonville, CA 95076 Ballot Type: 67 Registration: 581 *Absentee: 130 Consolidation: 0004371			Yes
443	Ann Soldo Elementary School Room 211 0004372	1140 Menasco Dr Watsonville, CA 95076 Ballot Type: 43 Registration: 826 *Absentee: 173 Consolidation: 0004372 0004373C 0004374B			Yes





# List of Selected Polling Sites with Voting Precincts

Presidential General Election 11/2/2004

Distribution Centers

Watsonville City Council Chambers

ID	Polling Place Name	Sample Ballot Address	Map Number	User Codes	Access?
194	Pajaro Village Recreation Room 0004373	739 Bronte Ave WATSONVILLE, CA 95076 Ballot Type: 67 Registration: 880 *Absentee: 220 Consolidation: 0004373A 0004373B			Yes
289	Pajaro Village 2 Recreation Room 0004374	739 Bronte Ave WATSONVILLE, CA 95076 Ballot Type: 67 Registration: 702 *Absentee: 211 Consolidation: 0004374A			Yes



## List of Selected Polling Sites with Voting Precincts

Presidential General Election 11/2/2004

Newspapers

Register -Pajaronian

ID	Polling Place Name	Sample Ballot Address	Map Number	User Codes	Access?
87	Calabasas Elementary School Foyer 0002001	202 Calabasas Rd Watsonville, CA 95076-1039 Ballot Type: 24    Registration: 1,085    *Absentee: 214	Consolidation: 0002001A 0002007A 0002012 0002063 0002064		Yes
55	Corralitos Community Center 0002004	35 Browns Valley Rd. WATSONVILLE, CA 95076 Ballot Type: 16    Registration: 644    *Absentee: 116	Consolidation: 0002004A 0002004C 0002004D 0002009		Yes
56	Corralitos Community Church 0002006	26 Browns Valley Rd Watsonville, CA 95076-0510 Ballot Type: 16    Registration: 916    *Absentee: 199	Consolidation: 0002006A 0002006C 0002006F 0002014 0002017		Yes
158	Pinto Lake Mobile Estates Dining Room 0002008	789 Green Valley Rd WATSONVILLE, CA 95076 Ballot Type: 33    Registration: 629    *Absentee: 132	Consolidation: 0002008 0002011 0002020		Yes
154	Veterans Of Foreign Wars Post 1716 Ladies Auxilliary Room 0002013	1960 Freedom Blvd Freedom, CA 95019-2820 Ballot Type: 24    Registration: 542    *Absentee: 160	Consolidation: 0002013 0002016 0002018 0002019		Yes
339	La Selva Beach Clubhouse 0002035	314 Estrella Ave WATSONVILLE, CA 95076 Ballot Type: 39    Registration: 1,227    *Absentee: 204	Consolidation: 0002035 0002036 0002056A 0002056B 0002056E		Yes
72	Monterey Bay Academy Fire Department 0002037	783 San Andreas Rd WATSONVILLE, CA 95076 Ballot Type: 35    Registration: 513    *Absentee: 97	Consolidation: 0002037 0002038D 0002060 0002067		Yes
402	Monterey Bay Academy Fire Department 0002038	783 San Andreas Rd Watsonville, CA 95076 Ballot Type: 39    Registration: 534    *Absentee: 114	Consolidation: 0002038A 0002038B 0002038E 0002038F		Yes
57	Holy Eucharist Catholic Church Classrooms 0002040	527 Corralitos Rd WATSONVILLE, CA 95076 Ballot Type: 35    Registration: 883    *Absentee: 224	Consolidation: 0002040A 0002040C 0002040D		Yes
364	La Selva Beach Clubhouse 2 0002053	314 Estrella Ave WATSONVILLE, CA 95076 Ballot Type: 39    Registration: 1,232    *Absentee: 336	Consolidation: 0002053		Yes



## List of Selected Polling Sites with Voting Precincts

Presidential General Election 11/2/2004

Newspapers

Register -Pajaronian

ID	Polling Place Name	Sample Ballot Address	Map Number	User Codes	Access?
98	Rolling Hills Middle School Library 0002331	130 Herman Ave WATSONVILLE, CA 95076 Ballot Type: 42 Registration: 839 *Absentee: 145 Consolidation: 0002331 0002332 0002333 0002341			No
420	Kennedy Youth Center - Gym "Our Lady Help Of Christians" 0004007	2401 E Lake Ave Watsonville, CA 95076 Ballot Type: 57 Registration: 1,165 *Absentee: 296 Consolidation: 0004007 0004019 0004020 0004021			Yes
166	Amesti Elementary School Art Room 0004016	25 Amesti Rd Watsonville, CA 95076-1121 Ballot Type: 58 Registration: 614 *Absentee: 123 Consolidation: 0004016			Yes
165	Casserly Community Center  0004018	562 Casserly Rd WATSONVILLE, CA 95076 Ballot Type: 57 Registration: 463 *Absentee: 101 Consolidation: 0004018			Yes
164	Alianza Charter School Multi- Purpose Rm- Prev. Salsipuedes 0004026	115 Casserly Rd WATSONVILLE, CA 95076 Ballot Type: 57 Registration: 528 *Absentee: 117 Consolidation: 0004026			Yes
408	Monte Vista Christian Schools Gym - High School 0004030	2 School Way Watsonville, CA 95076 Ballot Type: 31 Registration: 616 *Absentee: 168 Consolidation: 0004030B 0004030C 0004030D			Yes
169	Watsonville Fire Station Classroom 0004310	115 2nd St Watsonville, CA 95076-4921 Ballot Type: 61 Registration: 540 *Absentee: 70 Consolidation: 0004310 0004314A 0004315 0004316			Yes
167	Callaghan Park Recreation Room 0004311	225 Sudden St Watsonville, CA 95076-3913 Ballot Type: 62 Registration: 494 *Absentee: 69 Consolidation: 0004311 0004312 0004313 0004314B 0004317 0004318 0004319			No
171	YWCA  0004321	340 E Beach St WATSONVILLE, CA 95076 Ballot Type: 63 Registration: 1,165 *Absentee: 168 Consolidation: 0004321 0004322 0004323 0004324A 0004325A 0004326			No
150	Freedom Elementary School Room 19 0004331	25 Holly Dr Freedom, CA 95019-2606 Ballot Type: 42 Registration: 1,249 *Absentee: 325 Consolidation: 0004331 0004332 0004334 0004335 0004336			Yes



## List of Selected Polling Sites with Voting Precincts

Presidential General Election 11/2/2004

Newspapers

Register -Pajaronian

ID	Polling Place Name	Sample Ballot Address	Map Number	User Codes	Access?
174	Seventh Day Adventist Church 0004333	700 S Green Valley Rd WATSONVILLE, CA 95076 Ballot Type: 42 Registration: 494 *Absentee: 114 Consolidation: 0004333 0004337			No
178	Green Valley Christian Center Foyer 0004341	376 S Green Valley Rd WATSONVILLE, CA 95076 Ballot Type: 43 Registration: 798 *Absentee: 139 Consolidation: 0004341	18		Yes
434	Landmark Elementary Library 0004344	235 Ohlone Parkway Watsonville, CA 95076 Ballot Type: 43 Registration: 1,125 *Absentee: 268 Consolidation: 0004344 0004350 0004351			Yes
334	Seventh Day Adventist Church 0004345	700 S Green Valley Rd Watsonville, CA 95076-3086 Ballot Type: 43 Registration: 806 *Absentee: 143 Consolidation: 0004345			No
301	Valley Heights Senior Rental Community 0004354	925 Freedom Blvd WATSONVILLE, CA 95076 Ballot Type: 43 Registration: 937 *Absentee: 211 Consolidation: 0004354 0004355			No
190	Agriculture Extension Service Auditorium 0004361	1432 Freedom Blvd Watsonville, CA 95076-2741 Ballot Type: 65 Registration: 1,047 *Absentee: 221 Consolidation: 0004361 0004362			Yes
437	Agriculture Extension Service Auditorium 0004363	1432 Freedom Blvd Watsonville, CA 95076 Ballot Type: 66 Registration: 778 *Absentee: 186 Consolidation: 0004363			Yes
191	First Methodist Church Common's Room (fellowship Hall) 0004364	229 Stanford St Watsonville, CA 95076-3266 Ballot Type: 65 Registration: 437 *Absentee: 85 Consolidation: 0004364 0004366			No
404	MacQuiddy Elementary School Room 1B 0004371	330 Martinelli St Watsonville, CA 95076 Ballot Type: 67 Registration: 581 *Absentee: 130 Consolidation: 0004371			Yes
443	Ann Soldo Elementary School Room 211 0004372	1140 Menasco Dr Watsonville, CA 95076 Ballot Type: 43 Registration: 826 *Absentee: 173 Consolidation: 0004372 0004373C 0004374B			Yes



# List of Selected Polling Sites with Voting Precincts

Presidential General Election 11/2/2004

Newspapers

Register -Pajaronian

ID	Polling Place Name	Sample Ballot Address	Map Number	User Codes	Access?
194	Pajaro Village Recreation Room 0004373	739 Bronte Ave WATSONVILLE, CA 95076 Ballot Type: 67 Registration: 880 *Absentee: 220 Consolidation: 0004373A 0004373B			Yes
289	Pajaro Village 2 Recreation Room 0004374	739 Bronte Ave WATSONVILLE, CA 95076 Ballot Type: 67 Registration: 702 *Absentee: 211 Consolidation: 0004374A			Yes



## List of Selected Polling Sites with Voting Precincts

Presidential General Election 11/2/2004

Newspapers

Sentinel

ID	Polling Place Name	Sample Ballot Address	Map Number	User Codes	Access?
2	East Cliff Village Apartments Community Room 0001002	1635 Tremont Dr SANTA CRUZ, CA 95062 Ballot Type: 1 Registration: 1,412 *Absentee: 261 Consolidation: 0001002 0001003 0001004 0001031			No
352	Simpkins Family Swim Center Live Oak Community Center Room B 0001005	979 17th Ave Santa Cruz, CA 95062 Ballot Type: 1 Registration: 1,271 *Absentee: 248 Consolidation: 0001005 0001032			Yes
353	Simpkins Family Swim Center Live Oak Community Ctr Room A 0001006	979 17th Ave Santa Cruz, CA 95062 Ballot Type: 1 Registration: 1,070 *Absentee: 231 Consolidation: 0001006 0001007			Yes
6	Brommer Manor Residential Care 0001008	2000 Brommer St Santa Cruz, CA 95062-3049 Ballot Type: 1 Registration: 1,027 *Absentee: 200 Consolidation: 0001008 0001033			Yes
29	United Methodist Church Social Hall 0001009	2091 17th Ave SANTA CRUZ, CA 95062 Ballot Type: 1 Registration: 655 *Absentee: 122 Consolidation: 0001009			Yes
428	United Methodist Church 0001010	2091 17th Ave Santa Cruz, CA 95062 Ballot Type: 1 Registration: 912 *Absentee: 197 Consolidation: 0001010 0001034			Yes
359	Veterans Of Foreign Wars Post 7263 0001011	2259 7th Ave SANTA CRUZ, CA 95062 Ballot Type: 1 Registration: 1,302 *Absentee: 258 Consolidation: 0001011 0001012			Yes
411	Odd Fellows Lodge Odd Fellows Bldg. 0001013	40 Brookwood Dr Santa Cruz, CA 95065-1501 Ballot Type: 2 Registration: 1,004 *Absentee: 339 Consolidation: 0001013 0001035B 0001068B			No
12	Branciforte Fire Station Apparatus Room 0001015	2711 Branciforte Dr Santa Cruz, CA 95065 Ballot Type: 6 Registration: 755 *Absentee: 134 Consolidation: 0001015B 0001015D 0001052D	11		Yes
15	Armstrong Residence 0001016	2400 Glen Canyon Rd SANTA CRUZ, CA 95060 Ballot Type: 7 Registration: 601 *Absentee: 151 Consolidation: 0001016A 0001016B 0001072	10		No



## List of Selected Polling Sites with Voting Precincts

Presidential General Election 11/2/2004

Newspapers

Sentinel

ID	Polling Place Name	Sample Ballot Address	Map Number	User Codes	Access?
433	Pleasure Point Community Church Multi-purpose Bldg. 0001017	761 26th Ave Santa Cruz, CA 95062 Ballot Type: 1 Registration: 852 *Absentee: 130 Consolidation: 0001017 0001018 0001042			Yes
432	Pleasure Point Community Church Multi- Purpose Bldg. 0001019	761 26th Ave Santa Cruz, CA 95062 Ballot Type: 1 Registration: 620 *Absentee: 100 Consolidation: 0001019 0001043			Yes
317	Coast Chapel  0001020	1275 30th Ave SANTA CRUZ, CA 95062 Ballot Type: 1 Registration: 961 *Absentee: 181 Consolidation: 0001020 0001021 0001025			No
415	Best Western Capitola Inn & Suites Begonia Room 0001022	1435 41st Ave Capitola, CA 95010 Ballot Type: 1 Registration: 852 *Absentee: 156 Consolidation: 0001022 0001044A			Yes
33	Mountain Bible Church Multi Use Room 0001023	23946 Summit Rd LOS GATOS, CA 95030 Ballot Type: 5 Registration: 468 *Absentee: 146 Consolidation: 0001023B 0001023C 0001023D 0001023G			No
393	Coast Chapel  0001024	1275 30th Ave Santa Cruz, CA 95062 Ballot Type: 1 Registration: 740 *Absentee: 112 Consolidation: 0001024			No
95	Capitola Community Center Room B 0001026	4400 Jade St Capitola, CA 95010-3932 Ballot Type: 2 Registration: 955 *Absentee: 185 Consolidation: 0001026 0001049 0001051			No
35	Sweets In The Nude  0001027	3131 Soquel Dr SOQUEL, CA 95073 Ballot Type: 2 Registration: 873 *Absentee: 200 Consolidation: 0001027 0001040			No
22	Mountain Elementary School Pac Room 0001028	3042 Old San Jose Rd SOQUEL, CA 95073 Ballot Type: 6 Registration: 955 *Absentee: 154 Consolidation: 0001028 0001067			Yes
416	First Church Of Christ Scientist Soquel Sunday School 0001029	3200 Center St Soquel, CA 95073 Ballot Type: 9 Registration: 346 *Absentee: 69 Consolidation: 0001029A 0001029B 0001054A 0001060A 0001060B			Yes



## List of Selected Polling Sites with Voting Precincts

Presidential General Election 11/2/2004

Newspapers

Sentinel

ID	Polling Place Name	Sample Ballot Address	Map Number	User Codes	Access?
25	Emerald Bay Apartments Recreation Room 0001030	2500 Soquel Dr SANTA CRUZ, CA 95065 Ballot Type: 2 Registration: 818 *Absentee: 173 Consolidation: 0001030			No
30	Santa Cruz Gardens Elementary Sch. Library 0001035	8005 Winkle Ave SANTA CRUZ, CA 95065 Ballot Type: 11 Registration: 631 *Absentee: 154 Consolidation: 0001035A 0001068A	16		No
31	Christ Child Community Room 0001037	23230 Summit Rd Los Gatos, CA 95033-9278 Ballot Type: 12 Registration: 453 *Absentee: 76 Consolidation: 0001037			No
32	Skyland Community Church Whitaker Hall 0001038	25100 Skyland Rd LOS GATOS, CA 95030 Ballot Type: 12 Registration: 1,397 *Absentee: 339 Consolidation: 0001038 0001047	6		Yes
381	Soquel High School Multi Purpose Room 0001039	401 Old San Jose Rd Soquel, CA 95073-2213 Ballot Type: 13 Registration: 1,447 *Absentee: 427 Consolidation: 0001039 0001045A 0001045C 0001076B	16		No
44	Congregational Church Of Soquel Parish Hall 0001041	4951 Soquel Dr Soquel, CA 95073-2430 Ballot Type: 2 Registration: 367 *Absentee: 57 Consolidation: 0001041			Yes
435	Hilton Santa Cruz - Scotts Valley Room 3 (3rd Floor) 0001048	6001 La Madrona Dr Santa Cruz, CA 95060 Ballot Type: 15 Registration: 529 *Absentee: 131 Consolidation: 0001048 0001050B 0001053B			Yes
436	Hilton Santa Cruz - Scotts Valley Room 2 - (3rd Floor) 0001050	6001 La Madrona Dr Santa Cruz, CA 95060 Ballot Type: 5 Registration: 415 *Absentee: 116 Consolidation: 0001050A 0001053A			Yes
290	Congregational Ch Of Soquel Parish Hall 0001060	4951 Soquel Dr Soquel, CA 95073-2430 Ballot Type: 10 Registration: 999 *Absentee: 233 Consolidation: 0001036 0001060C 0001063			Yes
390	Sesnon House-Cabrillo College 0001061	6500 Soquel Dr Aptos, CA 95003 Ballot Type: 2 Registration: 1,252 *Absentee: 315 Consolidation: 0001061 0001062			Yes





## List of Selected Polling Sites with Voting Precincts

Presidential General Election 11/2/2004

Newspapers

Sentinel

ID	Polling Place Name	Sample Ballot Address	Map Number	User Codes	Access?
47	Church Of Christ Fellowship Hall 0001101	637 Pacheco Ave SANTA CRUZ, CA 95065 Ballot Type: 21 Registration: 681 *Absentee: 133 Consolidation: 0001101 0001102 0001112			No
367	Quaker Meeting House 2 0001103	225 Rooney St Santa Cruz, CA 95065 Ballot Type: 21 Registration: 811 *Absentee: 181 Consolidation: 0001103 0001104			No
50	Santa Cruz County Health Center Large Auditorium 0001113	1080 Emeline Ave Santa Cruz, CA 95060 Ballot Type: 21 Registration: 699 *Absentee: 217 Consolidation: 0001113 0001114 0001115			Yes
429	Best Western Capitola Inn & Suite 1 Begonia Room 0001202	1435 41st Ave Capitola, CA 95010 Ballot Type: 23 Registration: 639 *Absentee: 175 Consolidation: 0001202B 0001202C 0001203 0001208			Yes
75	Christ Lutheran Church Above Hwy Patrol 0002010	10707 Soquel Dr Aptos, CA 95003 Ballot Type: 29 Registration: 793 *Absentee: 219 Consolidation: 0002010B			Yes
324	Temple Beth El Jewish Community Center 0002022	3055 Porter Gulch Rd APTOS, CA 95003 Ballot Type: 10 Registration: 449 *Absentee: 109 Consolidation: 0002022 0002061B			No
61	First Baptist Church Fellowship Hall 0002023	7565 Sunset Way Aptos, CA 95003-3816 Ballot Type: 37 Registration: 1,081 *Absentee: 211 Consolidation: 0002023B			No
78	Resurrection Church Markey Community Center Hall 0002024	7600 Soquel Dr Aptos, CA 95003 Ballot Type: 37 Registration: 997 *Absentee: 228 Consolidation: 0002024A 0002024C			Yes
423	Resurrection Church Markey Community Center Hall 0002025	7600 Soquel Dr Aptos, CA 95003 Ballot Type: 37 Registration: 594 *Absentee: 109 Consolidation: 0002025A 0002025B 0002025D			Yes
77	Aptos Public Library Meeting Room 0002026	7695 Soquel Dr Aptos, CA 95003-3815 Ballot Type: 37 Registration: 426 *Absentee: 111 Consolidation: 0002026 0002027			Yes



## List of Selected Polling Sites with Voting Precincts

Presidential General Election 11/2/2004

Newspapers

Sentinel

ID	Polling Place Name	Sample Ballot Address	Map Number	User Codes	Access?
419	Aegis Of Aptos Assisted Living (off Of Soquel Dr) 0002029	125 Heather Ter Aptos, CA 95003 Ballot Type: 37 Registration: 918 *Absentee: 176 Consolidation: 0002029	16		Yes
66	Rio Sands Motel Banquet Room 0002030	116 Aptos Beach Dr APTOS, CA 95003 Ballot Type: 39 Registration: 999 *Absentee: 217 Consolidation: 0002030 0002043			No
294	Rio Sands Motel 2 Banquet Room 0002031	116 Aptos Beach Dr APTOS, CA 95003 Ballot Type: 39 Registration: 845 *Absentee: 176 Consolidation: 0002031 0002044			No
67	Rio Del Mar Fire House  0002032	300 Bonita Dr APTOS, CA 95003 Ballot Type: 39 Registration: 1,045 *Absentee: 259 Consolidation: 0002032			No
254	Aptos Seascape Golf Club Seascape Room 0002033	610 Clubhouse Dr Aptos, CA 95003-4868 Ballot Type: 39 Registration: 1,323 *Absentee: 258 Consolidation: 0002033 0002045			No
296	Unitarian Universalist Fellowship Chapel 0002041	6401 Freedom Blvd APTOS, CA 95003 Ballot Type: 39 Registration: 484 *Absentee: 129 Consolidation: 0002040B 0002041			Yes
396	Sesnon House - Cabrillo College  0002048	6500 Soquel Dr Aptos, CA 95003 Ballot Type: 2 Registration: 904 *Absentee: 198 Consolidation: 0002048			Yes
417	Aegis Of Aptos Assisted Living (off Of Soquel Dr.) 0002051	125 Heather Terrace Aptos, CA 95003 Ballot Type: 37 Registration: 1,437 *Absentee: 324 Consolidation: 0002051	16		Yes
82	Community Methodist Church Fellowship Hall 0002052	221 Thunderbird Dr APTOS, CA 95003 Ballot Type: 39 Registration: 1,199 *Absentee: 295 Consolidation: 0002052			Yes
84	St. Andrews Presbyterian Church Hubler Hall 0002054	9850 Monroe Ave APTOS, CA 95003 Ballot Type: 37 Registration: 711 *Absentee: 150 Consolidation: 0002054			Yes



## List of Selected Polling Sites with Voting Precincts

Presidential General Election 11/2/2004

Newspapers

Sentinel

ID	Polling Place Name	Sample Ballot Address	Map Number	User Codes	Access?
369	Valencia Hall 0002055	2555 Valencia Rd APTOS, CA 95003 Ballot Type: 35 Registration: 475 *Absentee: 95 Consolidation: 0002055C			Yes
370	Valencia Hall 2 0002063	2555 Valencia Rd APTOS, CA 95003 Ballot Type: 39 Registration: 1,037 *Absentee: 213 Consolidation: 0002055A			Yes
94	Trade Winds Mobile Park Clubhouse 0002201	4160 Jade St Capitola, CA 95010-3919 Ballot Type: 23 Registration: 1,039 *Absentee: 196 Consolidation: 0002201 0002210			No
88	Capitola City Hall Community Room 0002202	420 Capitola Ave Capitola, CA 95010-3318 Ballot Type: 23 Registration: 695 *Absentee: 132 Consolidation: 0002202 0002203			Yes
92	Shorelife Community Church Conference Room 0002204	875 Monterey Ave Capitola, CA 95010-2343 Ballot Type: 23 Registration: 924 *Absentee: 196 Consolidation: 0002204			No
91	St. Joseph's Catholic Church 0002205	435 Monterey Ave Capitola, CA 95010-3613 Ballot Type: 23 Registration: 933 *Absentee: 209 Consolidation: 0002205 0002209			No
89	County Office Of Education Pacific/ Ocean Room 0002206	809-H Bay Ave Capitola, CA 95010 Ballot Type: 23 Registration: 701 *Absentee: 120 Consolidation: 0002206 0002207			Yes
327	Capitola Comm Center Room A 0002208	4400 Jade St Capitola, CA 95010-3932 Ballot Type: 23 Registration: 989 *Absentee: 194 Consolidation: 0002208			No
332	Davenport Fire And Rescue 0003002	75 Marine View Ave Davenport, CA 95017 Ballot Type: 4 Registration: 517 *Absentee: 60 Consolidation: 0003002			No
102	Bonny Doon Union Elementary School Multi Use Room 0003003	1492 Pine Flat Rd SANTA CRUZ, CA 95060 Ballot Type: 46 Registration: 915 *Absentee: 163 Consolidation: 0003003			Yes



## List of Selected Polling Sites with Voting Precincts

Presidential General Election 11/2/2004

Newspapers

Sentinel

ID	Polling Place Name	Sample Ballot Address	Map Number	User Codes	Access?
101	United Presbyterian Church Room 2 0003004	7065 Bonny Doon Rd Santa Cruz, CA 95060 Ballot Type: 46 Registration: 1,304 *Absentee: 306 Consolidation: 0003004A 0003007A			Yes
103	St. Stephen's Lutheran Church Fellowship Hall 0003008	2500 Soquel Ave SANTA CRUZ, CA 95062 Ballot Type: 1 Registration: 906 *Absentee: 187 Consolidation: 0003008 0003010 0003011			No
333	Housing Authority Cnty Of Santa Cruz Previously Santa Cruz School Dist.-rm 5 0003101	2931 Mission St (extension) SANTA CRUZ, CA 95060 Ballot Type: 54 Registration: 453 *Absentee: 128 Consolidation: 0003101A 0003113A 0003134A			Yes
304	Santa Cruz Fire Station #3  0003102	335 Younglove Ave SANTA CRUZ, CA 95060 Ballot Type: 55 Registration: 1,381 *Absentee: 266 Consolidation: 0003102 0003103 0003106 0003107			Yes
311	Housing Authority County Of Santa Cruz Previously Santa Cruz School Dist. Rm 4 0003103	2931 Mission St (extension) Santa Cruz, CA 95060 Ballot Type: 55 Registration: 1,243 *Absentee: 258 Consolidation: 0003101B			Yes
106	Roundtree Recreation Room  0003104	201 Nobel Dr Santa Cruz, CA 95060 Ballot Type: 55 Registration: 1,409 *Absentee: 222 Consolidation: 0003104			No
125	High Street Community Church Fireside Room 0003105	850 High St SANTA CRUZ, CA 95060 Ballot Type: 55 Registration: 1,090 *Absentee: 221 Consolidation: 0003105 0003109 0003110 0003159			Yes
109	Christian Life Center  0003108	1009 Mission St Santa Cruz, CA 95060-3524 Ballot Type: 55 Registration: 1,025 *Absentee: 197 Consolidation: 0003108 0003111 0003112 0003139			No
107	New Life Center Assembly Room 0003113	707 Fair Ave SANTA CRUZ, CA 95060 Ballot Type: 55 Registration: 1,015 *Absentee: 181 Consolidation: 0003113B 0003134B			No
119	Garfield Park Christian Church Fireside Room 0003114	111 Errett Circle SANTA CRUZ, CA 95060 Ballot Type: 55 Registration: 1,277 *Absentee: 170 Consolidation: 0003114 0003127 0003128	15		Yes



## List of Selected Polling Sites with Voting Precincts

Presidential General Election 11/2/2004

Newspapers

Sentinel

ID	Polling Place Name	Sample Ballot Address	Map Number	User Codes	Access?
108	Garfield Park Village Scott Hall 0003115	721 Bay St SANTA CRUZ, CA 95060 Ballot Type: 55 Registration: 1,108 *Absentee: 205 Consolidation: 0003115 0003136 0003137			Yes
275	Christian Life Center 0003116	1009 Mission St Santa Cruz, CA 95060-3524 Ballot Type: 55 Registration: 1,069 *Absentee: 164 Consolidation: 0003116 0003117 0003118			No
111	Calvary Episcopal Church Parish Hall 0003119	532 Center St Santa Cruz, CA 95060-4313 Ballot Type: 55 Registration: 1,279 *Absentee: 164 Consolidation: 0003119 0003120 0003135			Yes
115	Louden Nelson Center Room 6 0003121	301 Center St SANTA CRUZ, CA 95060 Ballot Type: 55 Registration: 1,114 *Absentee: 174 Consolidation: 0003121			Yes
430	Louden Nelson Center Room 7 0003122	301 Center St Santa Cruz, CA 95060 Ballot Type: 55 Registration: 584 *Absentee: 58 Consolidation: 0003122			Yes
365	Sunshine Villa 0003123	80 Front St SANTA CRUZ, CA 95060 Ballot Type: 55 Registration: 1,090 *Absentee: 187 Consolidation: 0003123 0003124 0003133			No
118	The Ark 0003125	313 Swift St SANTA CRUZ, CA 95060 Ballot Type: 55 Registration: 821 *Absentee: 190 Consolidation: 0003125 0003126			Yes
277	Garfield Park Christian Church Fireside Room 0003129	111 Errett Circle SANTA CRUZ, CA 95060 Ballot Type: 55 Registration: 744 *Absentee: 133 Consolidation: 0003129 0003138	15		Yes
377	Shrine of Joseph Guardian of Redeemer 0003130	544 W Cliff Dr SANTA CRUZ, CA 95060 Ballot Type: 55 Registration: 1,284 *Absentee: 248 Consolidation: 0003130 0003131 0003132			Yes
439	Holy Cross Hall 0003140	170 High St Santa Cruz, CA 95060 Ballot Type: 55 Registration: 773 *Absentee: 188 Consolidation: 0003140 0003141			Yes



## List of Selected Polling Sites with Voting Precincts

Presidential General Election 11/2/2004

Newspapers

Sentinel

ID	Polling Place Name	Sample Ballot Address	Map Number	User Codes	Access?
440	Holy Cross Hall	170 High St Santa Cruz, CA 95060			Yes
0003143		Ballot Type: 55    Registration: 623    *Absentee: 90    Consolidation: 0003143 0003144			
132	Santa Cruz Bible Church	440 Frederick St SANTA CRUZ, CA 95062			Yes
0003145		Ballot Type: 21    Registration: 1,229    *Absentee: 240    Consolidation: 0003145 0003147 0003150			
375	Seventh Day Adventist Church Sundean Hall At 1032 Cayuga	1024 Cayuga St SANTA CRUZ, CA 95062			Yes
0003146		Ballot Type: 21    Registration: 1,247    *Absentee: 181    Consolidation: 0003146 0003156 0003157			
136	Pacific Cultural Center Dining Room	1307 Seabright Ave SANTA CRUZ, CA 95062			Yes
0003148		Ballot Type: 21    Registration: 862    *Absentee: 121    Consolidation: 0003148 0003149			
129	City Museum Exhibit Area	1305 E Cliff Dr SANTA CRUZ, CA 95062			No
0003151		Ballot Type: 21    Registration: 815    *Absentee: 107    Consolidation: 0003151 0003152			
133	La Posada Senior Housing Recreation Room	609 Frederick St SANTA CRUZ, CA 95062			Yes
0003153		Ballot Type: 21    Registration: 1,203    *Absentee: 213    Consolidation: 0003153 0003154 0003155			
148	Branciforte Jr. High School School Office	315 Poplar Ave Santa Cruz, CA 95062-1131			Yes
0003158		Ballot Type: 21    Registration: 741    *Absentee: 119    Consolidation: 0003158 0003173 0003174			
146	Oakes College Oakes Lobby	150 Heller Dr Santa Cruz, CA 95064			Yes
0003160		Ballot Type: 54    Registration: 672    *Absentee: 39    Consolidation: 0003160 0003167			
140	Cowell College Fireside Lounge	301 Mclaughlin Dr Santa Cruz, CA 95064			Yes
0003161		Ballot Type: 55    Registration: 398    *Absentee: 12    Consolidation: 0003161			
141	Crown College Crown/Merrill Community Room-Apartments	400 Mc Laughlin Dr Santa Cruz, CA 95064			Yes
0003163		Ballot Type: 55    Registration: 714    *Absentee: 22    Consolidation: 0003163 0003164			



## List of Selected Polling Sites with Voting Precincts

Presidential General Election 11/2/2004

Newspapers

Sentinel

ID	Polling Place Name	Sample Ballot Address	Map Number	User Codes	Access?
143	Porter College Fireside Lounge 0003165	301 Heller Dr SANTA CRUZ, CA 95064 Ballot Type: 54 Registration: 557 *Absentee: 28 Consolidation: 0003165			Yes
145	Kresge College Kresge Room 159 0003166	600 Kresge Ct Santa Cruz, CA 95064 Ballot Type: 54 Registration: 458 *Absentee: 30 Consolidation: 0003166			Yes
144	College VIII Red Room, Room 201 0003168	200 Heller Dr. SANTA CRUZ, CA 95064 Ballot Type: 54 Registration: 381 *Absentee: 15 Consolidation: 0003168			Yes
409	College X Lounge - Bldg R5 0003169	600 Mclaughlin Dr Santa Cruz, CA 95064 Ballot Type: 55 Registration: 455 *Absentee: 16 Consolidation: 0003169			Yes
147	Santa Cruz Community Church Social Hall 0003171	411 Roxas St Santa Cruz, CA 95062 Ballot Type: 21 Registration: 1,056 *Absentee: 204 Consolidation: 0003171 0003172 0003175 0003176			No
426	University Inn & Conference Ctr. Coast Room 0003178	611 Ocean St Santa Cruz, CA 95060 Ballot Type: 21 Registration: 946 *Absentee: 145 Consolidation: 0003178 0003179 0003180			Yes
235	San Lorenzo Park Apartments 0003181	134 Dakota Ave Santa Cruz, CA 95060-6607 Ballot Type: 21 Registration: 608 *Absentee: 86 Consolidation: 0003181			No
195	St. John's Church Parish Hall 0005002	Russell Ave & Hwy 9 Felton, CA 95018 Ballot Type: 72 Registration: 1,319 *Absentee: 256 Consolidation: 0005002 0005003			Yes
196	First Church Of Christ Scientist Sunday School Room 0005004	187 Laurel Dr FELTON, CA 95018 Ballot Type: 73 Registration: 702 *Absentee: 125 Consolidation: 0005004 0005005			No
221	Felton Fire House Meeting Room 0005005	131 Kirby St FELTON, CA 95018 Ballot Type: 73 Registration: 860 *Absentee: 157 Consolidation: 0005009B 0005009D 0005009F 0005009G 0005028			Yes



## List of Selected Polling Sites with Voting Precincts

Presidential General Election 11/2/2004

Newspapers

Sentinel

ID	Polling Place Name	Sample Ballot Address	Map Number	User Codes	Access?
198	Felton Bible Church 0005006	5999 Graham Hill Rd Felton, CA 95018 Ballot Type: 74 Registration: 701 *Absentee: 111 Consolidation: 0005006A 0005006B 0005006C 0005006D			Yes
203	Highland Park Senior Center Multi-purpose Room 0005008	8500 Hwy 9 BEN LOMOND, CA 95005 Ballot Type: 75 Registration: 541 *Absentee: 144 Consolidation: 0005008C 0005043B 0005043C 0005043H			Yes
202	Highlands County Park Lorenzo Room 0005010	8500 Hwy 9 BEN LOMOND, CA 95005 Ballot Type: 77 Registration: 809 *Absentee: 139 Consolidation: 0005010B			Yes
422	Boulder Creek Community Church Sanctuary 0005011	12465 Hwy 9 Boulder Creek, Ballot Type: 78 Registration: 778 *Absentee: 121 Consolidation: 0005011A 0005030A			Yes
222	Ss. Peter & Paul Orthodox Church Fellowship Hall 0005012	9980 Hwy 9 BEN LOMOND, CA 95005 Ballot Type: 77 Registration: 1,222 *Absentee: 190 Consolidation: 0005012A 0005012C 0005013A 0005029A 0005029B 0005029D			Yes
227	Zayante Fire Protection District Large Meeting Room 0005014	7700 E Zayante Rd FELTON, CA 95018 Ballot Type: 73 Registration: 1,009 *Absentee: 198 Consolidation: 0005014B 0005027 0005040B			Yes
209	Boulder Creek Public Library Meeting Room 0005016	13390 West Park Ave BOULDER CREEK, CA 95006 Ballot Type: 78 Registration: 1,440 *Absentee: 282 Consolidation: 0005016A 0005016B 0005017A 0005017C 0005026A			No
212	Boulder Creek Country Club 0005018	16901 Big Basin Hwy Boulder Creek, CA 95006 Ballot Type: 83 Registration: 784 *Absentee: 128 Consolidation: 0005018C 0005026C			No
208	Boulder Creek Fire House Main Hall 0005019	13230 Highway 9 Boulder Creek, CA 95006 Ballot Type: 78 Registration: 1,336 *Absentee: 278 Consolidation: 0005019A 0005049A			No
386	Redwood Elementary School Multi-purpose Room 0005020	16900 Highway 9 Boulder Creek, CA 95006 Ballot Type: 78 Registration: 898 *Absentee: 168 Consolidation: 0005020C	1		Yes





## List of Selected Polling Sites with Voting Precincts

Presidential General Election 11/2/2004

Newspapers

Sentinel

ID	Polling Place Name	Sample Ballot Address	Map Number	User Codes	Access?
398	Redwood Elementary School Multi-purpose Room 0005021	16900 Highway 9 Boulder Creek, CA 95006 Ballot Type: 78 Registration: 880 *Absentee: 188 Consolidation: 0005021A	1		Yes
217	Community Center 0005022	18260 Las Cumbres Rd Los Gatos, CA 95033 Ballot Type: 84 Registration: 728 *Absentee: 215 Consolidation: 0005022A 0005022B 0005022C			No
205	Ben Lomond Fire House Meeting Room 0005023	9430 Hwy 9 BEN LOMOND, CA 95005 Ballot Type: 77 Registration: 962 *Absentee: 197 Consolidation: 0005023 0005024A			Yes
399	Scotts Valley High School Student Union 0005033	555 Glenwood Dr Scotts Valley, CA 95066 Ballot Type: 82 Registration: 603 *Absentee: 167 Consolidation: 0005033 0005050A 0005050C 0005050D			Yes
240	Vista Del Lago Clubhouse 0005034	444 Whispering Pines Dr SCOTTS VALLEY, CA 95066 Ballot Type: 86 Registration: 329 *Absentee: 61 Consolidation: 0005034A			No
445	Highlands County Park Lorenzo Room 0005043	8500 Highway 9 Ben Lomond, CA 95005 Ballot Type: 77 Registration: 551 *Absentee: 124 Consolidation: 0005043A			Yes
319	Heavenly Cafe 0005045	1210 Mt Hermon Rd SCOTTS VALLEY, CA 95066 Ballot Type: 82 Registration: 477 *Absentee: 74 Consolidation: 0005045			Yes
421	Mountain Bible Church Multi Use Room 0005051	23946 Summit Rd Los Gatos, CA 95033 Ballot Type: 90 Registration: 602 *Absentee: 206 Consolidation: 0005051A			No
230	Paradise Park Small Social Hall 0005052	223 Keystone Way Santa Cruz, CA 95060 Ballot Type: 92 Registration: 471 *Absentee: 103 Consolidation: 0005052			No
363	Harvey West Club & Scout House Scout House 0005101	326 Evergreen St Or Harvey West Blvd. SANTA CRUZ, CA 95060 Ballot Type: 94 Registration: 1,212 *Absentee: 196 Consolidation: 0005101 0005142 0005177			Yes



## List of Selected Polling Sites with Voting Precincts

Presidential General Election 11/2/2004

Newspapers

Sentinel

ID	Polling Place Name	Sample Ballot Address	Map Number	User Codes	Access?
431	Santa Cruz County Health Center Large Auditorium 0005108	1080 Emeline Ave Santa Cruz, CA 95060 Ballot Type: 95 Registration: 1,419 *Absentee: 217 Consolidation: 0005108 0005109 0005112 0005179			Yes
233	Senior Citizen Opportunities Scout Room 0005110	222 Market St SANTA CRUZ, CA 95060 Ballot Type: 95 Registration: 1,066 *Absentee: 213 Consolidation: 0005110 0005111 0005113 0005178			Yes
427	University Inn & Conference Ctr. Coast Room 0005114	611 Ocean St Santa Cruz, CA 95060 Ballot Type: 95 Registration: 589 *Absentee: 104 Consolidation: 0005114 0005115			Yes
238	Stevenson College Silverman Conference 0005162	101 McLaughlin Dr Santa Cruz, CA 95064 Ballot Type: 94 Registration: 704 *Absentee: 71 Consolidation: 0005162 0005163			Yes
279	Vista Del Lago 2 Clubhouse 0005401	444 Whispering Pines Dr SCOTTS VALLEY, CA 95066 Ballot Type: 96 Registration: 894 *Absentee: 188 Consolidation: 0005401 0005410			No
242	Oak Tree Villa  0005402	100 Lockwood Ln SCOTTS VALLEY, CA 95066 Ballot Type: 96 Registration: 618 *Absentee: 215 Consolidation: 0005402			Yes
243	Scotts Valley City Hall Council Chambers 0005403	1 Civic Center Dr Scotts Valley, CA 95066-4156 Ballot Type: 97 Registration: 1,445 *Absentee: 289 Consolidation: 0005403			Yes
349	City Of Scotts Valley Community Center Main Room & Fireside Room 0005405	360 Kings Village Rd Scotts Valley, CA 95066 Ballot Type: 97 Registration: 1,000 *Absentee: 217 Consolidation: 0005405			Yes
380	Scotts Valley Fire Station #3 Conference Room 0005406	251 Glenwood Dr Scotts Valley, CA 95066-3235 Ballot Type: 97 Registration: 1,063 *Absentee: 243 Consolidation: 0005406 0005411 0005412A			Yes
444	City Of Scotts Valley Community Center Main Room & Fireside Room 0005407	360 Kings Village Rd Scotts Valley, CA 95066 Ballot Type: 97 Registration: 1,055 *Absentee: 259 Consolidation: 0005407 0005408			Yes



## List of Selected Polling Sites with Voting Precincts

Presidential General Election 11/2/2004

Newspapers

Sentinel

ID	Polling Place Name	Sample Ballot Address	Map Number	User Codes	Access?
250	New Hope	4001 Granite Creek SCOTTS VALLEY, CA 95066			Yes
0005413		Ballot Type: 97    Registration: 1,266    *Absentee: 275    Consolidation: 0005413 0005414			



## List of Selected Polling Sites with Voting Precincts

Presidential General Election 11/2/2004

Receiving Centers

Felton Firehouse

ID	Polling Place Name	Sample Ballot Address	Map Number	User Codes	Access?
102	Bonny Doon Union Elementary School Multi Use Room 0003003	1492 Pine Flat Rd SANTA CRUZ, CA 95060 Ballot Type: 46 Registration: 915 *Absentee: 163 Consolidation: 0003003			Yes
101	United Presbyterian Church Room 2 0003004	7065 Bonny Doon Rd Santa Cruz, CA 95060 Ballot Type: 46 Registration: 1,304 *Absentee: 306 Consolidation: 0003004A 0003007A			Yes
195	St. John's Church Parish Hall 0005002	Russell Ave & Hwy 9 Felton, CA 95018 Ballot Type: 72 Registration: 1,319 *Absentee: 256 Consolidation: 0005002 0005003			Yes
196	First Church Of Christ Scientist Sunday School Room 0005004	187 Laurel Dr FELTON, CA 95018 Ballot Type: 73 Registration: 702 *Absentee: 125 Consolidation: 0005004 0005005			No
221	Felton Fire House Meeting Room 0005005	131 Kirby St FELTON, CA 95018 Ballot Type: 73 Registration: 860 *Absentee: 157 Consolidation: 0005009B 0005009D 0005009F 0005009G 0005028			Yes
198	Felton Bible Church  0005006	5999 Graham Hill Rd Felton, CA 95018 Ballot Type: 74 Registration: 701 *Absentee: 111 Consolidation: 0005006A 0005006B 0005006C 0005006D			Yes
203	Highland Park Senior Center Multi-purpose Room 0005008	8500 Hwy 9 BEN LOMOND, CA 95005 Ballot Type: 75 Registration: 541 *Absentee: 144 Consolidation: 0005008C 0005043B 0005043C 0005043H			Yes
202	Highlands County Park Lorenzo Room 0005010	8500 Hwy 9 BEN LOMOND, CA 95005 Ballot Type: 77 Registration: 809 *Absentee: 139 Consolidation: 0005010B			Yes
422	Boulder Creek Community Church Sanctuary 0005011	12465 Hwy 9 Boulder Creek, Ballot Type: 78 Registration: 778 *Absentee: 121 Consolidation: 0005011A 0005030A			Yes
222	Ss. Peter & Paul Orthodox Church Fellowship Hall 0005012	9980 Hwy 9 BEN LOMOND, CA 95005 Ballot Type: 77 Registration: 1,222 *Absentee: 190 Consolidation: 0005012A 0005012C 0005013A 0005029A 0005029B 0005029D			Yes



## List of Selected Polling Sites with Voting Precincts

Presidential General Election 11/2/2004

Receiving Centers

Felton Firehouse

ID	Polling Place Name	Sample Ballot Address	Map Number	User Codes	Access?
227	Zayante Fire Protection District Large Meeting Room 0005014	7700 E Zayante Rd FELTON, CA 95018 Ballot Type: 73 Registration: 1,009 *Absentee: 198 Consolidation: 0005014B 0005027 0005040B			Yes
209	Boulder Creek Public Library Meeting Room 0005016	13390 West Park Ave BOULDER CREEK, CA 95006 Ballot Type: 78 Registration: 1,440 *Absentee: 282 Consolidation: 0005016A 0005016B 0005017A 0005017C 0005026A			No
212	Boulder Creek Country Club 0005018	16901 Big Basin Hwy Boulder Creek, CA 95006 Ballot Type: 83 Registration: 784 *Absentee: 128 Consolidation: 0005018C 0005026C			No
208	Boulder Creek Fire House Main Hall 0005019	13230 Highway 9 Boulder Creek, CA 95006 Ballot Type: 78 Registration: 1,336 *Absentee: 278 Consolidation: 0005019A 0005049A			No
386	Redwood Elementary School Multi-purpose Room 0005020	16900 Highway 9 Boulder Creek, CA 95006 Ballot Type: 78 Registration: 898 *Absentee: 168 Consolidation: 0005020C	1		Yes
398	Redwood Elementary School Multi-purpose Room 0005021	16900 Highway 9 Boulder Creek, CA 95006 Ballot Type: 78 Registration: 880 *Absentee: 188 Consolidation: 0005021A	1		Yes
205	Ben Lomond Fire House Meeting Room 0005023	9430 Hwy 9 BEN LOMOND, CA 95005 Ballot Type: 77 Registration: 962 *Absentee: 197 Consolidation: 0005023 0005024A			Yes
399	Scotts Valley High School Student Union 0005033	555 Glenwood Dr Scotts Valley, CA 95066 Ballot Type: 82 Registration: 603 *Absentee: 167 Consolidation: 0005033 0005050A 0005050C 0005050D			Yes
240	Vista Del Lago Clubhouse 0005034	444 Whispering Pines Dr SCOTTS VALLEY, CA 95066 Ballot Type: 86 Registration: 329 *Absentee: 61 Consolidation: 0005034A			No
445	Highlands County Park Lorenzo Room 0005043	8500 Highway 9 Ben Lomond, CA 95005 Ballot Type: 77 Registration: 551 *Absentee: 124 Consolidation: 0005043A			Yes



## List of Selected Polling Sites with Voting Precincts

Presidential General Election 11/2/2004

Receiving Centers

Felton Firehouse

ID	Polling Place Name	Sample Ballot Address	Map Number	User Codes	Access?
319	Heavenly Cafe	1210 Mt Hermon Rd SCOTT VALLEY, CA 95066			Yes
	0005045	Ballot Type: 82    Registration: 477    *Absentee: 74    Consolidation: 0005045			
279	Vista Del Lago 2 Clubhouse	444 Whispering Pines Dr SCOTT VALLEY, CA 95066			No
	0005401	Ballot Type: 96    Registration: 894    *Absentee: 188    Consolidation: 0005401 0005410			
242	Oak Tree Villa	100 Lockwood Ln SCOTT VALLEY, CA 95066			Yes
	0005402	Ballot Type: 96    Registration: 618    *Absentee: 215    Consolidation: 0005402			
243	Scotts Valley City Hall Council Chambers	1 Civic Center Dr Scotts Valley, CA 95066-4156			Yes
	0005403	Ballot Type: 97    Registration: 1,445    *Absentee: 289    Consolidation: 0005403			
349	City Of Scotts Valley Community Center Main Room & Fireside Room	360 Kings Village Rd Scotts Valley, CA 95066			Yes
	0005405	Ballot Type: 97    Registration: 1,000    *Absentee: 217    Consolidation: 0005405			
380	Scotts Valley Fire Station #3 Conference Room	251 Glenwood Dr Scotts Valley, CA 95066-3235			Yes
	0005406	Ballot Type: 97    Registration: 1,063    *Absentee: 243    Consolidation: 0005406 0005411 0005412A			
444	City Of Scotts Valley Community Center Main Room & Fireside Room	360 Kings Village Rd Scotts Valley, CA 95066			Yes
	0005407	Ballot Type: 97    Registration: 1,055    *Absentee: 259    Consolidation: 0005407 0005408			
250	New Hope	4001 Granite Creek SCOTT VALLEY, CA 95066			Yes
	0005413	Ballot Type: 97    Registration: 1,266    *Absentee: 275    Consolidation: 0005413 0005414			



## List of Selected Polling Sites with Voting Precincts

Presidential General Election 11/2/2004

Receiving Centers

SC Government Ctr - Ocean St

ID	Polling Place Name	Sample Ballot Address	Map Number	User Codes	Access?
2	East Cliff Village Apartments Community Room 0001002	1635 Tremont Dr SANTA CRUZ, CA 95062 Ballot Type: 1    Registration: 1,412 *Absentee: 261	Consolidation: 0001002 0001003 0001004 0001031		No
352	Simpkins Family Swim Center Live Oak Community Center Room B 0001005	979 17th Ave Santa Cruz, CA 95062 Ballot Type: 1    Registration: 1,271 *Absentee: 248	Consolidation: 0001005 0001032		Yes
353	Simpkins Family Swim Center Live Oak Community Ctr Room A 0001006	979 17th Ave Santa Cruz, CA 95062 Ballot Type: 1    Registration: 1,070 *Absentee: 231	Consolidation: 0001006 0001007		Yes
6	Brommer Manor Residential Care 0001008	2000 Brommer St Santa Cruz, CA 95062-3049 Ballot Type: 1    Registration: 1,027 *Absentee: 200	Consolidation: 0001008 0001033		Yes
29	United Methodist Church Social Hall 0001009	2091 17th Ave SANTA CRUZ, CA 95062 Ballot Type: 1    Registration: 655 *Absentee: 122	Consolidation: 0001009		Yes
428	United Methodist Church 0001010	2091 17th Ave Santa Cruz, CA 95062 Ballot Type: 1    Registration: 912 *Absentee: 197	Consolidation: 0001010 0001034		Yes
359	Veterans Of Foreign Wars Post 7263 0001011	2259 7th Ave SANTA CRUZ, CA 95062 Ballot Type: 1    Registration: 1,302 *Absentee: 258	Consolidation: 0001011 0001012		Yes
411	Odd Fellows Lodge Odd Fellows Bldg. 0001013	40 Brookwood Dr Santa Cruz, CA 95065-1501 Ballot Type: 2    Registration: 1,004 *Absentee: 339	Consolidation: 0001013 0001035B 0001068B		No
12	Branciforte Fire Station Apparatus Room 0001015	2711 Branciforte Dr Santa Cruz, CA 95065 Ballot Type: 6    Registration: 755 *Absentee: 134	11 Consolidation: 0001015B 0001015D 0001052D		Yes
15	Armstrong Residence 0001016	2400 Glen Canyon Rd SANTA CRUZ, CA 95060 Ballot Type: 7    Registration: 601 *Absentee: 151	10 Consolidation: 0001016A 0001016B 0001072		No



## List of Selected Polling Sites with Voting Precincts

Presidential General Election 11/2/2004

Receiving Centers

SC Government Ctr - Ocean St

ID	Polling Place Name	Sample Ballot Address	Map Number	User Codes	Access?
433	Pleasure Point Community Church Multi-purpose Bldg. 0001017	761 26th Ave Santa Cruz, CA 95062 Ballot Type: 1 Registration: 852 *Absentee: 130 Consolidation: 0001017 0001018 0001042			Yes
432	Pleasure Point Community Church Multi- Purpose Bldg. 0001019	761 26th Ave Santa Cruz, CA 95062 Ballot Type: 1 Registration: 620 *Absentee: 100 Consolidation: 0001019 0001043			Yes
317	Coast Chapel  0001020	1275 30th Ave SANTA CRUZ, CA 95062 Ballot Type: 1 Registration: 961 *Absentee: 181 Consolidation: 0001020 0001021 0001025			No
415	Best Western Capitola Inn & Suites Begonia Room 0001022	1435 41st Ave Capitola, CA 95010 Ballot Type: 1 Registration: 852 *Absentee: 156 Consolidation: 0001022 0001044A			Yes
33	Mountain Bible Church Multi Use Room 0001023	23946 Summit Rd LOS GATOS, CA 95030 Ballot Type: 5 Registration: 468 *Absentee: 146 Consolidation: 0001023B 0001023C 0001023D 0001023G			No
393	Coast Chapel  0001024	1275 30th Ave Santa Cruz, CA 95062 Ballot Type: 1 Registration: 740 *Absentee: 112 Consolidation: 0001024			No
95	Capitola Community Center Room B 0001026	4400 Jade St Capitola, CA 95010-3932 Ballot Type: 2 Registration: 955 *Absentee: 185 Consolidation: 0001026 0001049 0001051			No
35	Sweets In The Nude  0001027	3131 Soquel Dr SOQUEL, CA 95073 Ballot Type: 2 Registration: 873 *Absentee: 200 Consolidation: 0001027 0001040			No
22	Mountain Elementary School Pac Room 0001028	3042 Old San Jose Rd SOQUEL, CA 95073 Ballot Type: 6 Registration: 955 *Absentee: 154 Consolidation: 0001028 0001067			Yes
416	First Church Of Christ Scientist Soquel Sunday School 0001029	3200 Center St Soquel, CA 95073 Ballot Type: 9 Registration: 346 *Absentee: 69 Consolidation: 0001029A 0001029B 0001054A 0001060A 0001060B			Yes





## List of Selected Polling Sites with Voting Precincts

Presidential General Election 11/2/2004

Receiving Centers

SC Government Ctr - Ocean St

ID	Polling Place Name	Sample Ballot Address	Map Number	User Codes	Access?
25	Emerald Bay Apartments Recreation Room 0001030	2500 Soquel Dr SANTA CRUZ, CA 95065 Ballot Type: 2 Registration: 818 *Absentee: 173 Consolidation: 0001030			No
30	Santa Cruz Gardens Elementary Sch. Library 0001035	8005 Winkle Ave SANTA CRUZ, CA 95065 Ballot Type: 11 Registration: 631 *Absentee: 154 Consolidation: 0001035A 0001068A	16		No
31	Christ Child Community Room 0001037	23230 Summit Rd Los Gatos, CA 95033-9278 Ballot Type: 12 Registration: 453 *Absentee: 76 Consolidation: 0001037			No
32	Skyland Community Church Whitaker Hall 0001038	25100 Skyland Rd LOS GATOS, CA 95030 Ballot Type: 12 Registration: 1,397 *Absentee: 339 Consolidation: 0001038 0001047	6		Yes
381	Soquel High School Multi Purpose Room 0001039	401 Old San Jose Rd Soquel, CA 95073-2213 Ballot Type: 13 Registration: 1,447 *Absentee: 427 Consolidation: 0001039 0001045A 0001045C 0001076B	16		No
44	Congregational Church Of Soquel Parish Hall 0001041	4951 Soquel Dr Soquel, CA 95073-2430 Ballot Type: 2 Registration: 367 *Absentee: 57 Consolidation: 0001041			Yes
435	Hilton Santa Cruz - Scotts Valley Room 3 (3rd Floor) 0001048	6001 La Madrona Dr Santa Cruz, CA 95060 Ballot Type: 15 Registration: 529 *Absentee: 131 Consolidation: 0001048 0001050B 0001053B			Yes
436	Hilton Santa Cruz - Scotts Valley Room 2 - (3rd Floor) 0001050	6001 La Madrona Dr Santa Cruz, CA 95060 Ballot Type: 5 Registration: 415 *Absentee: 116 Consolidation: 0001050A 0001053A			Yes
290	Congregational Ch Of Soquel Parish Hall 0001060	4951 Soquel Dr Soquel, CA 95073-2430 Ballot Type: 10 Registration: 999 *Absentee: 233 Consolidation: 0001036 0001060C 0001063			Yes
390	Sesnon House-Cabrillo College 0001061	6500 Soquel Dr Aptos, CA 95003 Ballot Type: 2 Registration: 1,252 *Absentee: 315 Consolidation: 0001061 0001062			Yes



## List of Selected Polling Sites with Voting Precincts

Presidential General Election 11/2/2004

Receiving Centers

SC Government Ctr - Ocean St

ID	Polling Place Name	Sample Ballot Address	Map Number	User Codes	Access?
47	Church Of Christ Fellowship Hall 0001101	637 Pacheco Ave SANTA CRUZ, CA 95065 Ballot Type: 21 Registration: 681 *Absentee: 133 Consolidation: 0001101 0001102 0001112			No
367	Quaker Meeting House 2  0001103	225 Rooney St Santa Cruz, CA 95065 Ballot Type: 21 Registration: 811 *Absentee: 181 Consolidation: 0001103 0001104			No
50	Santa Cruz County Health Center Large Auditorium 0001113	1080 Emeline Ave Santa Cruz, CA 95060 Ballot Type: 21 Registration: 699 *Absentee: 217 Consolidation: 0001113 0001114 0001115			Yes
429	Best Western Capitola Inn & Suite 1 Begonia Room 0001202	1435 41st Ave Capitola, CA 95010 Ballot Type: 23 Registration: 639 *Absentee: 175 Consolidation: 0001202B 0001202C 0001203 0001208			Yes
75	Christ Lutheran Church Above Hwy Patrol 0002010	10707 Soquel Dr Aptos, CA 95003 Ballot Type: 29 Registration: 793 *Absentee: 219 Consolidation: 0002010B			Yes
324	Temple Beth El Jewish Community Center 0002022	3055 Porter Gulch Rd APTOS, CA 95003 Ballot Type: 10 Registration: 449 *Absentee: 109 Consolidation: 0002022 0002061B			No
61	First Baptist Church Fellowship Hall 0002023	7565 Sunset Way Aptos, CA 95003-3816 Ballot Type: 37 Registration: 1,081 *Absentee: 211 Consolidation: 0002023B			No
78	Resurrection Church Markey Community Center Hall 0002024	7600 Soquel Dr Aptos, CA 95003 Ballot Type: 37 Registration: 997 *Absentee: 228 Consolidation: 0002024A 0002024C			Yes
423	Resurrection Church Markey Community Center Hall 0002025	7600 Soquel Dr Aptos, CA 95003 Ballot Type: 37 Registration: 594 *Absentee: 109 Consolidation: 0002025A 0002025B 0002025D			Yes
77	Aptos Public Library Meeting Room 0002026	7695 Soquel Dr Aptos, CA 95003-3815 Ballot Type: 37 Registration: 426 *Absentee: 111 Consolidation: 0002026 0002027			Yes



## List of Selected Polling Sites with Voting Precincts

Presidential General Election 11/2/2004

Receiving Centers

SC Government Ctr - Ocean St

ID	Polling Place Name	Sample Ballot Address	Map Number	User Codes	Access?
419	Aegis Of Aptos Assisted Living (off Of Soquel Dr) 0002029	125 Heather Ter Aptos, CA 95003 Ballot Type: 37 Registration: 918 *Absentee: 176 Consolidation: 0002029	16		Yes
66	Rio Sands Motel Banquet Room 0002030	116 Aptos Beach Dr APTOS, CA 95003 Ballot Type: 39 Registration: 999 *Absentee: 217 Consolidation: 0002030 0002043			No
294	Rio Sands Motel 2 Banquet Room 0002031	116 Aptos Beach Dr APTOS, CA 95003 Ballot Type: 39 Registration: 845 *Absentee: 176 Consolidation: 0002031 0002044			No
67	Rio Del Mar Fire House 0002032	300 Bonita Dr APTOS, CA 95003 Ballot Type: 39 Registration: 1,045 *Absentee: 259 Consolidation: 0002032			No
254	Aptos Seascape Golf Club Seascape Room 0002033	610 Clubhouse Dr Aptos, CA 95003-4868 Ballot Type: 39 Registration: 1,323 *Absentee: 258 Consolidation: 0002033 0002045			No
296	Unitarian Universalist Fellowship Chapel 0002041	6401 Freedom Blvd APTOS, CA 95003 Ballot Type: 39 Registration: 484 *Absentee: 129 Consolidation: 0002040B 0002041			Yes
396	Sesnon House - Cabrillo College 0002048	6500 Soquel Dr Aptos, CA 95003 Ballot Type: 2 Registration: 904 *Absentee: 198 Consolidation: 0002048			Yes
417	Aegis Of Aptos Assisted Living (off Of Soquel Dr.) 0002051	125 Heather Terrace Aptos, CA 95003 Ballot Type: 37 Registration: 1,437 *Absentee: 324 Consolidation: 0002051	16		Yes
82	Community Methodist Church Fellowship Hall 0002052	221 Thunderbird Dr APTOS, CA 95003 Ballot Type: 39 Registration: 1,199 *Absentee: 295 Consolidation: 0002052			Yes
84	St. Andrews Presbyterian Church Hubler Hall 0002054	9850 Monroe Ave APTOS, CA 95003 Ballot Type: 37 Registration: 711 *Absentee: 150 Consolidation: 0002054			Yes



## List of Selected Polling Sites with Voting Precincts

Presidential General Election 11/2/2004

Receiving Centers

SC Government Ctr - Ocean St

ID	Polling Place Name	Sample Ballot Address	Map Number	User Codes	Access?
369	Valencia Hall 0002055	2555 Valencia Rd APTOS, CA 95003 Ballot Type: 35 Registration: 475 *Absentee: 95 Consolidation: 0002055C			Yes
370	Valencia Hall 2 0002063	2555 Valencia Rd APTOS, CA 95003 Ballot Type: 39 Registration: 1,037 *Absentee: 213 Consolidation: 0002055A			Yes
94	Trade Winds Mobile Park Clubhouse 0002201	4160 Jade St Capitola, CA 95010-3919 Ballot Type: 23 Registration: 1,039 *Absentee: 196 Consolidation: 0002201 0002210			No
88	Capitola City Hall Community Room 0002202	420 Capitola Ave Capitola, CA 95010-3318 Ballot Type: 23 Registration: 695 *Absentee: 132 Consolidation: 0002202 0002203			Yes
92	Shorelife Community Church Conference Room 0002204	875 Monterey Ave Capitola, CA 95010-2343 Ballot Type: 23 Registration: 924 *Absentee: 196 Consolidation: 0002204			No
91	St. Joseph's Catholic Church 0002205	435 Monterey Ave Capitola, CA 95010-3613 Ballot Type: 23 Registration: 933 *Absentee: 209 Consolidation: 0002205 0002209			No
89	County Office Of Education Pacific/ Ocean Room 0002206	809-H Bay Ave Capitola, CA 95010 Ballot Type: 23 Registration: 701 *Absentee: 120 Consolidation: 0002206 0002207			Yes
327	Capitola Comm Center Room A 0002208	4400 Jade St Capitola, CA 95010-3932 Ballot Type: 23 Registration: 989 *Absentee: 194 Consolidation: 0002208			No
332	Davenport Fire And Rescue 0003002	75 Marine View Ave Davenport, CA 95017 Ballot Type: 4 Registration: 517 *Absentee: 60 Consolidation: 0003002			No
103	St. Stephen's Lutheran Church Fellowship Hall 0003008	2500 Soquel Ave SANTA CRUZ, CA 95062 Ballot Type: 1 Registration: 906 *Absentee: 187 Consolidation: 0003008 0003010 0003011			No



## List of Selected Polling Sites with Voting Precincts

Presidential General Election 11/2/2004

Receiving Centers

SC Government Ctr - Ocean St

ID	Polling Place Name	Sample Ballot Address	Map Number	User Codes	Access?
333	Housing Authority Cnty Of Santa Cruz Previously Santa Cruz School Dist.-rm 5 0003101	2931 Mission St (extension) SANTA CRUZ, CA 95060 Ballot Type: 54 Registration: 453 *Absentee: 128 Consolidation: 0003101A 0003113A 0003134A			Yes
304	Santa Cruz Fire Station #3 0003102	335 Younglove Ave SANTA CRUZ, CA 95060 Ballot Type: 55 Registration: 1,381 *Absentee: 266 Consolidation: 0003102 0003103 0003106 0003107			Yes
311	Housing Authority County Of Santa Cruz Previously Santa Cruz School Dist. Rm 4 0003103	2931 Mission St (extension) Santa Cruz, CA 95060 Ballot Type: 55 Registration: 1,243 *Absentee: 258 Consolidation: 0003101B			Yes
106	Roundtree Recreation Room 0003104	201 Nobel Dr Santa Cruz, CA 95060 Ballot Type: 55 Registration: 1,409 *Absentee: 222 Consolidation: 0003104			No
125	High Street Community Church Fireside Room 0003105	850 High St SANTA CRUZ, CA 95060 Ballot Type: 55 Registration: 1,090 *Absentee: 221 Consolidation: 0003105 0003109 0003110 0003159			Yes
109	Christian Life Center 0003108	1009 Mission St Santa Cruz, CA 95060-3524 Ballot Type: 55 Registration: 1,025 *Absentee: 197 Consolidation: 0003108 0003111 0003112 0003139			No
107	New Life Center Assembly Room 0003113	707 Fair Ave SANTA CRUZ, CA 95060 Ballot Type: 55 Registration: 1,015 *Absentee: 181 Consolidation: 0003113B 0003134B			No
119	Garfield Park Christian Church Fireside Room 0003114	111 Errett Circle SANTA CRUZ, CA 95060 Ballot Type: 55 Registration: 1,277 *Absentee: 170 Consolidation: 0003114 0003127 0003128	15		Yes
108	Garfield Park Village Scott Hall 0003115	721 Bay St SANTA CRUZ, CA 95060 Ballot Type: 55 Registration: 1,108 *Absentee: 205 Consolidation: 0003115 0003136 0003137			Yes
275	Christian Life Center 0003116	1009 Mission St Santa Cruz, CA 95060-3524 Ballot Type: 55 Registration: 1,069 *Absentee: 164 Consolidation: 0003116 0003117 0003118			No



## List of Selected Polling Sites with Voting Precincts

Presidential General Election 11/2/2004

Receiving Centers

SC Government Ctr - Ocean St

ID	Polling Place Name	Sample Ballot Address	Map Number	User Codes	Access?
111	Calvary Episcopal Church Parish Hall 0003119	532 Center St Santa Cruz, CA 95060-4313 Ballot Type: 55 Registration: 1,279 *Absentee: 164 Consolidation: 0003119 0003120 0003135			Yes
115	Louden Nelson Center Room 6 0003121	301 Center St SANTA CRUZ, CA 95060 Ballot Type: 55 Registration: 1,114 *Absentee: 174 Consolidation: 0003121			Yes
430	Louden Nelson Center Room 7 0003122	301 Center St Santa Cruz, CA 95060 Ballot Type: 55 Registration: 584 *Absentee: 58 Consolidation: 0003122			Yes
365	Sunshine Villa 0003123	80 Front St SANTA CRUZ, CA 95060 Ballot Type: 55 Registration: 1,090 *Absentee: 187 Consolidation: 0003123 0003124 0003133			No
118	The Ark 0003125	313 Swift St SANTA CRUZ, CA 95060 Ballot Type: 55 Registration: 821 *Absentee: 190 Consolidation: 0003125 0003126			Yes
277	Garfield Park Christian Church Fireside Room 0003129	111 Errett Circle SANTA CRUZ, CA 95060 Ballot Type: 55 Registration: 744 *Absentee: 133 Consolidation: 0003129 0003138	15		Yes
377	Shrine of Joseph Guardian of Redeemer 0003130	544 W Cliff Dr SANTA CRUZ, CA 95060 Ballot Type: 55 Registration: 1,284 *Absentee: 248 Consolidation: 0003130 0003131 0003132			Yes
439	Holy Cross Hall 0003140	170 High St Santa Cruz, CA 95060 Ballot Type: 55 Registration: 773 *Absentee: 188 Consolidation: 0003140 0003141			Yes
440	Holy Cross Hall 0003143	170 High St Santa Cruz, CA 95060 Ballot Type: 55 Registration: 623 *Absentee: 90 Consolidation: 0003143 0003144			Yes
132	Santa Cruz Bible Church 0003145	440 Frederick St SANTA CRUZ, CA 95062 Ballot Type: 21 Registration: 1,229 *Absentee: 240 Consolidation: 0003145 0003147 0003150			Yes



## List of Selected Polling Sites with Voting Precincts

Presidential General Election 11/2/2004

Receiving Centers

SC Government Ctr - Ocean St

ID	Polling Place Name	Sample Ballot Address	Map Number	User Codes	Access?
375	Seventh Day Adventist Church Sundean Hall At 1032 Cayuga 0003146	1024 Cayuga St SANTA CRUZ, CA 95062 Ballot Type: 21 Registration: 1,247 *Absentee: 181 Consolidation: 0003146 0003156 0003157			Yes
136	Pacific Cultural Center Dining Room 0003148	1307 Seabright Ave SANTA CRUZ, CA 95062 Ballot Type: 21 Registration: 862 *Absentee: 121 Consolidation: 0003148 0003149			Yes
129	City Museum Exhibit Area 0003151	1305 E Cliff Dr SANTA CRUZ, CA 95062 Ballot Type: 21 Registration: 815 *Absentee: 107 Consolidation: 0003151 0003152			No
133	La Posada Senior Housing Recreation Room 0003153	609 Frederick St SANTA CRUZ, CA 95062 Ballot Type: 21 Registration: 1,203 *Absentee: 213 Consolidation: 0003153 0003154 0003155			Yes
148	Branciforte Jr. High School School Office 0003158	315 Poplar Ave Santa Cruz, CA 95062-1131 Ballot Type: 21 Registration: 741 *Absentee: 119 Consolidation: 0003158 0003173 0003174			Yes
146	Oakes College Oakes Lobby 0003160	150 Heller Dr Santa Cruz, CA 95064 Ballot Type: 54 Registration: 672 *Absentee: 39 Consolidation: 0003160 0003167			Yes
140	Cowell College Fireside Lounge 0003161	301 Mclaughlin Dr Santa Cruz, CA 95064 Ballot Type: 55 Registration: 398 *Absentee: 12 Consolidation: 0003161			Yes
141	Crown College Crown/Merrill Community Room-Apartments 0003163	400 Mc Laughlin Dr Santa Cruz, CA 95064 Ballot Type: 55 Registration: 714 *Absentee: 22 Consolidation: 0003163 0003164			Yes
143	Porter College Fireside Lounge 0003165	301 Heller Dr SANTA CRUZ, CA 95064 Ballot Type: 54 Registration: 557 *Absentee: 28 Consolidation: 0003165			Yes
145	Kresge College Kresge Room 159 0003166	600 Kresge Ct Santa Cruz, CA 95064 Ballot Type: 54 Registration: 458 *Absentee: 30 Consolidation: 0003166			Yes



## List of Selected Polling Sites with Voting Precincts

### Presidential General Election 11/2/2004

Receiving Centers

SC Government Ctr - Ocean St

ID	Polling Place Name	Sample Ballot Address	Map Number	User Codes	Access?
144	College VIII Red Room, Room 201 0003168	200 Heller Dr. SANTA CRUZ, CA 95064 Ballot Type: 54 Registration: 381 *Absentee: 15 Consolidation: 0003168			Yes
409	College X Lounge - Bldg R5 0003169	600 Mclaughlin Dr Santa Cruz, CA 95064 Ballot Type: 55 Registration: 455 *Absentee: 16 Consolidation: 0003169			Yes
147	Santa Cruz Community Church Social Hall 0003171	411 Roxas St Santa Cruz, CA 95062 Ballot Type: 21 Registration: 1,056 *Absentee: 204 Consolidation: 0003171 0003172 0003175 0003176			No
426	University Inn & Conference Ctr. Coast Room 0003178	611 Ocean St Santa Cruz, CA 95060 Ballot Type: 21 Registration: 946 *Absentee: 145 Consolidation: 0003178 0003179 0003180			Yes
235	San Lorenzo Park Apartments 0003181	134 Dakota Ave Santa Cruz, CA 95060-6607 Ballot Type: 21 Registration: 608 *Absentee: 86 Consolidation: 0003181			No
217	Community Center 0005022	18260 Las Cumbres Rd Los Gatos, CA 95033 Ballot Type: 84 Registration: 728 *Absentee: 215 Consolidation: 0005022A 0005022B 0005022C			No
421	Mountain Bible Church Multi Use Room 0005051	23946 Summit Rd Los Gatos, CA 95033 Ballot Type: 90 Registration: 602 *Absentee: 206 Consolidation: 0005051A			No
230	Paradise Park Small Social Hall 0005052	223 Keystone Way Santa Cruz, CA 95060 Ballot Type: 92 Registration: 471 *Absentee: 103 Consolidation: 0005052			No
363	Harvey West Club & Scout House Scout House 0005101	326 Evergreen St Or Harvey West Blvd. SANTA CRUZ, CA 95060 Ballot Type: 94 Registration: 1,212 *Absentee: 196 Consolidation: 0005101 0005142 0005177			Yes
431	Santa Cruz County Health Center Large Auditorium 0005108	1080 Emeline Ave Santa Cruz, CA 95060 Ballot Type: 95 Registration: 1,419 *Absentee: 217 Consolidation: 0005108 0005109 0005112 0005179			Yes





# List of Selected Polling Sites with Voting Precincts

## Presidential General Election 11/2/2004

Receiving Centers

SC Government Ctr - Ocean St

ID	Polling Place Name	Sample Ballot Address	Map Number	User Codes	Access?
233	Senior Citizen Opportunities Scout Room 0005110	222 Market St SANTA CRUZ, CA 95060 Ballot Type: 95 Registration: 1,066 *Absentee: 213 Consolidation: 0005110 0005111 0005113 0005178			Yes
427	University Inn & Conference Ctr. Coast Room 0005114	611 Ocean St Santa Cruz, CA 95060 Ballot Type: 95 Registration: 589 *Absentee: 104 Consolidation: 0005114 0005115			Yes
238	Stevenson College Silverman Conference 0005162	101 McLaughlin Dr Santa Cruz, CA 95064 Ballot Type: 94 Registration: 704 *Absentee: 71 Consolidation: 0005162 0005163			Yes



## List of Selected Polling Sites with Voting Precincts

Presidential General Election 11/2/2004

Receiving Centers

Watsonville City Council Chambers

ID	Polling Place Name	Sample Ballot Address	Map Number	User Codes	Access?
87	Calabasas Elementary School Foyer 0002001	202 Calabasas Rd Watsonville, CA 95076-1039 Ballot Type: 24    Registration: 1,085    *Absentee: 214	Consolidation: 0002001A 0002007A 0002012 0002063 0002064		Yes
55	Corralitos Community Center 0002004	35 Browns Valley Rd. WATSONVILLE, CA 95076 Ballot Type: 16    Registration: 644    *Absentee: 116	Consolidation: 0002004A 0002004C 0002004D 0002009		Yes
56	Corralitos Community Church 0002006	26 Browns Valley Rd Watsonville, CA 95076-0510 Ballot Type: 16    Registration: 916    *Absentee: 199	Consolidation: 0002006A 0002006C 0002006F 0002014 0002017		Yes
158	Pinto Lake Mobile Estates Dining Room 0002008	789 Green Valley Rd WATSONVILLE, CA 95076 Ballot Type: 33    Registration: 629    *Absentee: 132	Consolidation: 0002008 0002011 0002020		Yes
154	Veterans Of Foreign Wars Post 1716 Ladies Auxilliary Room 0002013	1960 Freedom Blvd Freedom, CA 95019-2820 Ballot Type: 24    Registration: 542    *Absentee: 160	Consolidation: 0002013 0002016 0002018 0002019		Yes
339	La Selva Beach Clubhouse 0002035	314 Estrella Ave WATSONVILLE, CA 95076 Ballot Type: 39    Registration: 1,227    *Absentee: 204	Consolidation: 0002035 0002036 0002056A 0002056B 0002056E		Yes
72	Monterey Bay Academy Fire Department 0002037	783 San Andreas Rd WATSONVILLE, CA 95076 Ballot Type: 35    Registration: 513    *Absentee: 97	Consolidation: 0002037 0002038D 0002060 0002067		Yes
402	Monterey Bay Academy Fire Department 0002038	783 San Andreas Rd Watsonville, CA 95076 Ballot Type: 39    Registration: 534    *Absentee: 114	Consolidation: 0002038A 0002038B 0002038E 0002038F		Yes
57	Holy Eucharist Catholic Church Classrooms 0002040	527 Corralitos Rd WATSONVILLE, CA 95076 Ballot Type: 35    Registration: 883    *Absentee: 224	Consolidation: 0002040A 0002040C 0002040D		Yes
364	La Selva Beach Clubhouse 2 0002053	314 Estrella Ave WATSONVILLE, CA 95076 Ballot Type: 39    Registration: 1,232    *Absentee: 336	Consolidation: 0002053		Yes



## List of Selected Polling Sites with Voting Precincts

Presidential General Election 11/2/2004

Receiving Centers

Watsonville City Council Chambers

ID	Polling Place Name	Sample Ballot Address	Map Number	User Codes	Access?
98	Rolling Hills Middle School Library 0002331	130 Herman Ave WATSONVILLE, CA 95076 Ballot Type: 42    Registration: 839    *Absentee: 145	Consolidation: 0002331 0002332 0002333 0002341		No
420	Kennedy Youth Center - Gym "Our Lady Help Of Christians" 0004007	2401 E Lake Ave Watsonville, CA 95076 Ballot Type: 57    Registration: 1,165    *Absentee: 296	Consolidation: 0004007 0004019 0004020 0004021		Yes
166	Amesti Elementary School Art Room 0004016	25 Amesti Rd Watsonville, CA 95076-1121 Ballot Type: 58    Registration: 614    *Absentee: 123	Consolidation: 0004016		Yes
165	Casserly Community Center  0004018	562 Casserly Rd WATSONVILLE, CA 95076 Ballot Type: 57    Registration: 463    *Absentee: 101	Consolidation: 0004018		Yes
164	Alianza Charter School Multi- Purpose Rm- Prev. Salsipuedes 0004026	115 Casserly Rd WATSONVILLE, CA 95076 Ballot Type: 57    Registration: 528    *Absentee: 117	Consolidation: 0004026		Yes
408	Monte Vista Christian Schools Gym - High School 0004030	2 School Way Watsonville, CA 95076 Ballot Type: 31    Registration: 616    *Absentee: 168	Consolidation: 0004030B 0004030C 0004030D		Yes
169	Watsonville Fire Station Classroom 0004310	115 2nd St Watsonville, CA 95076-4921 Ballot Type: 61    Registration: 540    *Absentee: 70	Consolidation: 0004310 0004314A 0004315 0004316		Yes
167	Callaghan Park Recreation Room 0004311	225 Sudden St Watsonville, CA 95076-3913 Ballot Type: 62    Registration: 494    *Absentee: 69	Consolidation: 0004311 0004312 0004313 0004314B 0004317 0004318 0004319		No
171	YWCA  0004321	340 E Beach St WATSONVILLE, CA 95076 Ballot Type: 63    Registration: 1,165    *Absentee: 168	Consolidation: 0004321 0004322 0004323 0004324A 0004325A 0004326		No
150	Freedom Elementary School Room 19 0004331	25 Holly Dr Freedom, CA 95019-2606 Ballot Type: 42    Registration: 1,249    *Absentee: 325	Consolidation: 0004331 0004332 0004334 0004335 0004336		Yes



## List of Selected Polling Sites with Voting Precincts

Presidential General Election 11/2/2004

Receiving Centers

Watsonville City Council Chambers

ID	Polling Place Name	Sample Ballot Address	Map Number	User Codes	Access?
174	Seventh Day Adventist Church 0004333	700 S Green Valley Rd WATSONVILLE, CA 95076 Ballot Type: 42    Registration: 494    *Absentee: 114    Consolidation: 0004333 0004337			No
178	Green Valley Christian Center Foyer 0004341	376 S Green Valley Rd WATSONVILLE, CA 95076 Ballot Type: 43    Registration: 798    *Absentee: 139    Consolidation: 0004341	18		Yes
434	Landmark Elementary Library 0004344	235 Ohlone Parkway Watsonville, CA 95076 Ballot Type: 43    Registration: 1,125    *Absentee: 268    Consolidation: 0004344 0004350 0004351			Yes
334	Seventh Day Adventist Church 0004345	700 S Green Valley Rd Watsonville, CA 95076-3086 Ballot Type: 43    Registration: 806    *Absentee: 143    Consolidation: 0004345			No
301	Valley Heights Senior Rental Community 0004354	925 Freedom Blvd WATSONVILLE, CA 95076 Ballot Type: 43    Registration: 937    *Absentee: 211    Consolidation: 0004354 0004355			No
190	Agriculture Extension Service Auditorium 0004361	1432 Freedom Blvd Watsonville, CA 95076-2741 Ballot Type: 65    Registration: 1,047    *Absentee: 221    Consolidation: 0004361 0004362			Yes
437	Agriculture Extension Service Auditorium 0004363	1432 Freedom Blvd Watsonville, CA 95076 Ballot Type: 66    Registration: 778    *Absentee: 186    Consolidation: 0004363			Yes
191	First Methodist Church Common's Room (fellowship Hall) 0004364	229 Stanford St Watsonville, CA 95076-3266 Ballot Type: 65    Registration: 437    *Absentee: 85    Consolidation: 0004364 0004366			No
404	MacQuiddy Elementary School Room 1B 0004371	330 Martinelli St Watsonville, CA 95076 Ballot Type: 67    Registration: 581    *Absentee: 130    Consolidation: 0004371			Yes
443	Ann Soldo Elementary School Room 211 0004372	1140 Menasco Dr Watsonville, CA 95076 Ballot Type: 43    Registration: 826    *Absentee: 173    Consolidation: 0004372 0004373C 0004374B			Yes



## List of Selected Polling Sites with Voting Precincts

Presidential General Election 11/2/2004

Receiving Centers

Watsonville City Council Chambers

ID	Polling Place Name	Sample Ballot Address	Map Number	User Codes	Access?
194	Pajaro Village Recreation Room 0004373	739 Bronte Ave WATSONVILLE, CA 95076 Ballot Type: 67 Registration: 880 *Absentee: 220 Consolidation: 0004373A 0004373B			Yes
289	Pajaro Village 2 Recreation Room 0004374	739 Bronte Ave WATSONVILLE, CA 95076 Ballot Type: 67 Registration: 702 *Absentee: 211 Consolidation: 0004374A			Yes



## List of Selected Polling Sites with Voting Precincts

Presidential General Election 11/2/2004

Roving Inspectors

Aldridge, Ellen

ID	Polling Place Name	Sample Ballot Address	Map Number	User Codes	Access?
332	Davenport Fire And Rescue	75 Marine View Ave Davenport, CA 95017			No
0003002		Ballot Type: 4    Registration: 517    *Absentee: 60    Consolidation: 0003002			
102	Bonny Doon Union Elementary School Multi Use Room	1492 Pine Flat Rd SANTA CRUZ, CA 95060			Yes
0003003		Ballot Type: 46    Registration: 915    *Absentee: 163    Consolidation: 0003003			
101	United Presbyterian Church Room 2	7065 Bonny Doon Rd Santa Cruz, CA 95060			Yes
0003004		Ballot Type: 46    Registration: 1,304    *Absentee: 306    Consolidation: 0003004A 0003007A			
333	Housing Authority Cnty Of Santa Cruz Previously Santa Cruz School Dist.-rm 5	2931 Mission St (extension) SANTA CRUZ, CA 95060			Yes
0003101		Ballot Type: 54    Registration: 453    *Absentee: 128    Consolidation: 0003101A 0003113A 0003134A			
311	Housing Authority County Of Santa Cruz Previously Santa Cruz School Dist. Rm 4	2931 Mission St (extension) Santa Cruz, CA 95060			Yes
0003103		Ballot Type: 55    Registration: 1,243    *Absentee: 258    Consolidation: 0003101B			
118	The Ark	313 Swift St SANTA CRUZ, CA 95060			Yes
0003125		Ballot Type: 55    Registration: 821    *Absentee: 190    Consolidation: 0003125 0003126			



## List of Selected Polling Sites with Voting Precincts

Presidential General Election 11/2/2004

Roving Inspectors

Angela Curro

ID	Polling Place Name	Sample Ballot Address	Map Number	User Codes	Access?
390	Sesnon House-Cabrillo College	6500 Soquel Dr Aptos, CA 95003			Yes
0001061		Ballot Type: 2    Registration: 1,252    *Absentee: 315    Consolidation: 0001061 0001062			
324	Temple Beth El Jewish Community Center	3055 Porter Gulch Rd APTOS, CA 95003			No
0002022		Ballot Type: 10    Registration: 449    *Absentee: 109    Consolidation: 0002022 0002061B			
61	First Baptist Church Fellowship Hall	7565 Sunset Way Aptos, CA 95003-3816			No
0002023		Ballot Type: 37    Registration: 1,081    *Absentee: 211    Consolidation: 0002023B			
78	Resurrection Church Markey Community Center Hall	7600 Soquel Dr Aptos, CA 95003			Yes
0002024		Ballot Type: 37    Registration: 997    *Absentee: 228    Consolidation: 0002024A 0002024C			
423	Resurrection Church Markey Community Center Hall	7600 Soquel Dr Aptos, CA 95003			Yes
0002025		Ballot Type: 37    Registration: 594    *Absentee: 109    Consolidation: 0002025A 0002025B 0002025D			
77	Aptos Public Library Meeting Room	7695 Soquel Dr Aptos, CA 95003-3815			Yes
0002026		Ballot Type: 37    Registration: 426    *Absentee: 111    Consolidation: 0002026 0002027			
419	Aegis Of Aptos Assisted Living (off Of Soquel Dr)	125 Heather Ter Aptos, CA 95003	16		Yes
0002029		Ballot Type: 37    Registration: 918    *Absentee: 176    Consolidation: 0002029			
66	Rio Sands Motel Banquet Room	116 Aptos Beach Dr APTOS, CA 95003			No
0002030		Ballot Type: 39    Registration: 999    *Absentee: 217    Consolidation: 0002030 0002043			
294	Rio Sands Motel 2 Banquet Room	116 Aptos Beach Dr APTOS, CA 95003			No
0002031		Ballot Type: 39    Registration: 845    *Absentee: 176    Consolidation: 0002031 0002044			
396	Sesnon House - Cabrillo College	6500 Soquel Dr Aptos, CA 95003			Yes
0002048		Ballot Type: 2    Registration: 904    *Absentee: 198    Consolidation: 0002048			



## List of Selected Polling Sites with Voting Precincts

Presidential General Election 11/2/2004

Roving Inspectors

Angela Curro

ID	Polling Place Name	Sample Ballot Address	Map Number	User Codes	Access?
417	Aegis Of Aptos Assisted Living (off Of Soquel Dr.) 0002051	125 Heather Terrace Aptos, CA 95003 Ballot Type: 37 Registration: 1,437 *Absentee: 324 Consolidation: 0002051	16		Yes





## List of Selected Polling Sites with Voting Precincts

Presidential General Election 11/2/2004

Roving Inspectors

Ballard Cheatham

ID	Polling Place Name	Sample Ballot Address	Map Number	User Codes	Access?
158	Pinto Lake Mobile Estates Dining Room 0002008	789 Green Valley Rd WATSONVILLE, CA 95076 Ballot Type: 33    Registration: 629    *Absentee: 132	Consolidation: 0002008 0002011 0002020		Yes
420	Kennedy Youth Center - Gym "Our Lady Help Of Christians" 0004007	2401 E Lake Ave Watsonville, CA 95076 Ballot Type: 57    Registration: 1,165    *Absentee: 296	Consolidation: 0004007 0004019 0004020 0004021		Yes
165	Casserly Community Center  0004018	562 Casserly Rd WATSONVILLE, CA 95076 Ballot Type: 57    Registration: 463    *Absentee: 101	Consolidation: 0004018		Yes
164	Alianza Charter School Multi- Purpose Rm- Prev. Salsipuedes 0004026	115 Casserly Rd WATSONVILLE, CA 95076 Ballot Type: 57    Registration: 528    *Absentee: 117	Consolidation: 0004026		Yes
408	Monte Vista Christian Schools Gym - High School 0004030	2 School Way Watsonville, CA 95076 Ballot Type: 31    Registration: 616    *Absentee: 168	Consolidation: 0004030B 0004030C 0004030D		Yes



## List of Selected Polling Sites with Voting Precincts

Presidential General Election 11/2/2004

Roving Inspectors

Brenda Armstrong

ID	Polling Place Name	Sample Ballot Address	Map Number	User Codes	Access?
15	Armstrong Residence	2400 Glen Canyon Rd SANTA CRUZ, CA 95060	10		No
	0001016	Ballot Type: 7    Registration: 601    *Absentee: 151    Consolidation: 0001016A 0001016B 0001072			
435	Hilton Santa Cruz - Scotts Valley Room 3 (3rd Floor)	6001 La Madrona Dr Santa Cruz, CA 95060			Yes
	0001048	Ballot Type: 15    Registration: 529    *Absentee: 131    Consolidation: 0001048 0001050B 0001053B			
436	Hilton Santa Cruz - Scotts Valley Room 2 - (3rd Floor)	6001 La Madrona Dr Santa Cruz, CA 95060			Yes
	0001050	Ballot Type: 5    Registration: 415    *Absentee: 116    Consolidation: 0001050A 0001053A			
399	Scotts Valley High School Student Union	555 Glenwood Dr Scotts Valley, CA 95066			Yes
	0005033	Ballot Type: 82    Registration: 603    *Absentee: 167    Consolidation: 0005033 0005050A 0005050C 0005050D			
240	Vista Del Lago Clubhouse	444 Whispering Pines Dr SCOTTS VALLEY, CA 95066			No
	0005034	Ballot Type: 86    Registration: 329    *Absentee: 61    Consolidation: 0005034A			
279	Vista Del Lago 2 Clubhouse	444 Whispering Pines Dr SCOTTS VALLEY, CA 95066			No
	0005401	Ballot Type: 96    Registration: 894    *Absentee: 188    Consolidation: 0005401 0005410			
243	Scotts Valley City Hall Council Chambers	1 Civic Center Dr Scotts Valley, CA 95066-4156			Yes
	0005403	Ballot Type: 97    Registration: 1,445    *Absentee: 289    Consolidation: 0005403			
349	City Of Scotts Valley Community Center Main Room & Fireside Room	360 Kings Village Rd Scotts Valley, CA 95066			Yes
	0005405	Ballot Type: 97    Registration: 1,000    *Absentee: 217    Consolidation: 0005405			
380	Scotts Valley Fire Station #3 Conference Room	251 Glenwood Dr Scotts Valley, CA 95066-3235			Yes
	0005406	Ballot Type: 97    Registration: 1,063    *Absentee: 243    Consolidation: 0005406 0005411 0005412A			
444	City Of Scotts Valley Community Center Main Room & Fireside Room	360 Kings Village Rd Scotts Valley, CA 95066			Yes
	0005407	Ballot Type: 97    Registration: 1,055    *Absentee: 259    Consolidation: 0005407 0005408			



## List of Selected Polling Sites with Voting Precincts

Presidential General Election 11/2/2004

Roving Inspectors

Brenda Armstrong

ID	Polling Place Name	Sample Ballot Address	Map Number	User Codes	Access?
250	New Hope	4001 Granite Creek SCOTTS VALLEY, CA 95066			Yes
0005413		Ballot Type: 97    Registration: 1,266    *Absentee: 275    Consolidation: 0005413 0005414			



## List of Selected Polling Sites with Voting Precincts

Presidential General Election 11/2/2004

Roving Inspectors

Carol Pogue

ID	Polling Place Name	Sample Ballot Address	Map Number	User Codes	Access?
2	East Cliff Village Apartments Community Room 0001002	1635 Tremont Dr SANTA CRUZ, CA 95062 Ballot Type: 1 Registration: 1,412 *Absentee: 261 Consolidation: 0001002 0001003 0001004 0001031			No
352	Simpkins Family Swim Center Live Oak Community Center Room B 0001005	979 17th Ave Santa Cruz, CA 95062 Ballot Type: 1 Registration: 1,271 *Absentee: 248 Consolidation: 0001005 0001032			Yes
353	Simpkins Family Swim Center Live Oak Community Ctr Room A 0001006	979 17th Ave Santa Cruz, CA 95062 Ballot Type: 1 Registration: 1,070 *Absentee: 231 Consolidation: 0001006 0001007			Yes
6	Brommer Manor Residential Care 0001008	2000 Brommer St Santa Cruz, CA 95062-3049 Ballot Type: 1 Registration: 1,027 *Absentee: 200 Consolidation: 0001008 0001033			Yes
433	Pleasure Point Community Church Multi-purpose Bldg. 0001017	761 26th Ave Santa Cruz, CA 95062 Ballot Type: 1 Registration: 852 *Absentee: 130 Consolidation: 0001017 0001018 0001042			Yes
432	Pleasure Point Community Church Multi- Purpose Bldg. 0001019	761 26th Ave Santa Cruz, CA 95062 Ballot Type: 1 Registration: 620 *Absentee: 100 Consolidation: 0001019 0001043			Yes
317	Coast Chapel 0001020	1275 30th Ave SANTA CRUZ, CA 95062 Ballot Type: 1 Registration: 961 *Absentee: 181 Consolidation: 0001020 0001021 0001025			No
393	Coast Chapel 0001024	1275 30th Ave Santa Cruz, CA 95062 Ballot Type: 1 Registration: 740 *Absentee: 112 Consolidation: 0001024			No



## List of Selected Polling Sites with Voting Precincts

Presidential General Election 11/2/2004

Roving Inspectors

Cheryl Hoyt

ID	Polling Place Name	Sample Ballot Address	Map Number	User Codes	Access?
422	Boulder Creek Community Church Sanctuary 0005011	12465 Hwy 9 Boulder Creek, Ballot Type: 78 Registration: 778 *Absentee: 121 Consolidation: 0005011A 0005030A			Yes
209	Boulder Creek Public Library Meeting Room 0005016	13390 West Park Ave BOULDER CREEK, CA 95006 Ballot Type: 78 Registration: 1,440 *Absentee: 282 Consolidation: 0005016A 0005016B 0005017A 0005017C 0005026A			No
212	Boulder Creek Country Club  0005018	16901 Big Basin Hwy Boulder Creek, CA 95006 Ballot Type: 83 Registration: 784 *Absentee: 128 Consolidation: 0005018C 0005026C			No
208	Boulder Creek Fire House Main Hall 0005019	13230 Highway 9 Boulder Creek, CA 95006 Ballot Type: 78 Registration: 1,336 *Absentee: 278 Consolidation: 0005019A 0005049A			No
386	Redwood Elementary School Multi-purpose Room 0005020	16900 Highway 9 Boulder Creek, CA 95006 Ballot Type: 78 Registration: 898 *Absentee: 168 Consolidation: 0005020C	1		Yes
398	Redwood Elementary School Multi-purpose Room 0005021	16900 Highway 9 Boulder Creek, CA 95006 Ballot Type: 78 Registration: 880 *Absentee: 188 Consolidation: 0005021A	1		Yes



## List of Selected Polling Sites with Voting Precincts

Presidential General Election 11/2/2004

Roving Inspectors

Don Gartner

ID	Polling Place Name	Sample Ballot Address	Map Number	User Codes	Access?
108	Garfield Park Village Scott Hall 0003115	721 Bay St SANTA CRUZ, CA 95060 Ballot Type: 55    Registration: 1,108    *Absentee: 205	Consolidation: 0003115 0003136 0003137		Yes
111	Calvary Episcopal Church Parish Hall 0003119	532 Center St Santa Cruz, CA 95060-4313 Ballot Type: 55    Registration: 1,279    *Absentee: 164	Consolidation: 0003119 0003120 0003135		Yes
115	Louden Nelson Center Room 6 0003121	301 Center St SANTA CRUZ, CA 95060 Ballot Type: 55    Registration: 1,114    *Absentee: 174	Consolidation: 0003121		Yes
430	Louden Nelson Center Room 7 0003122	301 Center St Santa Cruz, CA 95060 Ballot Type: 55    Registration: 584    *Absentee: 58	Consolidation: 0003122		Yes
365	Sunshine Villa 0003123	80 Front St SANTA CRUZ, CA 95060 Ballot Type: 55    Registration: 1,090    *Absentee: 187	Consolidation: 0003123 0003124 0003133		No
377	Shrine of Joseph Guardian of Redeemer 0003130	544 W Cliff Dr SANTA CRUZ, CA 95060 Ballot Type: 55    Registration: 1,284    *Absentee: 248	Consolidation: 0003130 0003131 0003132		Yes



## List of Selected Polling Sites with Voting Precincts

Presidential General Election 11/2/2004

Roving Inspectors

John Tuck

ID	Polling Place Name	Sample Ballot Address	Map Number	User Codes	Access?
304	Santa Cruz Fire Station #3	335 Younglove Ave SANTA CRUZ, CA 95060			Yes
	0003102	Ballot Type: 55    Registration: 1,381    *Absentee: 266    Consolidation: 0003102 0003103 0003106 0003107			
106	Roundtree Recreation Room	201 Nobel Dr Santa Cruz, CA 95060			No
	0003104	Ballot Type: 55    Registration: 1,409    *Absentee: 222    Consolidation: 0003104			
125	High Street Community Church Fireside Room	850 High St SANTA CRUZ, CA 95060			Yes
	0003105	Ballot Type: 55    Registration: 1,090    *Absentee: 221    Consolidation: 0003105 0003109 0003110 0003159			
107	New Life Center Assembly Room	707 Fair Ave SANTA CRUZ, CA 95060			No
	0003113	Ballot Type: 55    Registration: 1,015    *Absentee: 181    Consolidation: 0003113B 0003134B			
119	Garfield Park Christian Church Fireside Room	111 Errett Circle SANTA CRUZ, CA 95060	15		Yes
	0003114	Ballot Type: 55    Registration: 1,277    *Absentee: 170    Consolidation: 0003114 0003127 0003128			
277	Garfield Park Christian Church Fireside Room	111 Errett Circle SANTA CRUZ, CA 95060	15		Yes
	0003129	Ballot Type: 55    Registration: 744    *Absentee: 133    Consolidation: 0003129 0003138			



## List of Selected Polling Sites with Voting Precincts

Presidential General Election 11/2/2004

Roving Inspectors

Josh Knight

ID	Polling Place Name	Sample Ballot Address	Map Number	User Codes	Access?
203	Highland Park Senior Center Multi-purpose Room 0005008	8500 Hwy 9 BEN LOMOND, CA 95005 Ballot Type: 75    Registration: 541    *Absentee: 144	Consolidation: 0005008C 0005043B 0005043C 0005043H		Yes
202	Highlands County Park Lorenzo Room 0005010	8500 Hwy 9 BEN LOMOND, CA 95005 Ballot Type: 77    Registration: 809    *Absentee: 139	Consolidation: 0005010B		Yes
222	Ss. Peter & Paul Orthodox Church Fellowship Hall 0005012	9980 Hwy 9 BEN LOMOND, CA 95005 Ballot Type: 77    Registration: 1,222    *Absentee: 190	Consolidation: 0005012A 0005012C 0005013A 0005029A 0005029B 0005029D		Yes
205	Ben Lomond Fire House Meeting Room 0005023	9430 Hwy 9 BEN LOMOND, CA 95005 Ballot Type: 77    Registration: 962    *Absentee: 197	Consolidation: 0005023 0005024A		Yes
445	Highlands County Park Lorenzo Room 0005043	8500 Highway 9 Ben Lomond, CA 95005 Ballot Type: 77    Registration: 551    *Absentee: 124	Consolidation: 0005043A		Yes





## List of Selected Polling Sites with Voting Precincts

Presidential General Election 11/2/2004

Roving Inspectors

Kyoko Wyse

ID	Polling Place Name	Sample Ballot Address	Map Number	User Codes	Access?
109	Christian Life Center	1009 Mission St Santa Cruz, CA 95060-3524			No
0003108		Ballot Type: 55    Registration: 1,025    *Absentee: 197    Consolidation: 0003108 0003111 0003112 0003139			
275	Christian Life Center	1009 Mission St Santa Cruz, CA 95060-3524			No
0003116		Ballot Type: 55    Registration: 1,069    *Absentee: 164    Consolidation: 0003116 0003117 0003118			
439	Holy Cross Hall	170 High St Santa Cruz, CA 95060			Yes
0003140		Ballot Type: 55    Registration: 773    *Absentee: 188    Consolidation: 0003140 0003141			
440	Holy Cross Hall	170 High St Santa Cruz, CA 95060			Yes
0003143		Ballot Type: 55    Registration: 623    *Absentee: 90    Consolidation: 0003143 0003144			
426	University Inn & Conference Ctr. Coast Room	611 Ocean St Santa Cruz, CA 95060			Yes
0003178		Ballot Type: 21    Registration: 946    *Absentee: 145    Consolidation: 0003178 0003179 0003180			
235	San Lorenzo Park Apartments	134 Dakota Ave Santa Cruz, CA 95060-6607			No
0003181		Ballot Type: 21    Registration: 608    *Absentee: 86    Consolidation: 0003181			
230	Paradise Park Small Social Hall	223 Keystone Way Santa Cruz, CA 95060			No
0005052		Ballot Type: 92    Registration: 471    *Absentee: 103    Consolidation: 0005052			
363	Harvey West Club & Scout House Scout House	326 Evergreen St Or Harvey West Blvd. SANTA CRUZ, CA 95060			Yes
0005101		Ballot Type: 94    Registration: 1,212    *Absentee: 196    Consolidation: 0005101 0005142 0005177			
427	University Inn & Conference Ctr. Coast Room	611 Ocean St Santa Cruz, CA 95060			Yes
0005114		Ballot Type: 95    Registration: 589    *Absentee: 104    Consolidation: 0005114 0005115			



## List of Selected Polling Sites with Voting Precincts

Presidential General Election 11/2/2004

Roving Inspectors

Laura La Porte

ID	Polling Place Name	Sample Ballot Address	Map Number	User Codes	Access?
33	Mountain Bible Church Multi Use Room 0001023	23946 Summit Rd LOS GATOS, CA 95030 Ballot Type: 5    Registration: 468    *Absentee: 146	0001023B    0001023C    0001023D    0001023G		No
31	Christ Child Community Room 0001037	23230 Summit Rd Los Gatos, CA 95033-9278 Ballot Type: 12    Registration: 453    *Absentee: 76	Consolidation: 0001037		No
32	Skyland Community Church Whitaker Hall 0001038	25100 Skyland Rd LOS GATOS, CA 95030 Ballot Type: 12    Registration: 1,397    *Absentee: 339	6 Consolidation: 0001038    0001047		Yes
217	Community Center 0005022	18260 Las Cumbres Rd Los Gatos, CA 95033 Ballot Type: 84    Registration: 728    *Absentee: 215	Consolidation: 0005022A    0005022B    0005022C		No
421	Mountain Bible Church Multi Use Room 0005051	23946 Summit Rd Los Gatos, CA 95033 Ballot Type: 90    Registration: 602    *Absentee: 206	Consolidation: 0005051A		No



## List of Selected Polling Sites with Voting Precincts

Presidential General Election 11/2/2004

Roving Inspectors

Manuel Delgadillo

ID	Polling Place Name	Sample Ballot Address	Map Number	User Codes	Access?
98	Rolling Hills Middle School Library 0002331	130 Herman Ave WATSONVILLE, CA 95076 Ballot Type: 42    Registration: 839    *Absentee: 145	Consolidation: 0002331 0002332 0002333 0002341		No
174	Seventh Day Adventist Church  0004333	700 S Green Valley Rd WATSONVILLE, CA 95076 Ballot Type: 42    Registration: 494    *Absentee: 114	Consolidation: 0004333 0004337		No
434	Landmark Elementary Library 0004344	235 Ohlone Parkway Watsonville, CA 95076 Ballot Type: 43    Registration: 1,125    *Absentee: 268	Consolidation: 0004344 0004350 0004351		Yes
334	Seventh Day Adventist Church  0004345	700 S Green Valley Rd Watsonville, CA 95076-3086 Ballot Type: 43    Registration: 806    *Absentee: 143	Consolidation: 0004345		No
301	Valley Heights Senior Rental Community 0004354	925 Freedom Blvd WATSONVILLE, CA 95076 Ballot Type: 43    Registration: 937    *Absentee: 211	Consolidation: 0004354 0004355		No
190	Agriculture Extension Service Auditorium 0004361	1432 Freedom Blvd Watsonville, CA 95076-2741 Ballot Type: 65    Registration: 1,047    *Absentee: 221	Consolidation: 0004361 0004362		Yes
437	Agriculture Extension Service Auditorium 0004363	1432 Freedom Blvd Watsonville, CA 95076 Ballot Type: 66    Registration: 778    *Absentee: 186	Consolidation: 0004363		Yes
191	First Methodist Church Common's Room (fellowship Hall) 0004364	229 Stanford St Watsonville, CA 95076-3266 Ballot Type: 65    Registration: 437    *Absentee: 85	Consolidation: 0004364 0004366		No



## List of Selected Polling Sites with Voting Precincts

Presidential General Election 11/2/2004

Roving Inspectors

Marsha Marani

ID	Polling Place Name	Sample Ballot Address	Map Number	User Codes	Access?
22	Mountain Elementary School Pac Room 0001028	3042 Old San Jose Rd SOQUEL, CA 95073 Ballot Type: 6 Registration: 955 *Absentee: 154 Consolidation: 0001028 0001067			Yes
416	First Church Of Christ Scientist Soquel Sunday School 0001029	3200 Center St Soquel, CA 95073 Ballot Type: 9 Registration: 346 *Absentee: 69 Consolidation: 0001029A 0001029B 0001054A 0001060A 0001060B			Yes
381	Soquel High School Multi Purpose Room 0001039	401 Old San Jose Rd Soquel, CA 95073-2213 Ballot Type: 13 Registration: 1,447 *Absentee: 427 Consolidation: 0001039 0001045A 0001045C 0001076B	16		No
44	Congregational Church Of Soquel Parish Hall 0001041	4951 Soquel Dr Soquel, CA 95073-2430 Ballot Type: 2 Registration: 367 *Absentee: 57 Consolidation: 0001041			Yes
290	Congregational Ch Of Soquel Parish Hall 0001060	4951 Soquel Dr Soquel, CA 95073-2430 Ballot Type: 10 Registration: 999 *Absentee: 233 Consolidation: 0001036 0001060C 0001063			Yes
92	Shorelife Community Church Conference Room 0002204	875 Monterey Ave Capitola, CA 95010-2343 Ballot Type: 23 Registration: 924 *Absentee: 196 Consolidation: 0002204			No



## List of Selected Polling Sites with Voting Precincts

Presidential General Election 11/2/2004

Roving Inspectors

Michael Sotelo

ID	Polling Place Name	Sample Ballot Address	Map Number	User Codes	Access?
67	Rio Del Mar Fire House	300 Bonita Dr APTOS, CA 95003			No
	0002032	Ballot Type: 39    Registration: 1,045    *Absentee: 259    Consolidation: 0002032			
254	Aptos Seascap Golf Club Seascap Room	610 Clubhouse Dr Aptos, CA 95003-4868			No
	0002033	Ballot Type: 39    Registration: 1,323    *Absentee: 258    Consolidation: 0002033 0002045			
339	La Selva Beach Clubhouse	314 Estrella Ave WATSONVILLE, CA 95076			Yes
	0002035	Ballot Type: 39    Registration: 1,227    *Absentee: 204    Consolidation: 0002035 0002036 0002056A 0002056B 0002056E			
72	Monterey Bay Academy Fire Department	783 San Andreas Rd WATSONVILLE, CA 95076			Yes
	0002037	Ballot Type: 35    Registration: 513    *Absentee: 97    Consolidation: 0002037 0002038D 0002060 0002067			
402	Monterey Bay Academy Fire Department	783 San Andreas Rd Watsonville, CA 95076			Yes
	0002038	Ballot Type: 39    Registration: 534    *Absentee: 114    Consolidation: 0002038A 0002038B 0002038E 0002038F			
82	Community Methodist Church Fellowship Hall	221 Thunderbird Dr APTOS, CA 95003			Yes
	0002052	Ballot Type: 39    Registration: 1,199    *Absentee: 295    Consolidation: 0002052			
364	La Selva Beach Clubhouse 2	314 Estrella Ave WATSONVILLE, CA 95076			Yes
	0002053	Ballot Type: 39    Registration: 1,232    *Absentee: 336    Consolidation: 0002053			
84	St. Andrews Presbyterian Church Hubler Hall	9850 Monroe Ave APTOS, CA 95003			Yes
	0002054	Ballot Type: 37    Registration: 711    *Absentee: 150    Consolidation: 0002054			



## List of Selected Polling Sites with Voting Precincts

Presidential General Election 11/2/2004

Roving Inspectors

Micheal Ellis

ID	Polling Place Name	Sample Ballot Address	Map Number	User Codes	Access?
415	Best Western Capitola Inn & Suites Begonia Room 0001022	1435 41st Ave Capitola, CA 95010 Ballot Type: 1    Registration: 852 *Absentee: 156    Consolidation: 0001022 0001044A			Yes
95	Capitola Community Center Room B 0001026	4400 Jade St Capitola, CA 95010-3932 Ballot Type: 2    Registration: 955 *Absentee: 185    Consolidation: 0001026 0001049 0001051			No
429	Best Western Capitola Inn & Suite 1 Begonia Room 0001202	1435 41st Ave Capitola, CA 95010 Ballot Type: 23    Registration: 639 *Absentee: 175    Consolidation: 0001202B 0001202C 0001203 0001208			Yes
94	Trade Winds Mobile Park Clubhouse 0002201	4160 Jade St Capitola, CA 95010-3919 Ballot Type: 23    Registration: 1,039 *Absentee: 196    Consolidation: 0002201 0002210			No
88	Capitola City Hall Community Room 0002202	420 Capitola Ave Capitola, CA 95010-3318 Ballot Type: 23    Registration: 695 *Absentee: 132    Consolidation: 0002202 0002203			Yes
91	St. Joseph's Catholic Church  0002205	435 Monterey Ave Capitola, CA 95010-3613 Ballot Type: 23    Registration: 933 *Absentee: 209    Consolidation: 0002205 0002209			No
89	County Office Of Education Pacific/ Ocean Room 0002206	809-H Bay Ave Capitola, CA 95010 Ballot Type: 23    Registration: 701 *Absentee: 120    Consolidation: 0002206 0002207			Yes
327	Capitola Comm Center Room A 0002208	4400 Jade St Capitola, CA 95010-3932 Ballot Type: 23    Registration: 989 *Absentee: 194    Consolidation: 0002208			No



## List of Selected Polling Sites with Voting Precincts

Presidential General Election 11/2/2004

Roving Inspectors

Miriam Stomler

ID	Polling Place Name	Sample Ballot Address	Map Number	User Codes	Access?
103	St. Stephen's Lutheran Church Fellowship Hall 0003008	2500 Soquel Ave SANTA CRUZ, CA 95062 Ballot Type: 1    Registration: 906    *Absentee: 187	Consolidation: 0003008 0003010 0003011		No
132	Santa Cruz Bible Church 0003145	440 Frederick St SANTA CRUZ, CA 95062 Ballot Type: 21    Registration: 1,229    *Absentee: 240	Consolidation: 0003145 0003147 0003150		Yes
375	Seventh Day Adventist Church Sundean Hall At 1032 Cayuga 0003146	1024 Cayuga St SANTA CRUZ, CA 95062 Ballot Type: 21    Registration: 1,247    *Absentee: 181	Consolidation: 0003146 0003156 0003157		Yes
136	Pacific Cultural Center Dining Room 0003148	1307 Seabright Ave SANTA CRUZ, CA 95062 Ballot Type: 21    Registration: 862    *Absentee: 121	Consolidation: 0003148 0003149		Yes
129	City Museum Exhibit Area 0003151	1305 E Cliff Dr SANTA CRUZ, CA 95062 Ballot Type: 21    Registration: 815    *Absentee: 107	Consolidation: 0003151 0003152		No
133	La Posada Senior Housing Recreation Room 0003153	609 Frederick St SANTA CRUZ, CA 95062 Ballot Type: 21    Registration: 1,203    *Absentee: 213	Consolidation: 0003153 0003154 0003155		Yes



## List of Selected Polling Sites with Voting Precincts

Presidential General Election 11/2/2004

Roving Inspectors

Pat Pfremer

ID	Polling Place Name	Sample Ballot Address	Map Number	User Codes	Access?
12	Branciforte Fire Station Apparatus Room 0001015	2711 Branciforte Dr Santa Cruz, CA 95065 Ballot Type: 6    Registration: 755    *Absentee: 134	11	Consolidation: 0001015B 0001015D 0001052D	Yes
47	Church Of Christ Fellowship Hall 0001101	637 Pacheco Ave SANTA CRUZ, CA 95065 Ballot Type: 21    Registration: 681    *Absentee: 133		Consolidation: 0001101 0001102 0001112	No
367	Quaker Meeting House 2  0001103	225 Rooney St Santa Cruz, CA 95065 Ballot Type: 21    Registration: 811    *Absentee: 181		Consolidation: 0001103 0001104	No
50	Santa Cruz County Health Center Large Auditorium 0001113	1080 Emeline Ave Santa Cruz, CA 95060 Ballot Type: 21    Registration: 699    *Absentee: 217		Consolidation: 0001113 0001114 0001115	Yes
148	Branciforte Jr. High School School Office 0003158	315 Poplar Ave Santa Cruz, CA 95062-1131 Ballot Type: 21    Registration: 741    *Absentee: 119		Consolidation: 0003158 0003173 0003174	Yes
147	Santa Cruz Community Church Social Hall 0003171	411 Roxas St Santa Cruz, CA 95062 Ballot Type: 21    Registration: 1,056    *Absentee: 204		Consolidation: 0003171 0003172 0003175 0003176	No
431	Santa Cruz County Health Center Large Auditorium 0005108	1080 Emeline Ave Santa Cruz, CA 95060 Ballot Type: 95    Registration: 1,419    *Absentee: 217		Consolidation: 0005108 0005109 0005112 0005179	Yes
233	Senior Citizen Opportunities Scout Room 0005110	222 Market St SANTA CRUZ, CA 95060 Ballot Type: 95    Registration: 1,066    *Absentee: 213		Consolidation: 0005110 0005111 0005113 0005178	Yes





## List of Selected Polling Sites with Voting Precincts

Presidential General Election 11/2/2004

Roving Inspectors

Rich Westfall

ID	Polling Place Name	Sample Ballot Address	Map Number	User Codes	Access?
29	United Methodist Church Social Hall 0001009	2091 17th Ave SANTA CRUZ, CA 95062 Ballot Type: 1    Registration: 655    *Absentee: 122    Consolidation: 0001009			Yes
428	United Methodist Church 0001010	2091 17th Ave Santa Cruz, CA 95062 Ballot Type: 1    Registration: 912    *Absentee: 197    Consolidation: 0001010 0001034			Yes
359	Veterans Of Foreign Wars Post 7263 0001011	2259 7th Ave SANTA CRUZ, CA 95062 Ballot Type: 1    Registration: 1,302    *Absentee: 258    Consolidation: 0001011 0001012			Yes
411	Odd Fellows Lodge Odd Fellows Bldg. 0001013	40 Brookwood Dr Santa Cruz, CA 95065-1501 Ballot Type: 2    Registration: 1,004    *Absentee: 339    Consolidation: 0001013 0001035B 0001068B			No
35	Sweets In The Nude 0001027	3131 Soquel Dr SOQUEL, CA 95073 Ballot Type: 2    Registration: 873    *Absentee: 200    Consolidation: 0001027 0001040			No
25	Emerald Bay Apartments Recreation Room 0001030	2500 Soquel Dr SANTA CRUZ, CA 95065 Ballot Type: 2    Registration: 818    *Absentee: 173    Consolidation: 0001030			No
30	Santa Cruz Gardens Elementary Sch. Library 0001035	8005 Winkle Ave SANTA CRUZ, CA 95065 Ballot Type: 11    Registration: 631    *Absentee: 154    Consolidation: 0001035A 0001068A	16		No



## List of Selected Polling Sites with Voting Precincts

Presidential General Election 11/2/2004

Roving Inspectors

Shannon Sullivan

ID	Polling Place Name	Sample Ballot Address	Map Number	User Codes	Access?
55	Corralitos Community Center	35 Browns Valley Rd. WATSONVILLE, CA 95076			Yes
	0002004	Ballot Type: 16    Registration: 644    *Absentee: 116    Consolidation: 0002004A 0002004C 0002004D 0002009			
56	Corralitos Community Church	26 Browns Valley Rd Watsonville, CA 95076-0510			Yes
	0002006	Ballot Type: 16    Registration: 916    *Absentee: 199    Consolidation: 0002006A 0002006C 0002006F 0002014 0002017			
75	Christ Lutheran Church Above Hwy Patrol	10707 Soquel Dr Aptos, CA 95003			Yes
	0002010	Ballot Type: 29    Registration: 793    *Absentee: 219    Consolidation: 0002010B			
57	Holy Eucharist Catholic Church Classrooms	527 Corralitos Rd WATSONVILLE, CA 95076			Yes
	0002040	Ballot Type: 35    Registration: 883    *Absentee: 224    Consolidation: 0002040A 0002040C 0002040D			
296	Unitarian Universalist Fellowship Chapel	6401 Freedom Blvd APTOS, CA 95003			Yes
	0002041	Ballot Type: 39    Registration: 484    *Absentee: 129    Consolidation: 0002040B 0002041			
369	Valencia Hall	2555 Valencia Rd APTOS, CA 95003			Yes
	0002055	Ballot Type: 35    Registration: 475    *Absentee: 95    Consolidation: 0002055C			
370	Valencia Hall 2	2555 Valencia Rd APTOS, CA 95003			Yes
	0002063	Ballot Type: 39    Registration: 1,037    *Absentee: 213    Consolidation: 0002055A			



## List of Selected Polling Sites with Voting Precincts

Presidential General Election 11/2/2004

Roving Inspectors

Stephanie Camacho

ID	Polling Place Name	Sample Ballot Address	Map Number	User Codes	Access?
87	Calabasas Elementary School Foyer 0002001	202 Calabasas Rd Watsonville, CA 95076-1039 Ballot Type: 24    Registration: 1,085    *Absentee: 214	Consolidation: 0002001A 0002007A 0002012 0002063 0002064		Yes
154	Veterans Of Foreign Wars Post 1716 Ladies Auxilliary Room 0002013	1960 Freedom Blvd Freedom, CA 95019-2820 Ballot Type: 24    Registration: 542    *Absentee: 160	Consolidation: 0002013 0002016 0002018 0002019		Yes
166	Amesti Elementary School Art Room 0004016	25 Amesti Rd Watsonville, CA 95076-1121 Ballot Type: 58    Registration: 614    *Absentee: 123	Consolidation: 0004016		Yes
150	Freedom Elementary School Room 19 0004331	25 Holly Dr Freedom, CA 95019-2606 Ballot Type: 42    Registration: 1,249    *Absentee: 325	Consolidation: 0004331 0004332 0004334 0004335 0004336		Yes
178	Green Valley Christian Center Foyer 0004341	376 S Green Valley Rd WATSONVILLE, CA 95076 Ballot Type: 43    Registration: 798    *Absentee: 139	18 Consolidation: 0004341		Yes



## List of Selected Polling Sites with Voting Precincts

Presidential General Election 11/2/2004

Roving Inspectors

Terry Dorsey

ID	Polling Place Name	Sample Ballot Address	Map Number	User Codes	Access?
195	St. John's Church Parish Hall 0005002	Russell Ave & Hwy 9 Felton, CA 95018 Ballot Type: 72    Registration: 1,319    *Absentee: 256    Consolidation: 0005002 0005003			Yes
196	First Church Of Christ Scientist Sunday School Room 0005004	187 Laurel Dr FELTON, CA 95018 Ballot Type: 73    Registration: 702    *Absentee: 125    Consolidation: 0005004 0005005			No
221	Felton Fire House Meeting Room 0005005	131 Kirby St FELTON, CA 95018 Ballot Type: 73    Registration: 860    *Absentee: 157    Consolidation: 0005009B 0005009D 0005009F 0005009G 0005028			Yes
198	Felton Bible Church  0005006	5999 Graham Hill Rd Felton, CA 95018 Ballot Type: 74    Registration: 701    *Absentee: 111    Consolidation: 0005006A 0005006B 0005006C 0005006D			Yes
227	Zayante Fire Protection District Large Meeting Room 0005014	7700 E Zayante Rd FELTON, CA 95018 Ballot Type: 73    Registration: 1,009    *Absentee: 198    Consolidation: 0005014B 0005027 0005040B			Yes
319	Heavenly Cafe  0005045	1210 Mt Hermon Rd SCOTTS VALLEY, CA 95066 Ballot Type: 82    Registration: 477    *Absentee: 74    Consolidation: 0005045			Yes
242	Oak Tree Villa  0005402	100 Lockwood Ln SCOTTS VALLEY, CA 95066 Ballot Type: 96    Registration: 618    *Absentee: 215    Consolidation: 0005402			Yes



## List of Selected Polling Sites with Voting Precincts

Presidential General Election 11/2/2004

Roving Inspectors

Tony Alvarado

ID	Polling Place Name	Sample Ballot Address	Map Number	User Codes	Access?
169	Watsonville Fire Station Classroom 0004310	115 2nd St Watsonville, CA 95076-4921 Ballot Type: 61    Registration: 540    *Absentee:	70	Consolidation: 0004310 0004314A 0004315 0004316	Yes
167	Callaghan Park Recreation Room 0004311	225 Sudden St Watsonville, CA 95076-3913 Ballot Type: 62    Registration: 494    *Absentee:	69	Consolidation: 0004311 0004312 0004313 0004314B 0004317 0004318 0004319	No
171	YWCA 0004321	340 E Beach St WATSONVILLE, CA 95076 Ballot Type: 63    Registration: 1,165    *Absentee:	168	Consolidation: 0004321 0004322 0004323 0004324A 0004325A 0004326	No
404	MacQuiddy Elementary School Room 1B 0004371	330 Martinelli St Watsonville, CA 95076 Ballot Type: 67    Registration: 581    *Absentee:	130	Consolidation: 0004371	Yes
443	Ann Soldo Elementary School Room 211 0004372	1140 Menasco Dr Watsonville, CA 95076 Ballot Type: 43    Registration: 826    *Absentee:	173	Consolidation: 0004372 0004373C 0004374B	Yes
194	Pajaro Village Recreation Room 0004373	739 Bronte Ave WATSONVILLE, CA 95076 Ballot Type: 67    Registration: 880    *Absentee:	220	Consolidation: 0004373A 0004373B	Yes
289	Pajaro Village 2 Recreation Room 0004374	739 Bronte Ave WATSONVILLE, CA 95076 Ballot Type: 67    Registration: 702    *Absentee:	211	Consolidation: 0004374A	Yes



## List of Selected Polling Sites with Voting Precincts

Presidential General Election 11/2/2004

Roving Inspectors

Travis Melvin

ID	Polling Place Name	Sample Ballot Address	Map Number	User Codes	Access?
146	Oakes College Oakes Lobby 0003160	150 Heller Dr Santa Cruz, CA 95064 Ballot Type: 54 Registration: 672 *Absentee: 39 Consolidation: 0003160 0003167			Yes
140	Cowell College Fireside Lounge 0003161	301 McLaughlin Dr Santa Cruz, CA 95064 Ballot Type: 55 Registration: 398 *Absentee: 12 Consolidation: 0003161			Yes
141	Crown College Crown/Merrill Community Room-Apartments 0003163	400 Mc Laughlin Dr Santa Cruz, CA 95064 Ballot Type: 55 Registration: 714 *Absentee: 22 Consolidation: 0003163 0003164			Yes
143	Porter College Fireside Lounge 0003165	301 Heller Dr SANTA CRUZ, CA 95064 Ballot Type: 54 Registration: 557 *Absentee: 28 Consolidation: 0003165			Yes
145	Kresge College Kresge Room 159 0003166	600 Kresge Ct Santa Cruz, CA 95064 Ballot Type: 54 Registration: 458 *Absentee: 30 Consolidation: 0003166			Yes
144	College VIII Red Room, Room 201 0003168	200 Heller Dr. SANTA CRUZ, CA 95064 Ballot Type: 54 Registration: 381 *Absentee: 15 Consolidation: 0003168			Yes
409	College X Lounge - Bldg R5 0003169	600 McLaughlin Dr Santa Cruz, CA 95064 Ballot Type: 55 Registration: 455 *Absentee: 16 Consolidation: 0003169			Yes
238	Stevenson College Silverman Conference 0005162	101 McLaughlin Dr Santa Cruz, CA 95064 Ballot Type: 94 Registration: 704 *Absentee: 71 Consolidation: 0005162 0005163			Yes

**Total Selected Poll Sites: 163**

**Total Selected Voting Precincts 163**



**Mail Ballot Precinct List  
for Presidential General Election - 11/02/2004**

Mail Ballot Precinct	Precinct	Ballot Type	Registration	Mail Ballot Precinct	Precinct	Ballot Type	Registration
0001001	0001023-H	8	37				
	<b>Num Pcts:</b>	<b>1</b>	<b>Total Reg:</b>	<b>0001059</b>	0001016-D	5	1
			<b>37</b>		0001059	5	2
0001004	0001016-C	6	15		<b>Num Pcts:</b>	<b>2</b>	<b>Total Reg:</b>
	<b>Num Pcts:</b>	<b>1</b>	<b>Total Reg:</b>				<b>3</b>
			<b>15</b>	0001064	0001064-B	5	187
0001007	0001014-C	4	84		<b>Num Pcts:</b>	<b>1</b>	<b>Total Reg:</b>
	<b>Num Pcts:</b>	<b>1</b>	<b>Total Reg:</b>				<b>187</b>
			<b>84</b>	0001065	0001065	5	47
0001012	0001015-A	5	26		<b>Num Pcts:</b>	<b>1</b>	<b>Total Reg:</b>
	0001015-C	5	4				<b>47</b>
	<b>Num Pcts:</b>	<b>2</b>	<b>Total Reg:</b>	0001069	0001069	17	6
			<b>30</b>		0001070	17	6
0001014	0001014-A	3	102		0001071	17	35
	0001014-B	3	104		0001073	17	56
	<b>Num Pcts:</b>	<b>2</b>	<b>Total Reg:</b>		0001074	17	11
			<b>206</b>		0001075	17	1
0001018	0001029-C	10	154		<b>Num Pcts:</b>	<b>6</b>	<b>Total Reg:</b>
	0001029-D	10	16				<b>115</b>
	0001054-B	10	9	0001075	0001076-A	18	31
	0001054-C	10	8		<b>Num Pcts:</b>	<b>1</b>	<b>Total Reg:</b>
	<b>Num Pcts:</b>	<b>4</b>	<b>Total Reg:</b>				<b>31</b>
			<b>187</b>	0001076	0001076-C	14	8
0001021	0001064-A	15	80		<b>Num Pcts:</b>	<b>1</b>	<b>Total Reg:</b>
	<b>Num Pcts:</b>	<b>1</b>	<b>Total Reg:</b>				<b>8</b>
			<b>80</b>	0001077	0001077	19	53
0001044	0001044-B	2	32		<b>Num Pcts:</b>	<b>1</b>	<b>Total Reg:</b>
	<b>Num Pcts:</b>	<b>1</b>	<b>Total Reg:</b>				<b>53</b>
			<b>32</b>	0001078	0001078-A	9	176
0001045	0001045-B	14	15		0001078-B	9	0
	0001056	14	66		<b>Num Pcts:</b>	<b>2</b>	<b>Total Reg:</b>
	<b>Num Pcts:</b>	<b>2</b>	<b>Total Reg:</b>				<b>176</b>
			<b>81</b>	0001079	0001079	20	9
0001046	0001046	9	17		<b>Num Pcts:</b>	<b>1</b>	<b>Total Reg:</b>
	<b>Num Pcts:</b>	<b>1</b>	<b>Total Reg:</b>				<b>9</b>
			<b>17</b>	0001201	0001201	22	104
0001051	0001050-C	7	10		0001202-A	22	161
	<b>Num Pcts:</b>	<b>1</b>	<b>Total Reg:</b>		<b>Num Pcts:</b>	<b>2</b>	<b>Total Reg:</b>
			<b>10</b>				<b>265</b>
0001052	0001052-A	5	88	0002002	0002002	27	3
	0001052-B	5	8		<b>Num Pcts:</b>	<b>1</b>	<b>Total Reg:</b>
	0001052-C	5	0				<b>3</b>
	<b>Num Pcts:</b>	<b>3</b>	<b>Total Reg:</b>	0002003	0002003-A	28	136
			<b>96</b>		0002010-A	28	50
0001053	0001053-C	6	2		<b>Num Pcts:</b>	<b>2</b>	<b>Total Reg:</b>
	<b>Num Pcts:</b>	<b>1</b>	<b>Total Reg:</b>				<b>186</b>
			<b>2</b>	0002005	0002003-B	29	22
0001055	0001055	16	9		<b>Num Pcts:</b>	<b>1</b>	<b>Total Reg:</b>
	<b>Num Pcts:</b>	<b>1</b>	<b>Total Reg:</b>				<b>22</b>
			<b>9</b>	0002007	0002001-B	25	4
0001057	0001057	6	202		0002007-B	25	28
	0001066	6	36		<b>Num Pcts:</b>	<b>2</b>	<b>Total Reg:</b>
	<b>Num Pcts:</b>	<b>2</b>	<b>Total Reg:</b>				<b>32</b>
			<b>238</b>				
0001058	0001058	5	45				

Mail Ballot Precinct	Precinct	Ballot Type	Registration	Mail Ballot Precinct	Precinct	Ballot Type	Registration
0002009	0002004-B	30	149	0002050	0002050-A	37	0
<b>Num Pcts: 1</b>	<b>Total Reg: 149</b>			<b>Num Pcts: 1</b>	<b>Total Reg: 0</b>		
0002011	0002006-B	30	0	0002056	0002056-C	29	0
	0002006-D	30	10	<b>Num Pcts: 1</b>	<b>Total Reg: 0</b>		
<b>Num Pcts: 2</b>	<b>Total Reg: 10</b>			0002057	0002057-A	38	135
0002014	0002006-E	32	9	<b>Num Pcts: 1</b>	<b>Total Reg: 135</b>		
<b>Num Pcts: 1</b>	<b>Total Reg: 9</b>			0002058	0002058	41	134
0002015	0002015	35	7	<b>Num Pcts: 1</b>	<b>Total Reg: 134</b>		
<b>Num Pcts: 1</b>	<b>Total Reg: 7</b>			0002059	0002059	6	0
0002016	0002010-C	34	11	<b>Num Pcts: 1</b>	<b>Total Reg: 0</b>		
	0002056-D	34	0	0002060	0002055-B	39	13
<b>Num Pcts: 2</b>	<b>Total Reg: 11</b>			<b>Num Pcts: 1</b>	<b>Total Reg: 13</b>		
0002017	0002024-B	38	53	0002061	0002061-A	9	0
	0002024-D	38	16	<b>Num Pcts: 1</b>	<b>Total Reg: 0</b>		
	0002025-C	38	9	0002062	0002050-B	38	24
<b>Num Pcts: 3</b>	<b>Total Reg: 78</b>			<b>Num Pcts: 1</b>	<b>Total Reg: 24</b>		
0002020	0002023-A	36	76	0002064	0002057-B	37	0
<b>Num Pcts: 1</b>	<b>Total Reg: 76</b>			<b>Num Pcts: 1</b>	<b>Total Reg: 0</b>		
0002021	0002021	30	101	0002335	0002335	43	0
<b>Num Pcts: 1</b>	<b>Total Reg: 101</b>				0002343	43	165
0002027	0002005	31	56	<b>Num Pcts: 2</b>	<b>Total Reg: 165</b>		
<b>Num Pcts: 1</b>	<b>Total Reg: 56</b>			0002366	0002366	44	2
0002034	0002001-C	26	0	<b>Num Pcts: 1</b>	<b>Total Reg: 2</b>		
	0002034	26	29	0003001	0003001	45	96
	0002047	26	9		0003006	45	40
	0002062	26	28	<b>Num Pcts: 2</b>	<b>Total Reg: 136</b>		
	0002066	26	16	0003005	0003004-D	48	0
<b>Num Pcts: 5</b>	<b>Total Reg: 82</b>			<b>Num Pcts: 1</b>	<b>Total Reg: 0</b>		
0002036	0002039-B	40	25	0003006	0003004-B	47	1
<b>Num Pcts: 1</b>	<b>Total Reg: 25</b>				0003004-H	47	0
0002039	0002039-C	16	46		0003004-I	47	0
	0002039-D	16	7		0003005-B	47	13
<b>Num Pcts: 2</b>	<b>Total Reg: 53</b>			<b>Num Pcts: 4</b>	<b>Total Reg: 14</b>		
0002042	0002042-B	29	58	0003007	0003004-E	49	0
<b>Num Pcts: 1</b>	<b>Total Reg: 58</b>				0003005-A	49	26
0002043	0002042-A	35	13		0003007-B	49	3
<b>Num Pcts: 1</b>	<b>Total Reg: 13</b>				0003007-C	49	26
0002044	0002055-D	35	5	<b>Num Pcts: 4</b>	<b>Total Reg: 55</b>		
<b>Num Pcts: 1</b>	<b>Total Reg: 5</b>			0003009	0003009	50	35
0002046	0002046	35	149	<b>Num Pcts: 1</b>	<b>Total Reg: 35</b>		
<b>Num Pcts: 1</b>	<b>Total Reg: 149</b>			0003012	0003012-A	51	44
0002049	0002049	24	55	<b>Num Pcts: 1</b>	<b>Total Reg: 44</b>		
<b>Num Pcts: 1</b>	<b>Total Reg: 55</b>						



Mail Ballot Precinct	Precinct	Ballot Type	Registration	Mail Ballot Precinct	Precinct	Ballot Type	Registration
0003013	0003012-B	52	0	0005017	0005022-D	85	36
<b>Num Pcts: 1</b>	<b>Total Reg: 0</b>			<b>Num Pcts: 1</b>	<b>Total Reg: 36</b>		
0003014	0003013	53	0	0005025	0005015-B	74	9
	0003014	53	64		0005015-C	74	38
<b>Num Pcts: 2</b>	<b>Total Reg: 64</b>				0005041-B	74	41
0004001	0004001	56	2		0005041-C	74	0
<b>Num Pcts: 1</b>	<b>Total Reg: 2</b>			<b>Num Pcts: 4</b>	<b>Total Reg: 88</b>		
0004008	0004008	57	0	0005026	0005001-C	69	0
<b>Num Pcts: 1</b>	<b>Total Reg: 0</b>				0005006-E	69	102
0004009	0004009	24	107		0005006-F	69	8
<b>Num Pcts: 1</b>	<b>Total Reg: 107</b>			<b>Num Pcts: 3</b>	<b>Total Reg: 110</b>		
0004014	0004014	58	37	0005027	0005038-B	82	120
<b>Num Pcts: 1</b>	<b>Total Reg: 37</b>				0005039-A	82	76
0004017	0004017	58	27	<b>Num Pcts: 2</b>	<b>Total Reg: 196</b>		
<b>Num Pcts: 1</b>	<b>Total Reg: 27</b>			0005028	0005020-A	83	32
0004022	0004022-B	58	80	<b>Num Pcts: 1</b>	<b>Total Reg: 32</b>		
<b>Num Pcts: 1</b>	<b>Total Reg: 80</b>			0005029	0005035	82	222
0004023	0004023	60	63	<b>Num Pcts: 1</b>	<b>Total Reg: 222</b>		
<b>Num Pcts: 1</b>	<b>Total Reg: 63</b>			0005031	0005051-B	91	37
0004027	0004027	30	19		0005051-D	91	61
<b>Num Pcts: 1</b>	<b>Total Reg: 19</b>			<b>Num Pcts: 2</b>	<b>Total Reg: 98</b>		
0004029	0004022-A	59	0	0005035	0005041-A	81	26
<b>Num Pcts: 1</b>	<b>Total Reg: 0</b>			<b>Num Pcts: 1</b>	<b>Total Reg: 26</b>		
0004031	0004031	26	7	0005036	0005015-A	81	182
<b>Num Pcts: 1</b>	<b>Total Reg: 7</b>			<b>Num Pcts: 1</b>	<b>Total Reg: 182</b>		
0004032	0004030-A	41	0	0005037	0005011-B	79	56
<b>Num Pcts: 1</b>	<b>Total Reg: 0</b>			<b>Num Pcts: 1</b>	<b>Total Reg: 56</b>		
0004324	0004324-B	64	3	0005038	0005018-A	78	63
	0004325-B	64	17	<b>Num Pcts: 1</b>	<b>Total Reg: 63</b>		
<b>Num Pcts: 2</b>	<b>Total Reg: 20</b>			0005039	0005034-B	87	54
0004367	0004367	66	46	<b>Num Pcts: 1</b>	<b>Total Reg: 54</b>		
<b>Num Pcts: 1</b>	<b>Total Reg: 46</b>			0005040	0005038-A	88	178
0005000	0005001-A	68	3		0005039-B	88	48
	0005001-B	68	0	<b>Num Pcts: 2</b>	<b>Total Reg: 226</b>		
<b>Num Pcts: 2</b>	<b>Total Reg: 3</b>			0005041	0005050-F	89	0
0005007	0005007	69	114	<b>Num Pcts: 1</b>	<b>Total Reg: 0</b>		
<b>Num Pcts: 1</b>	<b>Total Reg: 114</b>			0005042	0005011-E	80	0
0005009	0005001-D	70	3		0005017-B	80	0
<b>Num Pcts: 1</b>	<b>Total Reg: 3</b>			<b>Num Pcts: 2</b>	<b>Total Reg: 0</b>		
0005015	0005015-D	82	0	0005044	0005014-A	75	227
	0005015-E	82	126	<b>Num Pcts: 1</b>	<b>Total Reg: 227</b>		
<b>Num Pcts: 2</b>	<b>Total Reg: 126</b>						

Mail Ballot Precinct	Precinct	Ballot Type	Registration	Mail Ballot Precinct	Precinct	Ballot Type	Registration		
<b>0005046</b>	0005012-B	75	6	<b>0005062</b>	0005049-B	75	91		
	0005012-E	75	5		<b>Num Pcts:</b>	<b>1</b>	<b>Total Reg:</b>	<b>91</b>	
	0005012-F	75	8		<b>0005063</b>	0005024-E	75	11	
	0005013-B	75	6			<b>Num Pcts:</b>	<b>1</b>	<b>Total Reg:</b>	<b>11</b>
	0005013-C	75	2			<b>0005064</b>	0005053	93	61
<b>Num Pcts:</b>	<b>5</b>	<b>Total Reg:</b>	<b>27</b>	<b>Num Pcts:</b>	<b>1</b>		<b>Total Reg:</b>	<b>61</b>	
<b>0005047</b>	0005011-C	75	38	<b>0005065</b>	0005009-C	76	0		
	0005011-D	75	0		0005029-C	76	0		
	0005011-F	75	24		<b>Num Pcts:</b>	<b>2</b>	<b>Total Reg:</b>	<b>0</b>	
	0005011-G	75	7		<b>0005066</b>	0005050-B	82	18	
	0005030-B	75	0			<b>Num Pcts:</b>	<b>1</b>	<b>Total Reg:</b>	<b>18</b>
<b>Num Pcts:</b>	<b>5</b>	<b>Total Reg:</b>	<b>69</b>	<b>0005067</b>	0005051-C	90	26		
<b>0005049</b>	0005009-A	75	52		<b>Num Pcts:</b>	<b>1</b>	<b>Total Reg:</b>	<b>26</b>	
	0005009-E	75	3	<b>0005412</b>	0005412-B	98	0		
	0005010-A	75	151		<b>Num Pcts:</b>	<b>1</b>	<b>Total Reg:</b>	<b>0</b>	
	0005010-C	75	2		<b>Num Pcts:</b>	<b>1</b>	<b>Total Reg:</b>	<b>0</b>	
<b>Num Pcts:</b>	<b>4</b>	<b>Total Reg:</b>	<b>208</b>	<b>0005053</b>	0005018-D	73	0		
<b>0005054</b>	0005018-D	73	0		0005026-D	73	12		
	0005008-A	73	68		<b>Num Pcts:</b>	<b>2</b>	<b>Total Reg:</b>	<b>12</b>	
<b>0005055</b>	0005008-B	73	28	<b>0005054</b>	0005024-B	73	0		
	0005024-B	73	0		0005024-D	73	2		
	0005024-D	73	2		0005043-D	73	0		
	0005043-D	73	0		0005043-E	73	4		
	0005043-E	73	4		<b>Num Pcts:</b>	<b>6</b>	<b>Total Reg:</b>	<b>102</b>	
	<b>Num Pcts:</b>	<b>1</b>	<b>Total Reg:</b>		<b>0</b>	<b>0005056</b>	0005001-E	71	0
<b>0005056</b>	0005016-C	75	4	<b>Num Pcts:</b>	<b>1</b>		<b>Total Reg:</b>	<b>0</b>	
	0005017-D	75	0	<b>0005058</b>	0005019-B		75	30	
	0005017-E	75	0		<b>Num Pcts:</b>		<b>1</b>	<b>Total Reg:</b>	<b>30</b>
	0005026-B	75	68		<b>0005059</b>	0005018-B	75	1	
<b>Num Pcts:</b>	<b>4</b>	<b>Total Reg:</b>	<b>72</b>			0005020-B	75	94	
<b>0005058</b>	0005019-B	75	30	0005020-E		75	0		
	<b>Num Pcts:</b>	<b>1</b>	<b>Total Reg:</b>	<b>30</b>		0005021-B	75	131	
	<b>0005059</b>	0005018-B	75	1		0005021-E	75	0	
		0005020-B	75	94	<b>Num Pcts:</b>	<b>5</b>	<b>Total Reg:</b>	<b>226</b>	
		0005020-E	75	0	<b>0005061</b>	0005040-A	75	143	
0005021-B		75	131	<b>Num Pcts:</b>		<b>1</b>	<b>Total Reg:</b>	<b>143</b>	
0005021-E	75	0							

Mail Ballot Precinct		Precinct	Ballot Type	Registration	Mail Ballot Precinct	Precinct	Ballot Type	Registration
<b>Total Mail Pcts:</b>	<b>116</b>	<b>Pcts:</b>	<b>190</b>	<b>Registration:</b>	<b>7,430</b>			