

Governor														
1	Registration	Ballots Cast	Turnout (%)		Governor Vote for 1 Reinhold Gulke, AIP	Gray Davis, DEM	Iris Adam, NLP	Peter Miguel Camejo, GRE	Gary David Copeland, LIB	Bill Simon, REP				
10021002	1351	514	38.0		6	335	6	69	9	80				
10051005	1150	423	36.8		7	261	9	53	7	71				
10061006	929	372	40.0		6	238	6	53	10	50				
10071007	34	0	0.0		0	0	0	0	0	0				
10081008	997	399	40.0		7	245	5	43	9	83				
10091009	1410	594	42.1		7	356	9	76	12	115				
10101010	26	0	0.0		0	0	0	0	0	0				
10111011	1218	408	33.5		6	250	3	54	9	81				
10121012	715	197	27.6		1	114	3	15	1	52				
10131013	185	0	0.0		0	0	0	0	0	0				
10141014	98	0	0.0		0	0	0	0	0	0				
10151015	22	0	0.0		0	0	0	0	0	0				
10161016	88	0	0.0		0	0	0	0	0	0				
10171017	788	368	46.7		11	239	4	49	5	53				
10181018	657	316	48.1		6	175	4	42	10	71				
10191019	549	238	43.4		1	148	4	41	5	36				
10201020	874	288	33.0		4	169	4	49	6	52				
10211021	2	0	0.0		0	0	0	0	0	0				
10221022	781	281	36.0		5	174	5	32	7	52				
10231023	189	0	0.0		0	0	0	0	0	0				
10241024	707	271	38.3		2	143	12	32	9	67				
10251025	31	1	3.2		0	0	0	0	0	1				
10261026	383	144	37.6		2	98	1	13	1	27				
10271027	1327	418	31.5		10	263	15	31	9	80				
10281028	793	408	51.5		5	187	11	57	7	127				
10291029	150	0	0.0		0	0	0	0	0	0				
10311031	232	0	0.0		0	0	0	0	0	0				
10321032	506	218	43.1		3	91	5	42	3	71				
10351035	215	0	0.0		0	0	0	0	0	0				
10361036	1082	458	42.3		10	247	4	53	11	113				
10371037	437	228	52.2		1	105	4	20	8	84				
10381038	732	297	40.6		2	148	1	31	6	100				
10391039	401	101	25.2		1	62	1	6	3	22				
10401040	78	0	0.0		0	0	0	0	0	0				
10411041	638	224	35.1		3	142	1	31	8	30				
10421042	916	329	35.9		6	152	6	32	15	106				
10441044	32	0	0.0		0	0	0	0	0	0				
10451045	84	0	0.0		0	0	0	0	0	0				
10471047	463	185	40.0		4	82	6	25	5	59				
10481048	504	246	48.8		6	82	1	13	5	129				
10491049	514	236	45.9		4	133	1	30	1	61				
10501050	596	235	39.4		3	103	3	19	8	94				
10511051	9	0	0.0		0	0	0	0	0	0				
10521052	115	0	0.0		0	0	0	0	0	0				
10541054	23	0	0.0		0	0	0	0	0	0				
10551055	10	0	0.0		0	0	0	0	0	0				
10561056	171	0	0.0		0	0	0	0	0	0				
10571057	231	0	0.0		0	0	0	0	0	0				
10581058	35	0	0.0		0	0	0	0	0	0				
10591059	30	0	0.0		0	0	0	0	0	0				
10601060	7	0	0.0		0	0	0	0	0	0				
10611061	2	0	0.0		0	0	0	0	0	0				
10621062	10	0	0.0		0	0	0	0	0	0				
10631063	1151	397	34.5		7	231	6	36	5	104				
10641064	70	0	0.0		0	0	0	0	0	0				
10671067	86	0	0.0		0	0	0	0	0	0				
10681068	598	271	45.3		5	153	2	18	7	73				
10691069	109	0	0.0		0	0	0	0	0	0				
10751075	15	0	0.0		0	0	0	0	0	0				
10761076	29	0	0.0		0	0	0	0	0	0				
10771077	49	0	0.0		0	0	0	0	0	0				
10781078	162	0	0.0		0	0	0	0	0	0				
10791079	4	0	0.0		0	0	0	0	0	0				
11011101	648	318	49.1		5	177	6	47	4	66				
11031103	767	377	49.2		5	209	6	31	7	105				
11131113	677	239	35.3		5	126	7	18	8	64				
12011201	239	0	0.0		0	0	0	0	0	0				
12021202	297	86	29.0		1	46	2	9	2	24				
12031203	4	0	0.0		0	0	0	0	0	0				

1	Governor														
	Registration	Ballots Cast	Turnout (%)		Governor Vote for 1 Reinhold Gulke, AIP	Gray Davis, DEM	Iris Adam, NLP	Peter Miguel Camejo, GRE	Gary David Copeland, LIB	Bill Simon, REP					
12081208	281	99	35.2		0	60	2	3	4	30					
20002000	9	0	0.0		0	0	0	0	0	0					
20012001	764	301	39.4		0	172	7	20	10	82					
20022002	6	0	0.0		0	0	0	0	0	0					
20032003	175	0	0.0		0	0	0	0	0	0					
20042004	124	0	0.0		0	0	0	0	0	0					
20052005	49	0	0.0		0	0	0	0	0	0					
20072007	269	0	0.0		0	0	0	0	0	0					
20082008	546	194	35.5		2	92	5	19	6	62					
20092009	11	0	0.0		0	0	0	0	0	0					
20102010	791	289	36.5		8	126	7	32	3	108					
20122012	807	270	33.5		10	141	4	15	6	82					
20142014	151	0	0.0		0	0	0	0	0	0					
20152015	426	182	42.7		2	105	1	22	10	40					
20172017	1043	461	44.2		6	227	4	38	16	155					
20192019	221	0	0.0		0	0	0	0	0	0					
20202020	87	0	0.0		0	0	0	0	0	0					
20212021	111	0	0.0		0	0	0	0	0	0					
20222022	409	170	41.6		5	87	5	15	2	51					
20232023	980	489	49.9		5	272	7	36	6	143					
20242024	675	312	46.2		7	192	5	26	2	76					
20252025	908	392	43.2		5	236	4	42	5	89					
20262026	521	242	46.4		5	121	3	27	5	70					
20272027	396	177	44.7		3	113	1	17	2	34					
20282028	20	0	0.0		0	0	0	0	0	0					
20292029	828	366	44.2		4	215	5	42	2	93					
20302030	911	425	46.7		6	239	1	52	13	102					
20312031	796	365	45.9		2	203	6	34	5	112					
20322032	949	444	46.8		3	227	5	36	11	144					
20332033	1225	552	45.1		15	296	5	47	15	158					
20342034	67	0	0.0		0	0	0	0	0	0					
20352035	1102	537	48.7		11	313	6	54	10	126					
20362036	2	0	0.0		0	0	0	0	0	0					
20372037	417	146	35.0		2	65	3	12	4	56					
20382038	315	132	41.9		3	64	1	9	2	46					
20392039	195	0	0.0		0	0	0	0	0	0					
20402040	347	150	43.2		1	76	2	20	1	49					
20412041	400	124	31.0		3	57	0	6	2	52					
20422042	472	209	44.3		4	97	1	14	4	84					
20442044	26	0	0.0		0	0	0	0	0	0					
20452045	34	0	0.0		0	0	0	0	0	0					
20462046	151	0	0.0		0	0	0	0	0	0					
20472047	71	0	0.0		0	0	0	0	0	0					
20482048	832	318	38.2		4	162	4	44	8	87					
20492049	48	0	0.0		0	0	0	0	0	0					
20502050	35	0	0.0		0	0	0	0	0	0					
20512051	1340	536	40.0		4	305	10	48	9	142					
20522052	1141	492	43.1		3	246	4	27	12	178					
20532053	1159	463	39.9		5	239	4	25	5	169					
20542054	63	0	0.0		0	0	0	0	0	0					
20552055	1016	463	45.6		6	226	6	50	11	146					
20582058	119	0	0.0		0	0	0	0	0	0					
20602060	41	0	0.0		0	0	0	0	0	0					
22012201	977	427	43.7		9	252	9	38	11	96					
22022202	689	265	38.5		4	143	5	35	8	61					
22042204	876	385	43.9		7	219	5	30	3	109					
22052205	842	334	39.7		9	196	3	41	4	71					
22062206	678	266	39.2		9	149	3	31	9	53					
22072207	10	0	0.0		0	0	0	0	0	0					
22082208	916	351	38.3		2	210	7	34	8	85					
23312331	608	281	46.2		4	175	1	7	12	73					
23332333	24	0	0.0		0	0	0	0	0	0					
23412341	309	87	28.2		1	51	0	6	4	25					
30013001	131	0	0.0		0	0	0	0	0	0					
30023002	450	252	56.0		1	130	3	60	6	47					
30033003	865	422	48.8		2	227	10	84	11	76					
30043004	1223	515	42.1		6	295	9	80	15	96					
30053005	16	0	0.0		0	0	0	0	0	0					
30073007	42	0	0.0		0	0	0	0	0	0					

Governor															
1	Registration	Ballots Cast	Turnout (%)		Governor Vote for 1 Reinhold Gulke, AIP	Gray Davis, DEM	Iris Adam, NLP	Peter Miguel Camejo, GRE	Gary David Copeland, LIB	Bill Simon, REP					
30083008	826	332	40.2		4	211	8	32	11	61					
30093009	33	0	0.0		0	0	0	0	0	0					
30133013	54	0	0.0		0	0	0	0	0	0					
30143014	49	0	0.0		0	0	0	0	0	0					
31013101	294	139	47.3		2	70	1	21	3	38					
31023102	1250	595	47.6		7	354	6	114	8	88					
31033103	1043	453	43.4		7	251	9	78	10	88					
31043104	1224	635	51.9		8	386	10	120	8	76					
31053105	1009	526	52.1		6	295	3	79	7	119					
31083108	982	482	49.1		9	293	3	113	9	46					
31133113	903	436	48.3		5	261	7	75	11	67					
31143114	1193	597	50.0		8	387	3	117	10	59					
31153115	1033	504	48.8		8	317	11	89	9	56					
31163116	917	423	46.1		2	263	2	98	10	41					
31193119	1090	505	46.3		5	307	9	123	7	44					
31213121	1385	630	45.5		5	373	11	169	8	53					
31233123	975	355	36.4		5	204	3	108	7	19					
31253125	759	379	49.9		6	241	2	56	7	60					
31293129	673	367	54.5		2	224	3	73	3	46					
31303130	1143	535	46.8		4	332	9	77	18	79					
31403140	723	401	55.5		3	229	3	28	12	102					
31433143	609	346	56.8		6	234	5	63	5	27					
31453145	1175	530	45.1		1	326	6	87	11	81					
31463146	1132	534	47.2		3	349	2	127	6	41					
31483148	767	357	46.5		2	223	4	81	3	35					
31513151	694	344	49.6		4	190	3	56	11	71					
31533153	1085	527	48.6		9	320	8	88	10	78					
31583158	729	340	46.6		6	212	3	60	3	47					
31603160	648	223	34.4		1	131	1	78	3	7					
31613161	250	124	49.6		0	62	1	50	1	9					
31633163	634	224	35.3		4	111	4	78	10	13					
31653165	365	226	61.9		2	92	8	108	3	6					
31663166	307	150	48.9		0	58	5	75	4	5					
31683168	265	90	34.0		4	52	3	21	1	9					
31693169	256	119	46.5		2	52	2	50	3	9					
31713171	963	471	48.9		9	286	8	59	13	79					
31783178	884	357	40.4		2	205	2	97	13	29					
31813181	556	275	49.5		0	189	5	57	5	13					
40014001	2	0	0.0		0	0	0	0	0	0					
40074007	883	327	37.0		5	151	3	17	6	140					
40084008	256	0	0.0		0	0	0	0	0	0					
40094009	189	0	0.0		0	0	0	0	0	0					
40164016	578	212	36.7		5	146	0	16	3	37					
40184018	436	141	32.3		8	93	0	11	3	21					
40234023	49	0	0.0		0	0	0	0	0	0					
40264026	472	217	46.0		7	86	3	17	6	93					
40274027	11	0	0.0		0	0	0	0	0	0					
40294029	78	0	0.0		0	0	0	0	0	0					
40304030	493	172	34.9		3	69	1	9	5	82					
43104310	657	192	29.2		2	136	1	17	9	20					
43114311	1198	305	25.5		2	214	1	23	9	48					
43174317	231	0	0.0		0	0	0	0	0	0					
43314331	158	0	0.0		0	0	0	0	0	0					
43334333	1293	419	32.4		5	296	6	24	7	62					
43414341	881	287	32.6		2	168	3	20	5	80					
43444344	708	262	37.0		4	155	4	15	1	76					
43454345	149	0	0.0		0	0	0	0	0	0					
43504350	261	93	35.6		1	59	0	6	0	26					
43514351	367	116	31.6		1	75	1	6	3	27					
43544354	941	257	27.3		3	158	6	9	7	67					
43614361	612	199	32.5		5	120	3	12	4	49					
43624362	793	266	33.5		1	168	1	20	6	63					
43634363	387	178	46.0		3	77	3	9	6	75					
43644364	404	171	42.3		3	97	1	13	2	51					
43714371	543	261	48.1		3	154	2	12	7	78					
43724372	497	218	43.9		6	133	2	11	4	50					
43734373	1344	572	42.6		7	341	6	26	10	166					
43744374	300	99	33.0		2	62	0	9	5	21					
50025002	6	0	0.0		0	0	0	0	0	0					

1	Governor														
	Registration	Ballots Cast	Turnout (%)		Governor Vote for 1 Reinhold Gulke, AIP	Gray Davis, DEM	Iris Adam, NLP	Peter Miguel Camejo, GRE	Gary David Copeland, LIB	Bill Simon, REP					
50045004	637	311	48.8		5	157	11	37	6	92					
50055005	1078	500	46.4		11	232	10	70	17	145					
50065006	669	313	46.8		11	76	5	24	5	188					
50075007	214	0	0.0		0	0	0	0	0	0					
50085008	99	0	0.0		0	0	0	0	0	0					
50105010	853	358	42.0		12	198	6	52	5	80					
50115011	791	342	43.2		10	184	7	58	10	64					
50125012	1181	539	45.6		10	282	13	76	15	123					
50135013	68	0	0.0		0	0	0	0	0	0					
50145014	215	0	0.0		0	0	0	0	0	0					
50155015	190	0	0.0		0	0	0	0	0	0					
50165016	964	433	44.9		3	210	7	78	19	109					
50175017	80	0	0.0		0	0	0	0	0	0					
50185018	736	335	45.5		4	177	8	32	16	87					
50195019	826	414	50.1		8	204	6	60	12	113					
50205020	777	317	40.8		5	175	7	40	11	69					
50215021	299	110	36.8		0	50	1	23	5	26					
50225022	690	287	41.6		1	134	7	44	4	92					
50235023	875	348	39.8		5	185	2	48	9	90					
50245024	33	0	0.0		0	0	0	0	0	0					
50255025	43	0	0.0		0	0	0	0	0	0					
50265026	376	142	37.8		6	82	3	12	5	31					
50275027	961	433	45.1		11	241	14	56	10	94					
50285028	143	0	0.0		0	0	0	0	0	0					
50305030	114	0	0.0		0	0	0	0	0	0					
50325032	296	147	49.7		4	60	1	12	2	66					
50335033	380	145	38.2		6	70	1	19	8	39					
50345034	244	0	0.0		0	0	0	0	0	0					
50355035	194	0	0.0		0	0	0	0	0	0					
50365036	375	182	48.5		2	89	1	35	10	43					
50375037	370	182	49.2		5	82	4	18	10	62					
50385038	210	0	0.0		0	0	0	0	0	0					
50435043	1160	456	39.3		9	224	7	47	12	148					
50445044	3	0	0.0		0	0	0	0	0	0					
50455045	40	0	0.0		0	0	0	0	0	0					
50485048	339	130	38.3		1	62	3	17	4	42					
50495049	573	215	37.5		5	86	4	18	9	91					
50505050	231	0	0.0		0	0	0	0	0	0					
50515051	84	0	0.0		0	0	0	0	0	0					
50525052	400	200	50.0		1	93	3	27	5	61					
50535053	49	0	0.0		0	0	0	0	0	0					
50545054	34	0	0.0		0	0	0	0	0	0					
50555055	575	247	43.0		2	125	2	40	12	60					
50565056	794	355	44.7		7	193	8	54	13	69					
51015101	1189	363	30.5		6	201	6	85	7	49					
51085108	1276	522	40.9		10	302	14	111	13	61					
51105110	1040	490	47.1		6	272	11	93	13	87					
51145114	531	222	41.8		0	134	4	49	8	20					
51625162	519	278	53.6		0	184	2	72	5	10					
54015401	859	461	53.7		5	203	10	33	15	170					
54025402	557	212	38.1		2	96	0	10	2	96					
54035403	1181	497	42.1		10	237	6	42	13	173					
54055405	939	334	35.6		9	143	4	32	10	123					
54065406	1011	388	38.4		7	154	4	21	5	191					
54075407	971	429	44.2		4	195	2	23	8	187					
54095409	6	0	0.0		0	0	0	0	0	0					
54115411	126	0	0.0		0	0	0	0	0	0					
54135413	1061	493	46.5		7	245	8	29	15	174					
80010021002	1351	224	16.6		2	98	7	29	9	63					
80010051005	1150	189	16.4		6	94	5	14	6	54					
80010061006	929	176	18.9		1	103	4	23	2	39					
80010071007	34	19	55.9		0	12	0	0	0	7					
80010081008	997	163	16.3		1	74	5	13	5	53					
80010091009	1410	230	16.3		3	137	3	23	7	52					
80010101010	26	18	69.2		0	5	0	8	1	4					
80010111011	1218	211	17.3		4	131	2	24	8	34					
80010121012	715	231	32.3		2	119	1	15	1	86					
80010131013	185	124	67.0		4	65	4	16	5	27					
80010141014	98	60	61.2		0	29	0	4	2	22					

Governor															
1	Registration	Ballots Cast	Turnout (%)		Governor Vote for 1 Reinhold Gulke, AIP	Gray Davis, DEM	Iris Adam, NLP	Peter Miguel Camejo, GRE	Gary David Copeland, LIB	Bill Simon, REP					
80010151015	22	13	59.1		0	6	1	1	1	4					
80010161016	88	53	60.2		0	24	2	10	3	13					
80010171017	788	113	14.3		1	64	0	9	1	34					
80010181018	657	121	18.4		5	67	1	15	2	30					
80010191019	549	74	13.5		1	33	1	14	2	23					
80010201020	874	138	15.8		0	83	1	10	3	36					
80010211021	2	0	0.0		0	0	0	0	0	0					
80010221022	781	119	15.2		9	73	1	8	2	26					
80010231023	189	110	58.2		2	54	1	8	5	38					
80010241024	707	95	13.4		3	58	1	7	0	24					
80010251025	31	21	67.7		0	6	1	1	0	12					
80010261026	383	66	17.2		1	39	0	5	1	15					
80010271027	1327	273	20.6		4	163	2	22	1	73					
80010281028	793	117	14.8		1	50	1	12	3	46					
80010291029	150	100	66.7		1	50	1	10	3	33					
80010311031	232	143	61.6		3	75	2	10	4	46					
80010321032	506	105	20.8		0	62	2	9	1	28					
80010351035	215	143	66.5		5	90	1	3	2	38					
80010361036	1082	226	20.9		1	131	2	19	4	61					
80010371037	437	53	12.1		0	26	1	5	0	17					
80010381038	732	142	19.4		3	67	1	6	4	54					
80010391039	401	141	35.2		4	78	2	8	3	37					
80010401040	78	42	53.8		4	16	0	5	3	11					
80010411041	638	85	13.3		2	54	2	2	2	21					
80010421042	916	214	23.4		3	109	6	16	6	65					
80010441044	32	11	34.4		0	8	0	1	1	1					
80010451045	84	57	67.9		2	27	1	4	0	23					
80010471047	463	107	23.1		3	54	0	15	6	29					
80010481048	504	102	20.2		0	36	0	1	1	58					
80010491049	514	77	15.0		0	34	0	7	6	22					
80010501050	596	142	23.8		0	45	4	10	2	71					
80010511051	9	0	0.0		0	0	0	0	0	0					
80010521052	115	64	55.7		2	27	0	8	3	24					
80010541054	23	21	91.3		0	12	0	4	0	5					
80010551055	10	0	0.0		0	0	0	0	0	0					
80010561056	171	97	56.7		4	35	1	8	1	47					
80010571057	231	154	66.7		0	80	0	19	6	48					
80010581058	35	30	85.7		1	11	0	0	3	14					
80010591059	30	18	60.0		0	8	0	3	0	7					
80010601060	7	0	0.0		0	0	0	0	0	0					
80010611061	2	0	0.0		0	0	0	0	0	0					
80010621062	10	0	0.0		0	0	0	0	0	0					
80010631063	1151	211	18.3		2	113	3	12	4	67					
80010641064	70	50	71.4		0	20	1	5	3	15					
80010671067	86	54	62.8		0	30	0	7	1	15					
80010681068	598	132	22.1		1	51	2	9	1	61					
80010691069	109	47	43.1		0	26	2	9	1	9					
80010751075	15	0	0.0		0	0	0	0	0	0					
80010761076	29	22	75.9		1	7	1	9	0	4					
80010771077	49	33	67.3		0	21	0	5	1	5					
80010781078	162	108	66.7		0	47	4	14	1	38					
80010791079	4	4	100.0		0	3	0	0	0	1					
80011011101	648	127	19.6		1	76	0	6	4	36					
80011031103	767	172	22.4		5	91	5	4	2	56					
80011131113	677	199	29.4		2	68	1	11	3	103					
80012011201	239	118	49.4		2	73	5	4	3	26					
80012021202	297	60	20.2		2	33	0	3	2	20					
80012031203	4	0	0.0		0	0	0	0	0	0					
80012081208	281	75	26.7		2	51	2	6	2	10					
80020002000	9	1	11.1		0	1	0	0	0	0					
80020012001	764	112	14.7		2	56	0	4	4	41					
80020022002	6	1	16.7		0	0	0	0	0	1					
80020032003	175	113	64.6		5	47	0	9	1	48					
80020042004	124	89	71.8		0	52	4	15	4	12					
80020052005	49	31	63.3		0	7	1	2	0	15					
80020072007	269	152	56.5		1	89	4	20	5	32					
80020082008	546	101	18.5		1	54	0	7	4	32					
80020092009	11	7	63.6		0	1	0	0	0	6					
80020102010	791	197	24.9		6	88	1	13	3	78					

Governor															
1	Registration	Ballots Cast	Turnout (%)		Governor Vote for 1 Reinhold Gulke, AIP	Gray Davis, DEM	Iris Adam, NLP	Peter Miguel Camejo, GRE	Gary David Copeland, LIB	Bill Simon, REP					
80020122012	807	165	20.4		6	106	1	4	2	44					
80020142014	151	108	71.5		2	44	3	12	0	43					
80020152015	426	67	15.7		0	32	7	6	2	18					
80020172017	1043	167	16.0		3	74	4	7	4	72					
80020192019	221	59	26.7		0	25	2	5	2	24					
80020202020	87	56	64.4		0	23	0	4	1	25					
80020212021	111	77	69.4		1	24	0	5	0	46					
80020222022	409	79	19.3		2	31	1	5	2	35					
80020232023	980	181	18.5		3	92	2	9	3	64					
80020242024	675	130	19.3		2	74	4	4	4	35					
80020252025	908	174	19.2		3	82	2	11	1	70					
80020262026	521	100	19.2		1	56	0	6	2	32					
80020272027	396	78	19.7		0	47	2	7	1	19					
80020282028	20	12	60.0		4	4	1	3	0	0					
80020292029	828	119	14.4		1	66	1	7	5	31					
80020302030	911	138	15.1		2	71	0	10	1	48					
80020312031	796	183	23.0		1	91	2	17	2	62					
80020322032	949	206	21.7		1	102	2	17	3	69					
80020332033	1225	198	16.2		3	105	2	12	4	67					
80020342034	67	32	47.8		0	14	1	1	0	14					
80020352035	1102	174	15.8		0	106	1	10	4	43					
80020362036	2	0	0.0		0	0	0	0	0	0					
80020372037	417	76	18.2		1	38	1	2	0	33					
80020382038	315	50	15.9		0	22	1	3	1	22					
80020392039	195	115	59.0		4	38	1	12	0	51					
80020402040	347	64	18.4		1	38	1	2	0	21					
80020412041	400	96	24.0		1	48	0	4	3	35					
80020422042	472	102	21.6		3	42	1	5	1	49					
80020442044	26	25	96.2		1	13	0	0	0	6					
80020452045	34	20	58.8		1	11	0	2	0	6					
80020462046	151	104	68.9		2	39	1	8	1	50					
80020472047	71	31	43.7		0	12	1	4	1	11					
80020482048	832	170	20.4		4	103	1	9	2	43					
80020492049	48	20	41.7		2	8	0	2	0	7					
80020502050	35	19	54.3		0	5	0	0	2	12					
80020512051	1340	265	19.8		4	152	0	15	7	81					
80020522052	1141	274	24.0		2	114	1	8	4	129					
80020532053	1159	301	26.0		5	135	3	14	1	124					
80020542054	63	38	60.3		0	25	0	2	0	9					
80020552055	1016	185	18.2		5	80	2	19	4	66					
80020582058	119	85	71.4		0	38	0	6	0	38					
80020602060	41	41	100.0		0	27	1	2	1	9					
80022012201	977	152	15.6		1	79	2	13	3	49					
80022022202	689	126	18.3		2	61	2	17	4	29					
80022042204	876	172	19.6		5	89	1	8	4	60					
80022052205	842	184	21.9		3	114	2	10	6	41					
80022062206	678	94	13.9		1	52	1	11	2	27					
80022072207	10	0	0.0		0	0	0	0	0	0					
80022082208	916	130	14.2		5	66	2	16	2	38					
80023312331	608	85	14.0		2	56	3	5	2	17					
80023332333	24	9	37.5		0	6	0	0	0	3					
80023412341	309	53	17.2		1	34	0	4	0	11					
80030013001	131	83	63.4		1	51	0	17	0	14					
80030023002	450	40	8.9		0	13	2	8	0	17					
80030033003	865	154	17.8		1	76	2	29	3	42					
80030043004	1223	272	22.2		3	144	5	33	4	73					
80030053005	16	7	43.8		0	1	0	1	0	5					
80030073007	42	31	73.8		0	21	1	2	4	3					
80030083008	826	137	16.6		2	84	3	8	3	33					
80030093009	33	25	75.8		0	8	0	3	1	13					
80030133013	54	37	68.5		0	14	1	9	2	8					
80030143014	49	13	26.5		0	8	2	3	0	0					
80031013101	294	85	28.9		0	50	0	9	0	22					
80031023102	1250	251	20.1		1	136	3	24	5	66					
80031033103	1043	192	18.4		0	106	2	31	3	45					
80031043104	1224	138	11.3		0	85	1	8	0	40					
80031053105	1009	209	20.7		2	100	1	21	0	79					
80031083108	982	146	14.9		1	75	1	23	7	35					
80031133113	903	116	12.8		0	79	2	9	0	23					

Governor															
1	Registration	Ballots Cast	Turnout (%)		Governor Vote for 1 Reinhold Gulke, AIP	Gray Davis, DEM	Iris Adam, NLP	Peter Miguel Camejo, GRE	Gary David Copeland, LIB	Bill Simon, REP					
80031143114	1193	111	9.3		5	68	1	16	1	16					
80031153115	1033	155	15.0		1	111	1	11	1	26					
80031163116	917	109	11.9		1	66	1	13	5	21					
80031193119	1090	99	9.1		1	59	1	20	1	12					
80031213121	1385	118	8.5		2	78	2	15	0	14					
80031233123	975	107	11.0		2	59	3	6	0	30					
80031253125	759	166	21.9		2	83	1	20	6	48					
80031293129	673	115	17.1		1	73	0	16	1	21					
80031303130	1143	203	17.8		3	118	2	17	5	54					
80031403140	723	155	21.4		2	74	0	12	2	57					
80031433143	609	82	13.5		0	47	0	9	0	18					
80031453145	1175	237	20.2		1	115	4	36	4	69					
80031463146	1132	138	12.2		1	87	3	18	4	23					
80031483148	767	66	8.6		1	40	0	13	0	12					
80031513151	694	94	13.5		0	43	3	6	1	38					
80031533153	1085	149	13.7		3	93	1	15	2	29					
80031583158	729	106	14.5		0	59	2	19	5	18					
80031603160	648	10	1.5		0	7	0	3	0	0					
80031613161	250	0	0.0		0	0	0	0	0	0					
80031633163	634	11	1.7		0	6	0	3	1	0					
80031653165	365	11	3.0		0	7	0	3	0	1					
80031663166	307	0	0.0		0	0	0	0	0	0					
80031683168	265	0	0.0		0	0	0	0	0	0					
80031693169	256	0	0.0		0	0	0	0	0	0					
80031713171	963	160	16.6		6	71	2	19	7	50					
80031783178	884	96	10.9		0	62	4	11	2	13					
80031813181	556	55	9.9		1	33	0	9	0	12					
80040014001	2	1	50.0		0	0	0	1	0	0					
80040074007	883	198	22.4		4	85	3	15	3	80					
80040084008	256	113	44.1		1	71	3	11	0	26					
80040094009	189	100	52.9		2	51	0	4	1	39					
80040164016	578	69	11.9		0	52	1	0	0	15					
80040184018	436	60	13.8		1	42	1	0	0	14					
80040234023	49	29	59.2		1	8	1	5	0	12					
80040264026	472	78	16.5		0	29	2	2	2	38					
80040274027	11	0	0.0		0	0	0	0	0	0					
80040294029	78	55	70.5		2	15	4	5	0	26					
80040304030	493	112	22.7		2	53	4	6	2	40					
80043104310	657	78	11.9		0	58	2	6	3	6					
80043114311	1198	159	13.3		2	113	1	14	4	24					
80043174317	231	81	35.1		1	43	1	12	7	14					
80043314331	158	65	41.1		2	48	1	4	0	8					
80043334333	1293	236	18.3		2	158	1	12	5	49					
80043414341	881	94	10.7		1	58	0	3	1	29					
80043444344	708	84	11.9		2	38	1	2	5	29					
80043454345	149	62	41.6		1	35	1	5	0	19					
80043504350	261	35	13.4		0	23	0	2	1	9					
80043514351	367	70	19.1		0	39	2	5	4	20					
80043544354	941	166	17.6		1	101	3	5	7	43					
80043614361	612	101	16.5		2	65	2	6	2	21					
80043624362	793	105	13.2		0	72	0	7	1	21					
80043634363	387	70	18.1		0	36	2	3	1	25					
80043644364	404	68	16.8		1	31	2	2	0	28					
80043714371	543	101	18.6		0	49	0	2	1	43					
80043724372	497	95	19.1		0	61	3	4	1	20					
80043734373	1344	323	24.0		5	144	3	14	7	138					
80043744374	300	76	25.3		1	38	0	3	1	25					
80050025002	6	0	0.0		0	0	0	0	0	0					
80050045004	637	87	13.7		2	40	2	13	3	25					
80050055005	1078	144	13.4		2	75	5	8	5	44					
80050065006	669	101	15.1		0	32	0	7	4	56					
80050075007	214	125	58.4		2	64	3	11	3	34					
80050085008	99	55	55.6		3	20	1	9	0	19					
80050105010	853	126	14.8		3	70	5	11	1	32					
80050115011	791	87	11.0		1	44	6	8	4	21					
80050125012	1181	180	15.2		4	88	2	20	3	59					
80050135013	68	32	47.1		0	17	0	5	1	9					
80050145014	215	105	48.8		5	56	1	13	7	21					
80050155015	190	102	53.7		4	55	2	17	2	20					

1	Governor														
	Registration	Ballots Cast	Turnout (%)		Governor Vote for 1 Reinhold Gulke, AIP	Gray Davis, DEM	Iris Adam, NLP	Peter Miguel Camejo, GRE	Gary David Copeland, LIB	Bill Simon, REP					
80050165016	964	133	13.8		0	66	1	12	3	38					
80050175017	80	41	51.3		2	17	1	7	0	12					
80050185018	736	103	14.0		0	54	0	5	4	38					
80050195019	826	111	13.4		1	59	3	7	3	33					
80050205020	777	105	13.5		2	67	3	8	2	22					
80050215021	299	58	19.4		1	27	2	15	1	12					
80050225022	690	140	20.3		4	67	6	15	6	41					
80050235023	875	130	14.9		2	71	2	7	3	36					
80050245024	33	22	66.7		0	17	1	1	0	2					
80050255025	43	25	58.1		0	15	0	0	0	10					
80050265026	376	53	14.1		1	29	0	3	4	14					
80050275027	961	123	12.8		2	71	2	17	4	19					
80050285028	143	85	59.4		0	41	2	9	0	29					
80050305030	114	78	68.4		0	26	2	7	1	40					
80050325032	296	50	16.9		0	19	1	2	0	24					
80050335033	380	79	20.8		1	28	1	11	1	32					
80050345034	244	159	65.2		3	61	2	14	3	67					
80050355035	194	125	64.4		0	65	4	6	1	45					
80050365036	375	57	15.2		2	25	1	9	0	17					
80050375037	370	57	15.4		2	17	1	3	2	31					
80050385038	210	150	71.4		1	60	1	13	1	67					
80050435043	1160	231	19.9		5	108	4	14	3	90					
80050445044	3	3	100.0		0	2	0	0	1	0					
80050455045	40	25	62.5		0	7	3	6	0	9					
80050485048	339	70	20.6		0	36	2	7	3	21					
80050495049	573	140	24.4		0	76	4	4	2	48					
80050505050	231	151	65.4		2	71	2	13	6	44					
80050515051	84	56	66.7		1	23	0	3	7	21					
80050525052	400	67	16.8		2	30	1	3	0	30					
80050535053	49	30	61.2		3	14	0	2	0	10					
80050545054	34	24	70.6		1	15	0	1	0	7					
80050555055	575	83	14.4		1	40	1	8	3	28					
80050565056	794	120	15.1		1	69	3	16	6	22					
80051015101	1189	171	14.4		0	85	4	28	3	45					
80051085108	1276	157	12.3		0	101	4	15	5	27					
80051105110	1040	173	16.6		1	82	5	24	4	50					
80051145114	531	78	14.7		0	40	2	17	2	14					
80051625162	519	39	7.5		0	31	1	4	0	3					
80054015401	859	147	17.1		3	81	3	7	0	41					
80054025402	557	180	32.3		3	73	4	7	4	82					
80054035403	1181	196	16.6		0	95	2	16	6	72					
80054055405	939	175	18.6		3	77	3	15	4	70					
80054065406	1011	151	14.9		6	67	1	9	4	55					
80054075407	971	226	23.3		3	105	4	10	1	95					
80054095409	6	4	66.7		0	1	0	2	0	1					
80054115411	126	75	59.5		0	28	1	5	0	38					
80054135413	1061	218	20.5		7	92	6	17	5	82					
Precinct Totals	135553	53595	39.5		784	29790	768	7152	1223	12419					
Absentee Totals	135553	26428	19.5		382	13679	396	2257	554	8179					
Grand Totals	135553	80023	59.0		1166	43469	1164	9409	1777	20598					

A vertical bar chart consisting of 15 segments. The segments alternate in color, starting with a white segment at the top, followed by a light gray segment, and continuing this pattern down to the bottom. The segments are of varying heights, with the top segment being the tallest and the bottom segment being the shortest. The bar is outlined in black.

A vertical bar chart consisting of 15 segments. The segments alternate in color, starting with a white segment at the top, followed by a light gray segment, and continuing this pattern down to the bottom. The segments are of varying heights, with the top segment being the tallest and the bottom segment being the shortest.

Segment	Color
1	White
2	Light Gray
3	White
4	Light Gray
5	White
6	Light Gray
7	White
8	Light Gray
9	White
10	Light Gray
11	White
12	Light Gray
13	White
14	Light Gray
15	White

A vertical bar chart consisting of 15 segments. The segments alternate in color, starting with a white segment at the top, followed by a light gray segment, and continuing this pattern down to the bottom. The segments are of varying heights, with the top segment being the tallest and the bottom segment being the shortest. The bar is outlined in black.

Segment	Color
1	White
2	Light Gray
3	White
4	Light Gray
5	White
6	Light Gray
7	White
8	Light Gray
9	White
10	Light Gray
11	White
12	Light Gray
13	White
14	Light Gray
15	White

A vertical bar chart consisting of 15 segments. The segments alternate between white and light gray, starting with a white segment at the top and ending with a light gray segment at the bottom. The segments are of varying heights, with the top segment being the tallest and the bottom segment being the shortest.

Segment	Color
1	White
2	Light Gray
3	White
4	Light Gray
5	White
6	Light Gray
7	White
8	Light Gray
9	White
10	Light Gray
11	White
12	Light Gray
13	White
14	Light Gray
15	Light Gray

A vertical bar chart consisting of 15 segments. The segments alternate between white and light gray, starting with a white segment at the top. The segments are of varying heights, with the top segment being the tallest and the bottom segment being the shortest. The bar is outlined in black.

Segment	Color
1	White
2	Light Gray
3	White
4	Light Gray
5	White
6	Light Gray
7	White
8	Light Gray
9	White
10	Light Gray
11	White
12	Light Gray
13	White
14	Light Gray
15	White

A vertical bar chart consisting of 15 segments. The segments alternate in color, starting with a white segment at the top, followed by a light gray segment, and continuing this pattern down to the bottom. The segments are of varying heights, with the top segment being the tallest and the bottom segment being the shortest. The bar is outlined in black.

Segment	Color
1	White
2	Light Gray
3	White
4	Light Gray
5	White
6	Light Gray
7	White
8	Light Gray
9	White
10	Light Gray
11	White
12	Light Gray
13	White
14	Light Gray
15	White

A vertical bar chart consisting of 15 segments. The segments alternate in color, starting with a white segment at the top, followed by a light gray segment, and continuing this pattern down to the bottom. The segments are of equal height and are separated by thin white lines. The entire bar is enclosed in a black rectangular border.

A vertical bar chart consisting of 15 segments. The segments alternate in color, starting with a white segment at the top, followed by a light gray segment, and continuing this pattern down to the bottom. The segments are of varying heights, with the top segment being the tallest and the bottom segment being the shortest.

Segment	Color
1	White
2	Light Gray
3	White
4	Light Gray
5	White
6	Light Gray
7	White
8	Light Gray
9	White
10	Light Gray
11	White
12	Light Gray
13	White
14	Light Gray
15	White

***Grand Totals		Governor													
1		Registration	Ballots Cast	Turnout (%)	Governor Vote for 1 Reinhold Gulke, AIP	Gray Davis, DEM	Iris Adam, NLP	Peter Miguel Camejo, GRE	Gary David Copeland, LIB	Bill Simon, REP					
Santa Cruz County	135553	80023	59.0	1166	43469	1164	9409	1777	20598						
14th Congressional Distr	41695	25411	60.9	418	12263	434	2715	670	8155						
17th Congressional Distr	93858	54612	58.2	748	31206	730	6694	1107	12443						
11th Senatorial District	82955	48910	59.0	679	27742	761	7020	1067	10232						
15th Senatorial District	52598	31113	59.2	487	15727	403	2389	710	10366						
27th Assembly District	117720	70773	60.1	1030	38055	1059	8869	1566	18049						
28th Assembly District	17833	9250	51.9	136	5414	105	540	211	2549						
1st Supervisorial Distri	28713	16828	58.6	263	9176	261	1741	385	4474						
2nd Supervisorial Distri	29530	17990	60.9	285	9518	225	1486	361	5512						
3rd Supervisorial Distri	31604	19209	60.8	204	11252	252	3577	375	3020						
4th Supervisorial Distri	15171	7848	51.7	112	4574	91	462	167	2193						
5th Supervisorial Distri	30535	18148	59.4	302	8949	335	2143	489	5399						
City Of Santa Cruz	34562	20814	60.2	230	12148	284	3823	403	3328						
City Of Capitola	5809	3324	57.2	64	1893	53	309	77	829						
City Of Watsonville	12665	6479	51.2	79	3945	69	365	154	1659						
City Of Scotts Valley	6711	4186	62.4	69	1892	58	278	92	1650						
Unincorporated Area	75806	45220	59.7	724	23591	700	4634	1051	13132						

***Absentee Totals		Governor													
1		Registration	Ballots Cast	Turnout (%)	Governor Vote for 1 Reinhold Gulke, AIP	Gray Davis, DEM	Iris Adam, NLP	Peter Miguel Camejo, GRE	Gary David Copeland, LIB	Bill Simon, REP					
Santa Cruz County	135553	26428	19.5	382	13679	396	2257	554	8179						
14th Congressional Distr	41695	9893	23.7	146	4735	180	903	234	3346						
17th Congressional Distr	93858	16535	17.6	236	8944	216	1354	320	4833						
11th Senatorial District	82955	13854	16.7	197	7515	213	1351	299	3782						
15th Senatorial District	52598	12574	23.9	185	6164	183	906	255	4397						
27th Assembly District	117720	23103	19.6	338	11785	354	2077	484	7204						
28th Assembly District	17833	3325	18.6	44	1894	42	180	70	975						
1st Supervisorial Distri	28713	6644	23.1	106	3432	96	568	159	2041						
2nd Supervisorial Distri	29530	6393	21.6	106	3209	76	435	115	2203						
3rd Supervisorial Distri	31604	4489	14.2	44	2510	57	548	80	1100						
4th Supervisorial Distri	15171	2884	19.0	34	1616	44	160	59	861						
5th Supervisorial Distri	30535	6018	19.7	92	2912	123	546	141	1974						
City Of Santa Cruz	34562	4806	13.9	46	2664	63	544	86	1226						
City Of Capitola	5809	1111	19.1	23	618	17	88	28	300						
City Of Watsonville	12665	2216	17.5	24	1306	28	120	53	602						
City Of Scotts Valley	6711	1372	20.4	25	619	24	88	24	536						
Unincorporated Area	75806	16923	22.3	264	8472	264	1417	363	5515						

Lieutenant Governor														
2	Registration	Ballots Cast	Turnout (%)	Lieutenant Governor Vote for 1 Paul Jerry Hannosh, REF	Bruce Mc Pherson, REP	Kalee Przybylak, NLP	Cruz M. Bustamante, DEM	Jim King, AIP	Donna J. Warren, GRE	Pat Wright, LIB				
10021002	1351	514	38.0	3	193	4	252	4	46	7				
10051005	1150	423	36.8	3	153	9	189	3	50	5				
10061006	929	372	40.0	0	144	4	161	3	48	4				
10071007	34	0	0.0	0	0	0	0	0	0	0				
10081008	997	399	40.0	1	159	1	187	3	35	7				
10091009	1410	594	42.1	3	245	6	261	4	61	7				
10101010	26	0	0.0	0	0	0	0	0	0	0				
10111011	1218	408	33.5	4	164	3	190	7	32	5				
10121012	715	197	27.6	0	83	0	90	0	14	2				
10131013	185	0	0.0	0	0	0	0	0	0	0				
10141014	98	0	0.0	0	0	0	0	0	0	0				
10151015	22	0	0.0	0	0	0	0	0	0	0				
10161016	88	0	0.0	0	0	0	0	0	0	0				
10171017	788	368	46.7	1	132	3	187	5	30	4				
10181018	657	316	48.1	1	133	7	139	3	28	5				
10191019	549	238	43.4	0	83	5	120	1	24	2				
10201020	874	288	33.0	1	118	4	121	6	32	4				
10211021	2	0	0.0	0	0	0	0	0	0	0				
10221022	781	281	36.0	1	99	3	144	4	24	3				
10231023	189	0	0.0	0	0	0	0	0	0	0				
10241024	707	271	38.3	0	135	6	95	0	24	5				
10251025	31	1	3.2	0	1	0	0	0	0	0				
10261026	383	144	37.6	1	57	1	67	1	12	3				
10271027	1327	418	31.5	1	158	4	200	2	42	4				
10281028	793	408	51.5	4	196	7	137	7	44	8				
10291029	150	0	0.0	0	0	0	0	0	0	0				
10311031	232	0	0.0	0	0	0	0	0	0	0				
10321032	506	218	43.1	0	113	5	64	2	25	6				
10351035	215	0	0.0	0	0	0	0	0	0	0				
10361036	1082	458	42.3	1	222	5	172	6	38	9				
10371037	437	228	52.2	4	104	1	93	0	14	6				
10381038	732	297	40.6	1	142	2	126	2	20	1				
10391039	401	101	25.2	1	44	2	45	2	5	1				
10401040	78	0	0.0	0	0	0	0	0	0	0				
10411041	638	224	35.1	2	75	2	113	2	23	4				
10421042	916	329	35.9	5	176	3	115	3	17	4				
10441044	32	0	0.0	0	0	0	0	0	0	0				
10451045	84	0	0.0	0	0	0	0	0	0	0				
10471047	463	185	40.0	2	75	4	79	3	17	4				
10481048	504	246	48.8	0	191	0	43	2	7	2				
10491049	514	236	45.9	0	119	5	82	3	15	3				
10501050	596	235	39.4	0	138	1	77	1	9	4				
10511051	9	0	0.0	0	0	0	0	0	0	0				
10521052	115	0	0.0	0	0	0	0	0	0	0				
10541054	23	0	0.0	0	0	0	0	0	0	0				
10551055	10	0	0.0	0	0	0	0	0	0	0				
10561056	171	0	0.0	0	0	0	0	0	0	0				
10571057	231	0	0.0	0	0	0	0	0	0	0				
10581058	35	0	0.0	0	0	0	0	0	0	0				
10591059	30	0	0.0	0	0	0	0	0	0	0				
10601060	7	0	0.0	0	0	0	0	0	0	0				
10611061	2	0	0.0	0	0	0	0	0	0	0				
10621062	10	0	0.0	0	0	0	0	0	0	0				
10631063	1151	397	34.5	4	180	3	173	5	24	3				
10641064	70	0	0.0	0	0	0	0	0	0	0				
10671067	86	0	0.0	0	0	0	0	0	0	0				
10681068	598	271	45.3	3	160	1	88	3	11	0				
10691069	109	0	0.0	0	0	0	0	0	0	0				
10751075	15	0	0.0	0	0	0	0	0	0	0				
10761076	29	0	0.0	0	0	0	0	0	0	0				
10771077	49	0	0.0	0	0	0	0	0	0	0				
10781078	162	0	0.0	0	0	0	0	0	0	0				
10791079	4	0	0.0	0	0	0	0	0	0	0				
11011101	648	318	49.1	0	153	5	128	0	26	1				
11031103	767	377	49.2	3	238	3	114	1	13	1				
11131113	677	239	35.3	2	142	1	78	0	11	4				
12011201	239	0	0.0	0	0	0	0	0	0	0				
12021202	297	86	29.0	2	43	2	33	0	3	3				
12031203	4	0	0.0	0	0	0	0	0	0	0				

Lieutenant Governor															
	Registration	Ballots Cast	Turnout (%)		Lieutenant Governor Vote for 1 Paul Jerry Hannosh, REF	Bruce Mc Pherson, REP	Kalee Przybylak, NLP	Cruz M. Bustamante, DEM	Jim King, AIP	Donna J. Warren, GRE	Pat Wright, LIB				
2															
12081208	281	99	35.2		0	50	1	40	3	3	1				
20002000	9	0	0.0		0	0	0	0	0	0	0				
20012001	764	301	39.4		1	120	4	150	6	14	1				
20022002	6	0	0.0		0	0	0	0	0	0	0				
20032003	175	0	0.0		0	0	0	0	0	0	0				
20042004	124	0	0.0		0	0	0	0	0	0	0				
20052005	49	0	0.0		0	0	0	0	0	0	0				
20072007	269	0	0.0		0	0	0	0	0	0	0				
20082008	546	194	35.5		0	99	2	75	1	11	4				
20092009	11	0	0.0		0	0	0	0	0	0	0				
20102010	791	289	36.5		1	168	0	83	5	23	2				
20122012	807	270	33.5		3	134	2	114	5	5	2				
20142014	151	0	0.0		0	0	0	0	0	0	0				
20152015	426	182	42.7		1	81	0	73	0	19	7				
20172017	1043	461	44.2		2	232	4	186	2	13	12				
20192019	221	0	0.0		0	0	0	0	0	0	0				
20202020	87	0	0.0		0	0	0	0	0	0	0				
20212021	111	0	0.0		0	0	0	0	0	0	0				
20222022	409	170	41.6		4	89	2	56	2	11	1				
20232023	980	489	49.9		1	283	3	176	1	17	3				
20242024	675	312	46.2		1	140	4	140	5	16	4				
20252025	908	392	43.2		0	202	3	146	0	25	8				
20262026	521	242	46.4		2	129	4	85	1	18	1				
20272027	396	177	44.7		0	72	1	88	1	15	0				
20282028	20	0	0.0		0	0	0	0	0	0	0				
20292029	828	366	44.2		2	175	4	151	1	27	2				
20302030	911	425	46.7		1	184	5	181	0	45	4				
20312031	796	365	45.9		0	199	3	139	0	20	2				
20322032	949	444	46.8		2	265	2	141	2	21	4				
20332033	1225	552	45.1		1	270	3	220	1	38	9				
20342034	67	0	0.0		0	0	0	0	0	0	0				
20352035	1102	537	48.7		4	270	2	212	0	39	6				
20362036	2	0	0.0		0	0	0	0	0	0	0				
20372037	417	146	35.0		2	83	0	48	2	6	2				
20382038	315	132	41.9		6	68	3	46	1	4	1				
20392039	195	0	0.0		0	0	0	0	0	0	0				
20402040	347	150	43.2		0	71	1	58	4	15	0				
20412041	400	124	31.0		0	70	2	42	1	6	0				
20422042	472	209	44.3		3	131	0	57	3	8	5				
20442044	26	0	0.0		0	0	0	0	0	0	0				
20452045	34	0	0.0		0	0	0	0	0	0	0				
20462046	151	0	0.0		0	0	0	0	0	0	0				
20472047	71	0	0.0		0	0	0	0	0	0	0				
20482048	832	318	38.2		0	165	2	109	2	29	5				
20492049	48	0	0.0		0	0	0	0	0	0	0				
20502050	35	0	0.0		0	0	0	0	0	0	0				
20512051	1340	536	40.0		7	254	3	216	3	41	4				
20522052	1141	492	43.1		1	330	6	134	2	8	5				
20532053	1159	463	39.9		0	277	2	157	1	14	1				
20542054	63	0	0.0		0	0	0	0	0	0	0				
20552055	1016	463	45.6		3	258	5	155	3	25	5				
20582058	119	0	0.0		0	0	0	0	0	0	0				
20602060	41	0	0.0		0	0	0	0	0	0	0				
22012201	977	427	43.7		3	181	2	200	5	29	4				
22022202	689	265	38.5		0	121	1	105	2	29	5				
22042204	876	385	43.9		2	200	1	150	4	20	3				
22052205	842	334	39.7		0	146	4	147	5	22	6				
22062206	678	266	39.2		1	106	3	120	4	21	7				
22072207	10	0	0.0		0	0	0	0	0	0	0				
22082208	916	351	38.3		1	149	6	158	1	24	7				
23312331	608	281	46.2		0	100	4	165	5	1	0				
23332333	24	0	0.0		0	0	0	0	0	0	0				
23412341	309	87	28.2		0	40	1	42	1	3	0				
30013001	131	0	0.0		0	0	0	0	0	0	0				
30023002	450	252	56.0		0	78	3	108	1	48	5				
30033003	865	422	48.8		1	165	2	181	3	59	10				
30043004	1223	515	42.1		3	183	6	246	0	57	11				
30053005	16	0	0.0		0	0	0	0	0	0	0				
30073007	42	0	0.0		0	0	0	0	0	0	0				

Lieutenant Governor															
2	Registration	Ballots Cast	Turnout (%)	Lieutenant Governor Vote for 1 Paul Jerry Hannosh, REF	Bruce Mc Pherson, REP	Kalee Przybylak, NLP	Cruz M. Bustamante, DEM	Jim King, AIP	Donna J. Warren, GRE	Pat Wright, LIB					
30083008	826	332	40.2	3	135	1	141	4	36	4					
30093009	33	0	0.0	0	0	0	0	0	0	0					
30133013	54	0	0.0	0	0	0	0	0	0	0					
30143014	49	0	0.0	0	0	0	0	0	0	0					
31013101	294	139	47.3	1	76	0	45	2	15	0					
31023102	1250	595	47.6	7	218	5	268	2	74	10					
31033103	1043	453	43.4	2	185	6	196	2	50	6					
31043104	1224	635	51.9	0	201	7	314	2	82	6					
31053105	1009	526	52.1	0	239	2	220	2	50	5					
31083108	982	482	49.1	3	128	3	236	5	96	3					
31133113	903	436	48.3	0	168	7	181	9	54	8					
31143114	1193	597	50.0	2	134	3	333	7	92	11					
31153115	1033	504	48.8	3	160	6	250	2	71	4					
31163116	917	423	46.1	2	108	4	223	0	74	4					
31193119	1090	505	46.3	2	112	5	278	0	94	3					
31213121	1385	630	45.5	4	109	14	343	2	132	12					
31233123	975	355	36.4	2	60	8	173	3	95	2					
31253125	759	379	49.9	0	147	2	171	5	42	4					
31293129	673	367	54.5	3	136	1	173	2	42	5					
31303130	1143	535	46.8	1	197	4	249	4	63	7					
31403140	723	401	55.5	0	237	2	141	0	11	3					
31433143	609	346	56.8	0	101	6	182	0	50	2					
31453145	1175	530	45.1	0	205	7	237	0	65	5					
31463146	1132	534	47.2	2	151	8	270	5	85	7					
31483148	767	357	46.5	0	92	10	170	2	63	7					
31513151	694	344	49.6	1	139	1	142	0	46	4					
31533153	1085	527	48.6	6	190	6	225	4	68	11					
31583158	729	340	46.6	3	128	2	160	4	38	2					
31603160	648	223	34.4	0	13	2	128	0	72	2					
31613161	250	124	49.6	1	13	3	59	1	40	2					
31633163	634	224	35.3	1	18	8	96	2	78	9					
31653165	365	226	61.9	1	4	8	89	1	104	4					
31663166	307	150	48.9	1	8	6	53	0	70	2					
31683168	265	90	34.0	0	12	2	50	2	22	1					
31693169	256	119	46.5	1	6	4	50	2	47	2					
31713171	963	471	48.9	0	210	2	209	2	35	4					
31783178	884	357	40.4	1	71	4	188	0	77	3					
31813181	556	275	49.5	1	65	5	151	1	41	4					
40014001	2	0	0.0	0	0	0	0	0	0	0					
40074007	883	327	37.0	3	178	2	129	6	3	3					
40084008	256	0	0.0	0	0	0	0	0	0	0					
40094009	189	0	0.0	0	0	0	0	0	0	0					
40164016	578	212	36.7	2	62	1	126	7	9	1					
40184018	436	141	32.3	0	34	1	89	4	5	0					
40234023	49	0	0.0	0	0	0	0	0	0	0					
40264026	472	217	46.0	1	115	1	81	5	11	3					
40274027	11	0	0.0	0	0	0	0	0	0	0					
40294029	78	0	0.0	0	0	0	0	0	0	0					
40304030	493	172	34.9	2	92	2	62	3	6	1					
43104310	657	192	29.2	4	25	2	144	2	5	5					
43114311	1198	305	25.5	2	84	1	204	1	8	0					
43174317	231	0	0.0	0	0	0	0	0	0	0					
43314331	158	0	0.0	0	0	0	0	0	0	0					
43334333	1293	419	32.4	8	109	1	268	2	11	3					
43414341	881	287	32.6	0	114	2	154	2	9	1					
43444344	708	262	37.0	1	114	1	129	4	8	0					
43454345	149	0	0.0	0	0	0	0	0	0	0					
43504350	261	93	35.6	1	38	0	50	0	2	0					
43514351	367	116	31.6	1	39	1	71	0	1	0					
43544354	941	257	27.3	2	85	3	152	0	6	4					
43614361	612	199	32.5	3	59	1	123	2	5	1					
43624362	793	266	33.5	3	103	3	143	2	7	0					
43634363	387	178	46.0	1	122	1	49	1	2	1					
43644364	404	171	42.3	2	75	1	87	1	2	0					
43714371	543	261	48.1	2	118	1	122	2	7	2					
43724372	497	218	43.9	3	78	2	119	1	7	1					
43734373	1344	572	42.6	3	267	1	269	5	13	6					
43744374	300	99	33.0	0	32	0	64	1	2	0					
50025002	6	0	0.0	0	0	0	0	0	0	0					

Lieutenant Governor															
	Registration	Ballots Cast	Turnout (%)		Lieutenant Governor Vote for 1 Paul Jerry Hannosh, REF	Bruce Mc Pherson, REP	Kalee Przybylak, NLP	Cruz M. Bustamante, DEM	Jim King, AIP	Donna J. Warren, GRE	Pat Wright, LIB				
2															
50045004	637	311	48.8		2	132	5	123	4	33	9				
50055005	1078	500	46.4		2	236	5	192	3	38	12				
50065006	669	313	46.8		7	211	1	54	12	14	5				
50075007	214	0	0.0		0	0	0	0	0	0	0				
50085008	99	0	0.0		0	0	0	0	0	0	0				
50105010	853	358	42.0		3	136	1	168	5	28	10				
50115011	791	342	43.2		4	119	6	143	4	46	11				
50125012	1181	539	45.6		1	232	9	218	2	54	11				
50135013	68	0	0.0		0	0	0	0	0	0	0				
50145014	215	0	0.0		0	0	0	0	0	0	0				
50155015	190	0	0.0		0	0	0	0	0	0	0				
50165016	964	433	44.9		4	167	8	186	5	45	14				
50175017	80	0	0.0		0	0	0	0	0	0	0				
50185018	736	335	45.5		0	139	2	151	5	23	10				
50195019	826	414	50.1		3	177	4	164	3	35	19				
50205020	777	317	40.8		3	107	5	158	2	26	10				
50215021	299	110	36.8		0	33	0	40	0	22	11				
50225022	690	287	41.6		3	106	1	135	3	27	8				
50235023	875	348	39.8		1	157	2	154	0	29	3				
50245024	33	0	0.0		0	0	0	0	0	0	0				
50255025	43	0	0.0		0	0	0	0	0	0	0				
50265026	376	142	37.8		1	47	2	66	2	14	6				
50275027	961	433	45.1		4	154	8	198	6	47	10				
50285028	143	0	0.0		0	0	0	0	0	0	0				
50305030	114	0	0.0		0	0	0	0	0	0	0				
50325032	296	147	49.7		1	98	0	39	1	8	0				
50335033	380	145	38.2		1	66	1	52	1	17	5				
50345034	244	0	0.0		0	0	0	0	0	0	0				
50355035	194	0	0.0		0	0	0	0	0	0	0				
50365036	375	182	48.5		1	78	3	76	0	15	8				
50375037	370	182	49.2		4	95	4	62	1	10	3				
50385038	210	0	0.0		0	0	0	0	0	0	0				
50435043	1160	456	39.3		1	229	3	174	7	30	8				
50445044	3	0	0.0		0	0	0	0	0	0	0				
50455045	40	0	0.0		0	0	0	0	0	0	0				
50485048	339	130	38.3		0	56	2	50	2	11	9				
50495049	573	215	37.5		1	110	1	76	3	12	9				
50505050	231	0	0.0		0	0	0	0	0	0	0				
50515051	84	0	0.0		0	0	0	0	0	0	0				
50525052	400	200	50.0		0	108	1	71	0	15	2				
50535053	49	0	0.0		0	0	0	0	0	0	0				
50545054	34	0	0.0		0	0	0	0	0	0	0				
50555055	575	247	43.0		1	96	2	115	2	22	7				
50565056	794	355	44.7		1	104	9	177	4	42	14				
51015101	1189	363	30.5		1	105	10	173	2	60	6				
51085108	1276	522	40.9		2	130	16	255	2	96	15				
51105110	1040	490	47.1		2	194	5	201	2	75	5				
51145114	531	222	41.8		0	56	6	111	0	40	7				
51625162	519	278	53.6		1	25	4	173	0	66	1				
54015401	859	461	53.7		3	289	1	135	2	11	11				
54025402	557	212	38.1		2	145	0	59	2	2	0				
54035403	1181	497	42.1		2	274	4	173	5	27	6				
54055405	939	334	35.6		0	190	4	103	1	22	8				
54065406	1011	388	38.4		1	251	4	107	1	12	3				
54075407	971	429	44.2		3	277	1	126	1	13	2				
54095409	6	0	0.0		0	0	0	0	0	0	0				
54115411	126	0	0.0		0	0	0	0	0	0	0				
54135413	1061	493	46.5		5	283	3	161	7	18	12				
80010021002	1351	224	16.6		3	124	3	65	0	22	4				
80010051005	1150	189	16.4		1	106	0	69	0	8	3				
80010061006	929	176	18.9		0	78	0	76	2	17	0				
80010071007	34	19	55.9		0	9	0	10	0	0	0				
80010081008	997	163	16.3		0	90	3	58	0	8	2				
80010091009	1410	230	16.3		1	116	1	88	5	13	4				
80010101010	26	18	69.2		0	11	0	5	0	2	0				
80010111011	1218	211	17.3		0	88	2	91	5	20	4				
80010121012	715	231	32.3		4	143	1	69	3	5	0				
80010131013	185	124	67.0		0	48	6	48	0	11	8				
80010141014	98	60	61.2		0	33	1	21	0	4	0				

Lieutenant Governor															
2	Registration	Ballots Cast	Turnout (%)		Lieutenant Governor Vote for 1 Paul Jerry Hannosh, REF	Bruce Mc Pherson, REP	Kalee Przybylak, NLP	Cruz M. Bustamante, DEM	Jim King, AIP	Donna J. Warren, GRE	Pat Wright, LIB				
80010151015	22	13	59.1		0	5	0	5	2	1	0				
80010161016	88	53	60.2		0	16	1	25	2	6	2				
80010171017	788	113	14.3		0	65	1	39	1	6	0				
80010181018	657	121	18.4		0	68	1	44	0	7	1				
80010191019	549	74	13.5		1	43	0	26	0	4	0				
80010201020	874	138	15.8		0	65	2	59	1	9	0				
80010211021	2	0	0.0		0	0	0	0	0	0	0				
80010221022	781	119	15.2		1	53	1	56	2	4	1				
80010231023	189	110	58.2		1	58	0	40	0	7	2				
80010241024	707	95	13.4		0	48	1	39	2	2	1				
80010251025	31	21	67.7		0	15	1	3	0	1	0				
80010261026	383	66	17.2		0	30	0	25	0	8	1				
80010271027	1327	273	20.6		0	126	3	127	2	10	1				
80010281028	793	117	14.8		1	66	2	38	3	5	1				
80010291029	150	100	66.7		0	61	0	31	0	6	1				
80010311031	232	143	61.6		0	72	1	55	1	8	4				
80010321032	506	105	20.8		1	62	0	38	0	4	0				
80010351035	215	143	66.5		0	86	1	49	1	2	1				
80010361036	1082	226	20.9		0	130	0	78	0	13	1				
80010371037	437	53	12.1		0	23	1	24	1	3	0				
80010381038	732	142	19.4		1	75	1	55	1	1	3				
80010391039	401	141	35.2		1	90	1	39	2	4	2				
80010401040	78	42	53.8		2	10	0	22	1	3	3				
80010411041	638	85	13.3		1	42	1	34	0	5	0				
80010421042	916	214	23.4		1	115	0	87	1	7	1				
80010441044	32	11	34.4		0	3	0	5	0	2	1				
80010451045	84	57	67.9		0	30	1	22	0	3	0				
80010471047	463	107	23.1		1	46	0	53	0	6	0				
80010481048	504	102	20.2		0	85	0	11	1	1	0				
80010491049	514	77	15.0		2	40	2	21	0	4	5				
80010501050	596	142	23.8		0	114	1	22	0	4	1				
80010511051	9	0	0.0		0	0	0	0	0	0	0				
80010521052	115	64	55.7		2	38	0	18	1	3	2				
80010541054	23	21	91.3		0	17	0	4	0	0	0				
80010551055	10	0	0.0		0	0	0	0	0	0	0				
80010561056	171	97	56.7		1	63	0	26	0	6	0				
80010571057	231	154	66.7		1	81	3	55	0	9	5				
80010581058	35	30	85.7		1	21	0	7	0	0	1				
80010591059	30	18	60.0		0	7	0	7	0	3	0				
80010601060	7	0	0.0		0	0	0	0	0	0	0				
80010611061	2	0	0.0		0	0	0	0	0	0	0				
80010621062	10	0	0.0		0	0	0	0	0	0	0				
80010631063	1151	211	18.3		0	120	1	76	2	8	2				
80010641064	70	50	71.4		0	30	0	18	0	1	0				
80010671067	86	54	62.8		0	24	0	24	0	6	0				
80010681068	598	132	22.1		1	91	1	31	0	4	2				
80010691069	109	47	43.1		0	17	0	27	0	2	1				
80010751075	15	0	0.0		0	0	0	0	0	0	0				
80010761076	29	22	75.9		0	7	1	10	0	4	0				
80010771077	49	33	67.3		0	9	1	16	0	5	2				
80010781078	162	108	66.7		1	65	3	31	0	7	1				
80010791079	4	4	100.0		0	2	0	2	0	0	0				
80011011101	648	127	19.6		2	70	0	50	1	2	2				
80011031103	767	172	22.4		0	110	2	53	0	4	0				
80011131113	677	199	29.4		0	154	1	35	2	2	1				
80012011201	239	118	49.4		0	55	2	54	4	3	0				
80012021202	297	60	20.2		0	35	0	25	0	0	0				
80012031203	4	0	0.0		0	0	0	0	0	0	0				
80012081208	281	75	26.7		0	40	1	32	0	2	0				
80020002000	9	1	11.1		0	1	0	0	0	0	0				
80020012001	764	112	14.7		1	60	0	44	0	3	3				
80020022002	6	1	16.7		0	1	0	0	0	0	0				
80020032003	175	113	64.6		0	61	2	41	2	3	0				
80020042004	124	89	71.8		0	22	1	46	0	16	4				
80020052005	49	31	63.3		0	21	0	9	0	1	0				
80020072007	269	152	56.5		0	55	4	68	0	18	5				
80020082008	546	101	18.5		0	46	0	44	2	7	2				
80020092009	11	7	63.6		0	6	0	1	0	0	0				
80020102010	791	197	24.9		1	128	1	53	3	7	1				

Lieutenant Governor															
2	Registration	Ballots Cast	Turnout (%)	Lieutenant Governor Vote for 1 Paul Jerry Hannosh, REF	Bruce Mc Pherson, REP	Kalee Przybylak, NLP	Cruz M. Bustamante, DEM	Jim King, AIP	Donna J. Warren, GRE	Pat Wright, LIB					
80020122012	807	165	20.4	0	79	1	69	1	7	4					
80020142014	151	108	71.5	2	74	2	22	1	4	2					
80020152015	426	67	15.7	0	38	2	23	0	3	1					
80020172017	1043	167	16.0	1	93	2	52	3	7	3					
80020192019	221	59	26.7	0	36	0	16	0	4	3					
80020202020	87	56	64.4	0	33	0	17	1	2	0					
80020212021	111	77	69.4	0	46	0	19	11	1	0					
80020222022	409	79	19.3	1	56	0	13	1	4	1					
80020232023	980	181	18.5	1	111	1	60	1	3	3					
80020242024	675	130	19.3	1	66	2	54	0	3	2					
80020252025	908	174	19.2	1	102	3	59	0	6	0					
80020262026	521	100	19.2	1	54	0	41	0	1	3					
80020272027	396	78	19.7	0	42	1	30	0	5	0					
80020282028	20	12	60.0	1	2	1	4	2	1	1					
80020292029	828	119	14.4	2	56	2	50	1	6	1					
80020302030	911	138	15.1	1	82	1	41	0	9	0					
80020312031	796	183	23.0	1	101	1	65	0	11	2					
80020322032	949	206	21.7	1	122	1	69	1	10	0					
80020332033	1225	198	16.2	2	114	2	68	1	7	4					
80020342034	67	32	47.8	1	11	3	17	0	0	0					
80020352035	1102	174	15.8	1	97	0	69	0	2	0					
80020362036	2	0	0.0	0	0	0	0	0	0	0					
80020372037	417	76	18.2	0	53	1	21	1	0	0					
80020382038	315	50	15.9	0	32	1	15	0	1	1					
80020392039	195	115	59.0	0	82	2	24	0	5	0					
80020402040	347	64	18.4	0	42	1	19	0	0	0					
80020412041	400	96	24.0	0	57	0	34	2	0	1					
80020422042	472	102	21.6	0	68	0	30	0	2	0					
80020442044	26	25	96.2	0	19	0	6	0	0	0					
80020452045	34	20	58.8	0	9	0	8	0	2	0					
80020462046	151	104	68.9	0	60	0	27	1	6	5					
80020472047	71	31	43.7	0	17	0	8	1	4	1					
80020482048	832	170	20.4	0	100	0	62	1	4	0					
80020492049	48	20	41.7	0	10	1	9	0	0	0					
80020502050	35	19	54.3	0	14	0	4	0	0	1					
80020512051	1340	265	19.8	0	141	1	104	2	11	4					
80020522052	1141	274	24.0	0	209	1	56	0	6	1					
80020532053	1159	301	26.0	0	194	1	92	1	9	0					
80020542054	63	38	60.3	0	15	0	20	0	3	0					
80020552055	1016	185	18.2	0	128	0	47	2	6	0					
80020582058	119	85	71.4	2	46	0	32	0	5	0					
80020602060	41	41	100.0	0	19	0	21	0	1	0					
80022012201	977	152	15.6	0	91	0	50	0	4	4					
80022022202	689	126	18.3	0	65	1	45	2	9	3					
80022042204	876	172	19.6	0	104	0	58	0	6	3					
80022052205	842	184	21.9	1	90	2	79	2	7	1					
80022062206	678	94	13.9	0	48	0	39	1	5	1					
80022072207	10	0	0.0	0	0	0	0	0	0	0					
80022082208	916	130	14.2	3	64	0	60	0	3	0					
80023312331	608	85	14.0	0	35	0	44	2	2	1					
80023332333	24	9	37.5	0	2	0	7	0	0	0					
80023412341	309	53	17.2	0	22	0	30	0	1	0					
80030013001	131	83	63.4	0	23	3	43	0	12	2					
80030023002	450	40	8.9	1	23	2	7	0	6	0					
80030033003	865	154	17.8	0	70	2	69	0	10	2					
80030043004	1223	272	22.2	0	126	3	117	1	20	4					
80030053005	16	7	43.8	1	5	0	0	0	1	0					
80030073007	42	31	73.8	0	15	0	12	0	3	1					
80030083008	826	137	16.6	3	69	1	50	0	9	0					
80030093009	33	25	75.8	0	13	0	12	0	0	0					
80030133013	54	37	68.5	0	15	0	13	0	6	1					
80030143014	49	13	26.5	0	0	1	8	0	3	1					
80031013101	294	85	28.9	0	48	0	30	1	6	0					
80031023102	1250	251	20.1	0	146	1	87	1	16	0					
80031033103	1043	192	18.4	2	97	1	75	0	15	1					
80031043104	1224	138	11.3	0	78	0	54	0	2	0					
80031053105	1009	209	20.7	0	127	1	70	1	8	0					
80031083108	982	146	14.9	0	70	2	52	3	14	2					
80031133113	903	116	12.8	0	45	1	60	1	6	1					

Lieutenant Governor															
2	Registration	Ballots Cast	Turnout (%)	Lieutenant Governor Vote for 1 Paul Jerry Hannosh, REF	Bruce Mc Pherson, REP	Kalee Przybylak, NLP	Cruz M. Bustamante, DEM	Jim King, AIP	Donna J. Warren, GRE	Pat Wright, LIB					
80031143114	1193	111	9.3	0	46	2	49	1	10	2					
80031153115	1033	155	15.0	0	64	3	75	0	11	0					
80031163116	917	109	11.9	0	49	2	47	0	11	0					
80031193119	1090	99	9.1	1	34	2	45	0	12	2					
80031213121	1385	118	8.5	1	43	3	54	0	13	0					
80031233123	975	107	11.0	0	54	1	39	3	6	1					
80031253125	759	166	21.9	0	98	2	48	0	15	0					
80031293129	673	115	17.1	0	53	0	49	1	10	0					
80031303130	1143	203	17.8	0	109	2	79	1	7	1					
80031403140	723	155	21.4	0	109	0	41	0	3	1					
80031433143	609	82	13.5	0	48	1	26	0	1	0					
80031453145	1175	237	20.2	0	127	3	83	1	18	0					
80031463146	1132	138	12.2	0	62	0	62	0	12	1					
80031483148	767	66	8.6	0	25	0	30	0	9	2					
80031513151	694	94	13.5	0	57	2	31	0	2	0					
80031533153	1085	149	13.7	0	65	0	67	3	11	1					
80031583158	729	106	14.5	1	40	2	47	0	14	2					
80031603160	648	10	1.5	0	0	2	4	0	2	2					
80031613161	250	0	0.0	0	0	0	0	0	0	0					
80031633163	634	11	1.7	0	0	0	7	1	2	0					
80031653165	365	11	3.0	0	2	0	5	0	4	0					
80031663166	307	0	0.0	0	0	0	0	0	0	0					
80031683168	265	0	0.0	0	0	0	0	0	0	0					
80031693169	256	0	0.0	0	0	0	0	0	0	0					
80031713171	963	160	16.6	0	93	2	47	2	9	3					
80031783178	884	96	10.9	0	33	2	45	1	10	2					
80031813181	556	55	9.9	2	16	1	26	0	8	1					
80040014001	2	1	50.0	0	0	0	0	0	1	0					
80040074007	883	198	22.4	3	130	1	55	2	4	0					
80040084008	256	113	44.1	0	54	0	51	2	6	0					
80040094009	189	100	52.9	2	51	3	38	1	3	0					
80040164016	578	69	11.9	0	27	2	40	0	0	0					
80040184018	436	60	13.8	0	14	0	45	0	0	0					
80040234023	49	29	59.2	0	17	0	7	0	3	1					
80040264026	472	78	16.5	1	53	0	20	0	3	0					
80040274027	11	0	0.0	0	0	0	0	0	0	0					
80040294029	78	55	70.5	0	34	0	14	2	3	0					
80040304030	493	112	22.7	1	63	0	41	1	2	0					
80043104310	657	78	11.9	0	15	0	50	2	4	2					
80043114311	1198	159	13.3	2	29	0	122	0	4	1					
80043174317	231	81	35.1	0	19	0	55	0	2	3					
80043314331	158	65	41.1	4	14	0	38	0	5	3					
80043334333	1293	236	18.3	1	72	1	150	1	5	3					
80043414341	881	94	10.7	0	39	1	49	1	2	1					
80043444344	708	84	11.9	0	41	0	35	1	3	2					
80043454345	149	62	41.6	1	27	1	31	0	0	1					
80043504350	261	35	13.4	1	14	0	17	0	2	0					
80043514351	367	70	19.1	0	33	0	32	0	1	2					
80043544354	941	166	17.6	3	59	2	92	2	5	1					
80043614361	612	101	16.5	0	36	3	56	1	3	0					
80043624362	793	105	13.2	0	41	0	62	1	1	0					
80043634363	387	70	18.1	0	41	0	25	0	2	1					
80043644364	404	68	16.8	0	40	1	24	0	0	0					
80043714371	543	101	18.6	0	58	0	33	0	2	2					
80043724372	497	95	19.1	0	39	0	52	2	0	0					
80043734373	1344	323	24.0	1	183	3	105	9	10	6					
80043744374	300	76	25.3	0	35	0	39	0	0	0					
80050025002	6	0	0.0	0	0	0	0	0	0	0					
80050045004	637	87	13.7	0	38	1	35	1	9	3					
80050055005	1078	144	13.4	3	77	1	46	4	10	3					
80050065006	669	101	15.1	1	62	1	30	1	6	0					
80050075007	214	125	58.4	4	51	3	58	0	5	3					
80050085008	99	55	55.6	0	30	1	16	2	4	1					
80050105010	853	126	14.8	1	49	3	55	0	13	3					
80050115011	791	87	11.0	0	40	2	35	0	6	2					
80050125012	1181	180	15.2	0	94	1	68	0	14	1					
80050135013	68	32	47.1	0	16	1	13	0	2	0					
80050145014	215	105	48.8	0	39	1	49	0	8	8					
80050155015	190	102	53.7	1	43	2	43	2	8	2					

Lieutenant Governor															
2	Registration	Ballots Cast	Turnout (%)		Lieutenant Governor Vote for 1 Paul Jerry Hannosh, REF	Bruce Mc Pherson, REP	Kalee Przybylak, NLP	Cruz M. Bustamante, DEM	Jim King, AIP	Donna J. Warren, GRE	Pat Wright, LIB				
80050165016	964	133	13.8		1	62	0	55	2	5	3				
80050175017	80	41	51.3		0	23	1	12	0	4	0				
80050185018	736	103	14.0		1	56	1	33	2	6	3				
80050195019	826	111	13.4		0	50	0	41	3	10	6				
80050205020	777	105	13.5		2	46	3	46	2	4	0				
80050215021	299	58	19.4		0	20	0	23	0	10	3				
80050225022	690	140	20.3		0	69	6	48	3	8	4				
80050235023	875	130	14.9		1	69	1	48	0	3	4				
80050245024	33	22	66.7		0	4	0	14	1	1	1				
80050255025	43	25	58.1		0	11	0	13	1	0	0				
80050265026	376	53	14.1		1	21	1	21	1	2	5				
80050275027	961	123	12.8		1	39	1	69	0	9	1				
80050285028	143	85	59.4		2	50	2	26	0	4	0				
80050305030	114	78	68.4		1	50	0	17	0	5	4				
80050325032	296	50	16.9		0	39	1	10	0	0	0				
80050335033	380	79	20.8		0	52	0	20	0	7	0				
80050345034	244	159	65.2		3	105	1	38	3	5	1				
80050355035	194	125	64.4		0	88	0	31	1	4	1				
80050365036	375	57	15.2		0	33	0	17	2	3	0				
80050375037	370	57	15.4		1	40	1	11	1	1	2				
80050385038	210	150	71.4		0	105	1	35	0	4	0				
80050435043	1160	231	19.9		0	133	1	80	1	9	4				
80050445044	3	3	100.0		0	3	0	0	0	0	0				
80050455045	40	25	62.5		0	11	2	9	0	3	0				
80050485048	339	70	20.6		1	30	0	29	0	7	3				
80050495049	573	140	24.4		0	72	0	58	2	5	0				
80050505050	231	151	65.4		0	82	0	48	1	11	8				
80050515051	84	56	66.7		0	27	0	22	2	2	3				
80050525052	400	67	16.8		1	46	1	16	0	3	0				
80050535053	49	30	61.2		0	16	0	12	0	2	0				
80050545054	34	24	70.6		0	13	0	11	0	0	0				
80050555055	575	83	14.4		1	42	1	28	2	2	5				
80050565056	794	120	15.1		0	43	2	55	0	12	6				
80051015101	1189	171	14.4		0	85	1	62	0	17	1				
80051085108	1276	157	12.3		2	73	1	68	0	8	3				
80051105110	1040	173	16.6		0	101	1	50	0	19	2				
80051145114	531	78	14.7		2	34	1	33	0	7	0				
80051625162	519	39	7.5		0	7	1	25	0	2	0				
80054015401	859	147	17.1		1	77	0	58	1	7	1				
80054025402	557	180	32.3		0	130	0	42	1	3	0				
80054035403	1181	196	16.6		3	116	2	64	0	5	4				
80054055405	939	175	18.6		4	105	2	53	1	9	1				
80054065406	1011	151	14.9		1	92	0	42	1	8	1				
80054075407	971	226	23.3		0	150	1	65	0	8	1				
80054095409	6	4	66.7		0	3	0	1	0	0	0				
80054115411	126	75	59.5		0	59	0	11	0	4	0				
80054135413	1061	218	20.5		1	144	0	57	4	7	3				
Precinct Totals	135553	53595	39.5		282	22437	553	23111	409	5081	780				
Absentee Totals	135553	26428	19.5		131	14036	223	9806	196	1333	324				
Grand Totals	135553	80023	59.0		413	36473	776	32917	605	6414	1104				



A vertical bar chart consisting of 15 segments. The segments alternate between white and light gray, starting with a white segment at the top. The segments are of varying heights, with the top segment being the tallest and the bottom segment being the shortest. The bar is outlined in black.

Segment	Color
1	White
2	Light Gray
3	White
4	Light Gray
5	White
6	Light Gray
7	White
8	Light Gray
9	White
10	Light Gray
11	White
12	Light Gray
13	White
14	Light Gray
15	White

A vertical bar chart consisting of 15 segments. The segments alternate in color, starting with a white segment at the top, followed by a light gray segment, and continuing this pattern down to the bottom. The segments are of varying heights, with the top segment being the tallest and the bottom segment being the shortest. The bar is outlined in black.

A vertical bar chart consisting of 15 segments. The segments alternate in color, starting with a white segment at the top, followed by a light gray segment, and continuing this pattern down to the bottom. The segments are of varying heights, with the top segment being the tallest and the bottom segment being the shortest.

Segment	Color
1	White
2	Light Gray
3	White
4	Light Gray
5	White
6	Light Gray
7	White
8	Light Gray
9	White
10	Light Gray
11	White
12	Light Gray
13	White
14	Light Gray
15	White

A vertical bar chart consisting of 15 segments. The segments alternate between white and light gray, starting with a white segment at the top. The segments are of varying heights, with the top segment being the tallest and the bottom segment being the shortest. The bar is outlined in black.

Segment	Color
1	White
2	Light Gray
3	White
4	Light Gray
5	White
6	Light Gray
7	White
8	Light Gray
9	White
10	Light Gray
11	White
12	Light Gray
13	White
14	Light Gray
15	White

A vertical bar chart consisting of 15 segments. The segments alternate between white and light gray, starting with a white segment at the top. The segments are of varying heights, with the top segment being the tallest and the bottom segment being the shortest. The bar is outlined in black.

Segment	Color
1	White
2	Light Gray
3	White
4	Light Gray
5	White
6	Light Gray
7	White
8	Light Gray
9	White
10	Light Gray
11	White
12	Light Gray
13	White
14	Light Gray
15	White

A vertical bar chart consisting of 15 segments. The segments alternate in color, starting with a white segment at the top, followed by a light gray segment, and continuing this pattern down to the bottom. The segments are of equal height and are separated by thin white lines. The entire bar is enclosed in a black rectangular border.

A vertical bar chart consisting of 15 segments. The segments alternate in color, starting with a white segment at the top, followed by a light gray segment, and continuing this pattern down to the bottom. The segments are of varying heights, with the top segment being the tallest and the bottom segment being the shortest.

Segment	Color
1	White
2	Light Gray
3	White
4	Light Gray
5	White
6	Light Gray
7	White
8	Light Gray
9	White
10	Light Gray
11	White
12	Light Gray
13	White
14	Light Gray
15	White

***Grand Totals 2	Lieutenant Governor														
	Registration	Ballots Cast	Turnout (%)		Lieutenant Governor Vote for 1 Paul Jerry Hannosh, REF	Bruce Mc Pherson, REP	Kalee Przybylak, NLP	Cruz M. Bustamante, DEM	Jim King, AIP	Donna J. Warren, GRE	Pat Wright, LIB				
Santa Cruz County	135553	80023	59.0		413	36473	776	32917	605	6414	1104				
14th Congressional Distr	41695	25411	60.9		156	12739	249	9417	236	1729	517				
17th Congressional Distr	93858	54612	58.2		257	23734	527	23500	369	4685	587				
11th Senatorial District	82955	48910	59.0		214	20192	548	20991	338	5045	746				
15th Senatorial District	52598	31113	59.2		199	16281	228	11926	267	1369	358				
27th Assembly District	117720	70773	60.1		346	32666	714	28203	508	6162	1026				
28th Assembly District	17833	9250	51.9		67	3807	62	4714	97	252	78				
1st Supervisorial Distri	28713	16828	58.6		86	8262	169	6576	140	1154	209				
2nd Supervisorial Distri	29530	17990	60.9		81	9514	139	6740	131	935	204				
3rd Supervisorial Distri	31604	19209	60.8		70	6799	225	8694	105	2675	230				
4th Supervisorial Distri	15171	7848	51.7		64	3221	46	4013	79	205	61				
5th Supervisorial Distri	30535	18148	59.4		112	8677	197	6894	150	1445	400				
City Of Santa Cruz	34562	20814	60.2		75	7556	259	9296	106	2853	238				
City Of Capitola	5809	3324	57.2		13	1588	26	1395	33	190	48				
City Of Watsonville	12665	6479	51.2		49	2496	38	3503	54	153	53				
City Of Scotts Valley	6711	4186	62.4		26	2585	22	1257	27	156	53				
Unincorporated Area	75806	45220	59.7		250	22248	431	17466	385	3062	712				

A vertical bar chart consisting of 10 segments. The segments alternate in color: white, light gray, white, light gray, white, light gray, white, light gray, white, and light gray. The segments are stacked vertically, with the light gray segments appearing in the 2nd, 4th, 6th, 8th, and 10th positions from the top.

Segment	Color
1	White
2	Light Gray
3	White
4	Light Gray
5	White
6	Light Gray
7	White
8	Light Gray
9	White
10	Light Gray

Secretary of State and Controller																
	Registration	Ballots Cast	Turnout (%)		Secretary Of State Vote for 1 Edward C. Noonan, AIP	Louise M. Allison, NLP	Keith Olberg, REP	Kevin Shelley, DEM	V. Sharpe-Geisler, REF	Larry Shoup, GRE	Gail K. Lightfoot, LIB		Controller Vote for 1 Tom McClintock, REP	Ernest F. Vance, AIP	J. Carlos Aguirre, NLP	Steve Westly, DEM
12081208	281	99	35.2		3	1	29	55	0	5	4		37	1	2	50
20002000	9	0	0.0		0	0	0	0	0	0	0		0	0	0	0
20012001	764	301	39.4		7	14	80	157	5	16	8		86	2	18	151
20022002	6	0	0.0		0	0	0	0	0	0	0		0	0	0	0
20032003	175	0	0.0		0	0	0	0	0	0	0		0	0	0	0
20042004	124	0	0.0		0	0	0	0	0	0	0		0	0	0	0
20052005	49	0	0.0		0	0	0	0	0	0	0		0	0	0	0
20072007	269	0	0.0		0	0	0	0	0	0	0		0	0	0	0
20082008	546	194	35.5		1	6	62	88	4	12	13		69	2	9	83
20092009	11	0	0.0		0	0	0	0	0	0	0		0	0	0	0
20102010	791	289	36.5		2	5	98	116	4	38	6		107	2	5	115
20122012	807	270	33.5		7	6	82	134	3	12	11		85	6	7	145
20142014	151	0	0.0		0	0	0	0	0	0	0		0	0	0	0
20152015	426	182	42.7		3	5	44	87	1	26	10		44	4	7	88
20172017	1043	461	44.2		3	8	162	205	7	24	28		167	6	9	200
20192019	221	0	0.0		0	0	0	0	0	0	0		0	0	0	0
20202020	87	0	0.0		0	0	0	0	0	0	0		0	0	0	0
20212021	111	0	0.0		0	0	0	0	0	0	0		0	0	0	0
20222022	409	170	41.6		3	4	57	79	2	11	5		59	3	0	85
20232023	980	489	49.9		3	10	170	241	7	29	7		164	4	6	255
20242024	675	312	46.2		2	11	73	165	6	26	11		85	4	3	166
20252025	908	392	43.2		4	8	111	200	4	35	13		101	4	7	216
20262026	521	242	46.4		3	8	80	99	5	24	7		76	6	6	109
20272027	396	177	44.7		1	1	38	105	4	17	1		37	2	1	114
20282028	20	0	0.0		0	0	0	0	0	0	0		0	0	0	0
20292029	828	366	44.2		0	5	90	201	5	37	14		100	2	5	207
20302030	911	425	46.7		6	11	109	208	5	51	12		107	2	4	225
20312031	796	365	45.9		5	5	120	173	1	38	4		124	1	4	181
20322032	949	444	46.8		4	7	149	209	4	32	12		158	1	5	211
20332033	1225	552	45.1		3	9	173	272	2	45	22		179	5	5	276
20342034	67	0	0.0		0	0	0	0	0	0	0		0	0	0	0
20352035	1102	537	48.7		3	11	146	290	2	44	15		159	3	6	280
20362036	2	0	0.0		0	0	0	0	0	0	0		0	0	0	0
20372037	417	146	35.0		4	5	55	60	1	9	5		59	5	4	63
20382038	315	132	41.9		1	2	46	60	3	10	2		39	0	2	71
20392039	195	0	0.0		0	0	0	0	0	0	0		0	0	0	0
20402040	347	150	43.2		2	2	51	63	1	21	2		43	0	0	80
20412041	400	124	31.0		1	4	56	48	2	7	1		55	3	3	48
20422042	472	209	44.3		4	2	86	89	2	12	10		83	5	1	91
20442044	26	0	0.0		0	0	0	0	0	0	0		0	0	0	0
20452045	34	0	0.0		0	0	0	0	0	0	0		0	0	0	0
20462046	151	0	0.0		0	0	0	0	0	0	0		0	0	0	0
20472047	71	0	0.0		0	0	0	0	0	0	0		0	0	0	0
20482048	832	318	38.2		4	5	89	151	3	39	8		95	4	5	163
20492049	48	0	0.0		0	0	0	0	0	0	0		0	0	0	0
20502050	35	0	0.0		0	0	0	0	0	0	0		0	0	0	0
20512051	1340	536	40.0		4	8	162	275	5	41	19		155	9	5	299
20522052	1141	492	43.1		5	5	210	219	3	18	11		201	6	6	228
20532053	1159	463	39.9		3	7	176	214	6	21	6		190	3	6	213
20542054	63	0	0.0		0	0	0	0	0	0	0		0	0	0	0
20552055	1016	463	45.6		5	8	156	203	5	34	28		160	5	11	217
20582058	119	0	0.0		0	0	0	0	0	0	0		0	0	0	0
20602060	41	0	0.0		0	0	0	0	0	0	0		0	0	0	0
22012201	977	427	43.7		5	4	100	233	0	40	15		105	10	5	239
22022202	689	265	38.5		2	7	62	131	3	36	13		75	1	4	133
22042204	876	385	43.9		9	5	126	180	2	27	16		129	8	3	190
22052205	842	334	39.7		4	8	79	175	4	35	14		84	9	3	181
22062206	678	266	39.2		3	8	63	133	5	25	11		68	2	6	146
22072207	10	0	0.0		0	0	0	0	0	0	0		0	0	0	0
22082208	916	351	38.3		3	10	89	183	1	40	13		86	6	6	187
23312331	608	281	46.2		5	3	69	169	5	3	9		77	3	9	171
23332333	24	0	0.0		0	0	0	0	0	0	0		0	0	0	0
23412341	309	87	28.2		2	4	24	46	1	3	2		29	1	6	41
30013001	131	0	0.0		0	0	0	0	0	0	0		0	0	0	0
30023002	450	252	56.0		4	2	46	122	2	52	10		42	3	7	124
30033003	865	422	48.8		4	12	73	202	3	86	24		79	8	9	206
30043004	1223	515	42.1		2	7	103	265	5	81	24		109	10	7	277
30053005	16	0	0.0		0	0	0	0	0	0	0		0	0	0	0
30073007	42	0	0.0		0	0	0	0	0	0	0		0	0	0	0

Secretary of State and Controller																
	Registration	Ballots Cast	Turnout (%)		Secretary Of State Vote for 1 Edward C. Noonan, AIP	Louise M. Allison, NLP	Keith Olberg, REP	Kevin Shelley, DEM	V. Sharpe-Geisler, REF	Larry Shoup, GRE	Gail K. Lightfoot, LIB		Controller Vote for 1 Tom McClintock, REP	Ernest F. Vance, AIP	J. Carlos Aguirre, NLP	Steve Westly, DEM
30083008	826	332	40.2		3	11	62	166	6	44	16		67	5	7	178
30093009	33	0	0.0		0	0	0	0	0	0	0		0	0	0	0
30133013	54	0	0.0		0	0	0	0	0	0	0		0	0	0	0
30143014	49	0	0.0		0	0	0	0	0	0	0		0	0	0	0
31013101	294	139	47.3		2	3	50	63	1	18	0		35	1	3	75
31023102	1250	595	47.6		6	15	101	318	10	92	17		105	5	10	340
31033103	1043	453	43.4		5	8	93	254	2	58	8		89	6	10	253
31043104	1224	635	51.9		6	12	96	350	4	103	16		103	2	10	361
31053105	1009	526	52.1		3	8	118	266	5	66	13		116	4	5	299
31083108	982	482	49.1		1	10	46	269	3	109	19		60	3	8	264
31133113	903	436	48.3		3	10	80	224	6	71	11		83	6	12	236
31143114	1193	597	50.0		6	10	53	332	3	135	28		70	5	8	327
31153115	1033	504	48.8		4	22	59	281	2	90	15		69	4	10	292
31163116	917	423	46.1		2	6	50	232	2	91	12		46	4	7	231
31193119	1090	505	46.3		0	6	45	286	7	121	16		52	6	11	285
31213121	1385	630	45.5		6	22	52	330	5	166	20		53	6	16	344
31233123	975	355	36.4		0	8	23	168	4	123	8		35	5	9	167
31253125	759	379	49.9		3	7	62	200	5	68	12		75	4	3	213
31293129	673	367	54.5		1	5	55	207	6	55	7		51	1	5	221
31303130	1143	535	46.8		6	18	88	272	6	77	24		108	6	6	283
31403140	723	401	55.5		2	5	130	204	1	23	11		137	0	5	198
31433143	609	346	56.8		3	7	34	204	3	74	9		27	1	4	224
31453145	1175	530	45.1		0	8	96	294	4	80	15		103	1	6	297
31463146	1132	534	47.2		4	9	43	303	6	114	20		55	3	8	313
31483148	767	357	46.5		1	10	39	185	1	81	8		44	2	7	192
31513151	694	344	49.6		4	6	65	170	3	67	7		69	4	2	187
31533153	1085	527	48.6		5	19	86	278	4	83	15		89	5	8	296
31583158	729	340	46.6		2	8	54	185	4	62	10		48	5	6	202
31603160	648	223	34.4		2	3	9	121	1	74	2		11	0	3	109
31613161	250	124	49.6		0	3	9	60	1	41	3		13	2	1	57
31633163	634	224	35.3		2	12	14	104	0	63	15		20	2	3	95
31653165	365	226	61.9		2	10	4	80	2	102	7		7	3	3	81
31663166	307	150	48.9		0	6	3	52	1	68	5		6	1	2	51
31683168	265	90	34.0		2	4	9	49	1	21	2		7	3	3	52
31693169	256	119	46.5		2	2	7	51	1	44	3		13	1	1	42
31713171	963	471	48.9		7	6	88	259	6	62	18		91	3	6	273
31783178	884	357	40.4		4	12	30	179	2	91	20		34	1	7	193
31813181	556	275	49.5		3	5	24	162	3	60	5		20	2	5	175
40014001	2	0	0.0		0	0	0	0	0	0	0		0	0	0	0
40074007	883	327	37.0		4	8	138	151	2	7	11		147	5	15	136
40084008	256	0	0.0		0	0	0	0	0	0	0		0	0	0	0
40094009	189	0	0.0		0	0	0	0	0	0	0		0	0	0	0
40164016	578	212	36.7		2	4	42	134	4	11	8		42	4	18	121
40184018	436	141	32.3		5	5	22	93	2	4	4		26	2	19	79
40234023	49	0	0.0		0	0	0	0	0	0	0		0	0	0	0
40264026	472	217	46.0		5	10	88	79	2	14	13		90	9	6	86
40274027	11	0	0.0		0	0	0	0	0	0	0		0	0	0	0
40294029	78	0	0.0		0	0	0	0	0	0	0		0	0	0	0
40304030	493	172	34.9		1	1	78	62	1	12	7		91	0	5	58
43104310	657	192	29.2		2	10	21	133	2	8	8		30	1	27	110
43114311	1198	305	25.5		4	11	45	202	8	16	7		45	4	28	192
43174317	231	0	0.0		0	0	0	0	0	0	0		0	0	0	0
43314331	158	0	0.0		0	0	0	0	0	0	0		0	0	0	0
43334333	1293	419	32.4		8	19	56	286	4	10	14		67	5	47	255
43414341	881	287	32.6		4	10	77	159	5	10	9		82	1	20	157
43444344	708	262	37.0		3	11	80	144	0	11	4		89	0	17	134
43454345	149	0	0.0		0	0	0	0	0	0	0		0	0	0	0
43504350	261	93	35.6		1	4	26	50	0	4	2		31	3	4	48
43514351	367	116	31.6		3	1	30	70	2	3	4		27	1	12	67
43544354	941	257	27.3		2	11	71	138	4	8	7		72	0	19	144
43614361	612	199	32.5		2	5	39	120	6	10	7		44	5	17	111
43624362	793	266	33.5		9	11	62	153	5	8	9		77	2	22	142
43634363	387	178	46.0		0	5	76	79	1	4	5		80	1	6	76
43644364	404	171	42.3		1	5	55	94	1	9	4		61	0	9	82
43714371	543	261	48.1		3	5	75	144	1	8	10		78	2	15	151
43724372	497	218	43.9		0	6	53	127	2	12	6		54	0	16	124
43734373	1344	572	42.6		13	13	165	318	1	20	18		175	9	23	321
43744374	300	99	33.0		2	2	14	68	1	4	6		16	1	9	66
50025002	6	0	0.0		0	0	0	0	0	0	0		0	0	0	0

Secretary of State and Controller															
	Registration	Ballots Cast	Turnout (%)	Secretary Of State Vote for 1 Edward C. Noonan, AIP	Louise M. Allison, NLP	Keith Olberg, REP	Kevin Shelley, DEM	V. Sharpe-Geisler, REF	Larry Shoup, GRE	Gail K. Lightfoot, LIB	Controller Vote for 1 Tom McClintock, REP	Ernest F. Vance, AIP	J. Carlos Aguirre, NLP	Steve Westly, DEM	
3															
50045004	637	311	48.8	4	11	79	139	5	45	15	96	2	6	148	
50055005	1078	500	46.4	6	12	135	244	5	44	22	154	9	7	252	
50065006	669	313	46.8	5	4	196	57	1	24	5	193	9	3	62	
50075007	214	0	0.0	0	0	0	0	0	0	0	0	0	0	0	
50085008	99	0	0.0	0	0	0	0	0	0	0	0	0	0	0	
50105010	853	358	42.0	4	3	82	176	9	45	20	87	10	1	191	
50115011	791	342	43.2	3	8	71	156	7	60	22	84	8	4	164	
50125012	1181	539	45.6	5	9	137	257	4	77	18	150	7	7	273	
50135013	68	0	0.0	0	0	0	0	0	0	0	0	0	0	0	
50145014	215	0	0.0	0	0	0	0	0	0	0	0	0	0	0	
50155015	190	0	0.0	0	0	0	0	0	0	0	0	0	0	0	
50165016	964	433	44.9	5	13	114	191	4	69	22	121	7	10	207	
50175017	80	0	0.0	0	0	0	0	0	0	0	0	0	0	0	
50185018	736	335	45.5	4	2	95	167	6	21	25	106	6	1	173	
50195019	826	414	50.1	4	12	106	181	9	45	34	121	11	7	196	
50205020	777	317	40.8	5	5	66	160	6	41	19	78	4	5	169	
50215021	299	110	36.8	1	2	23	44	5	19	12	27	1	2	46	
50225022	690	287	41.6	2	4	90	138	4	26	15	92	2	2	144	
50235023	875	348	39.8	6	9	89	178	4	36	16	104	1	7	182	
50245024	33	0	0.0	0	0	0	0	0	0	0	0	0	0	0	
50255025	43	0	0.0	0	0	0	0	0	0	0	0	0	0	0	
50265026	376	142	37.8	3	4	27	68	1	17	16	32	6	3	76	
50275027	961	433	45.1	11	19	86	216	11	50	28	99	11	11	230	
50285028	143	0	0.0	0	0	0	0	0	0	0	0	0	0	0	
50305030	114	0	0.0	0	0	0	0	0	0	0	0	0	0	0	
50325032	296	147	49.7	2	1	66	57	2	8	5	67	2	0	63	
50335033	380	145	38.2	0	5	38	61	2	21	11	45	7	4	57	
50345034	244	0	0.0	0	0	0	0	0	0	0	0	0	0	0	
50355035	194	0	0.0	0	0	0	0	0	0	0	0	0	0	0	
50365036	375	182	48.5	1	3	44	93	3	27	8	43	2	3	102	
50375037	370	182	49.2	5	4	69	66	4	16	11	67	2	7	81	
50385038	210	0	0.0	0	0	0	0	0	0	0	0	0	0	0	
50435043	1160	456	39.3	8	8	151	211	8	36	19	161	11	4	220	
50445044	3	0	0.0	0	0	0	0	0	0	0	0	0	0	0	
50455045	40	0	0.0	0	0	0	0	0	0	0	0	0	0	0	
50485048	339	130	38.3	0	6	43	55	1	15	7	45	4	4	61	
50495049	573	215	37.5	4	1	82	96	2	12	12	90	6	4	91	
50505050	231	0	0.0	0	0	0	0	0	0	0	0	0	0	0	
50515051	84	0	0.0	0	0	0	0	0	0	0	0	0	0	0	
50525052	400	200	50.0	1	2	68	86	0	24	5	64	0	2	98	
50535053	49	0	0.0	0	0	0	0	0	0	0	0	0	0	0	
50545054	34	0	0.0	0	0	0	0	0	0	0	0	0	0	0	
50555055	575	247	43.0	3	8	62	107	4	40	13	57	3	3	123	
50565056	794	355	44.7	11	7	62	175	7	54	30	84	7	5	173	
51015101	1189	363	30.5	1	6	49	199	7	70	7	56	6	8	199	
51085108	1276	522	40.9	6	16	63	261	9	125	21	75	5	13	281	
51105110	1040	490	47.1	5	12	83	250	12	81	19	102	3	9	260	
51145114	531	222	41.8	0	3	20	116	4	55	6	23	0	2	127	
51625162	519	278	53.6	0	7	14	160	3	72	5	15	2	3	162	
54015401	859	461	53.7	1	3	200	174	4	26	10	197	6	2	181	
54025402	557	212	38.1	1	2	103	86	1	6	1	93	4	1	87	
54035403	1181	497	42.1	8	14	190	210	3	36	12	198	2	11	218	
54055405	939	334	35.6	3	8	131	117	3	29	18	134	6	7	138	
54065406	1011	388	38.4	4	10	191	127	6	20	10	207	5	3	129	
54075407	971	429	44.2	6	3	195	165	4	21	9	197	3	2	182	
54095409	6	0	0.0	0	0	0	0	0	0	0	0	0	0	0	
54115411	126	0	0.0	0	0	0	0	0	0	0	0	0	0	0	
54135413	1061	493	46.5	6	12	199	200	5	31	20	207	9	8	203	
80010021002	1351	224	16.6	5	4	70	91	2	31	10	73	1	1	99	
80010051005	1150	189	16.4	3	6	60	85	2	13	8	64	1	3	97	
80010061006	929	176	18.9	0	6	46	93	2	18	5	51	0	1	89	
80010071007	34	19	55.9	0	0	8	10	0	0	1	7	0	0	11	
80010081008	997	163	16.3	2	7	49	75	2	8	8	53	3	3	77	
80010091009	1410	230	16.3	8	8	54	116	4	14	13	61	8	6	122	
80010101010	26	18	69.2	0	1	4	5	0	5	1	5	0	0	7	
80010111011	1218	211	17.3	3	9	38	117	7	24	11	49	4	7	113	
80010121012	715	231	32.3	1	1	101	101	1	13	5	99	2	1	104	
80010131013	185	124	67.0	0	7	30	56	1	16	9	34	1	3	61	
80010141014	98	60	61.2	0	4	25	24	0	3	1	20	0	1	27	

Secretary of State and Controller														
	Registration	Ballots Cast	Turnout (%)	Secretary Of State Vote for 1 Edward C. Noonan, AIP	Louise M. Allison, NLP	Keith Olberg, REP	Kevin Shelley, DEM	V. Sharpe-Geisler, REF	Larry Shoup, GRE	Gail K. Lightfoot, LIB	Controller Vote for 1 Tom McClintock, REP	Ernest F. Vance, AIP	J. Carlos Aguirre, NLP	Steve Westly, DEM
80010151015	22	13	59.1	2	1	3	5	0	1	0	4	2	0	4
80010161016	88	53	60.2	2	2	13	22	0	11	2	13	1	1	22
80010171017	788	113	14.3	2	2	34	52	3	10	4	34	2	1	60
80010181018	657	121	18.4	0	0	38	65	0	12	3	36	0	2	62
80010191019	549	74	13.5	1	0	23	35	0	9	1	22	1	0	39
80010201020	874	138	15.8	3	4	35	74	1	9	5	36	4	3	72
80010211021	2	0	0.0	0	0	0	0	0	0	0	0	0	0	0
80010221022	781	119	15.2	5	11	27	59	0	10	5	34	6	2	62
80010231023	189	110	58.2	1	0	42	47	4	7	4	48	1	0	45
80010241024	707	95	13.4	2	2	31	49	3	3	1	27	0	0	57
80010251025	31	21	67.7	0	1	12	5	0	1	1	12	0	1	4
80010261026	383	66	17.2	1	0	18	32	0	6	5	17	0	1	37
80010271027	1327	273	20.6	4	6	72	156	4	15	5	74	1	7	167
80010281028	793	117	14.8	0	3	44	48	0	10	5	46	1	1	53
80010291029	150	100	66.7	0	0	33	47	1	10	2	36	1	1	47
80010311031	232	143	61.6	1	3	47	65	2	14	7	47	1	1	70
80010321032	506	105	20.8	2	5	36	43	1	10	0	37	0	0	48
80010351035	215	143	66.5	2	3	45	80	0	5	3	52	2	0	77
80010361036	1082	226	20.9	0	4	71	108	3	16	7	62	2	1	120
80010371037	437	53	12.1	0	0	16	30	0	4	1	21	1	1	25
80010381038	732	142	19.4	4	2	55	59	3	5	6	62	2	1	61
80010391039	401	141	35.2	0	8	41	72	1	3	10	48	7	1	71
80010401040	78	42	53.8	1	1	7	18	1	8	5	10	4	0	16
80010411041	638	85	13.3	1	3	21	43	0	5	4	22	1	0	46
80010421042	916	214	23.4	4	7	69	98	3	14	9	75	1	2	114
80010441044	32	11	34.4	0	0	2	7	0	1	0	1	0	0	8
80010451045	84	57	67.9	1	1	19	22	1	7	2	21	1	1	22
80010471047	463	107	23.1	0	0	29	58	3	6	6	36	2	0	55
80010481048	504	102	20.2	0	0	67	21	0	3	1	69	0	0	19
80010491049	514	77	15.0	0	0	21	35	0	8	5	25	0	0	35
80010501050	596	142	23.8	1	3	75	43	2	7	4	79	0	1	42
80010511051	9	0	0.0	0	0	0	0	0	0	0	0	0	0	0
80010521052	115	64	55.7	0	1	26	26	0	2	4	29	3	0	23
80010541054	23	21	91.3	0	0	7	12	0	0	1	6	0	0	12
80010551055	10	0	0.0	0	0	0	0	0	0	0	0	0	0	0
80010561056	171	97	56.7	0	0	50	33	0	7	3	47	2	1	36
80010571057	231	154	66.7	0	5	63	58	0	13	13	60	1	4	69
80010581058	35	30	85.7	0	0	14	8	0	0	4	15	1	0	9
80010591059	30	18	60.0	0	1	7	3	0	5	0	7	0	0	4
80010601060	7	0	0.0	0	0	0	0	0	0	0	0	0	0	0
80010611061	2	0	0.0	0	0	0	0	0	0	0	0	0	0	0
80010621062	10	0	0.0	0	0	0	0	0	0	0	0	0	0	0
80010631063	1151	211	18.3	3	5	72	101	1	12	9	75	1	0	109
80010641064	70	50	71.4	2	0	20	14	0	10	2	19	1	2	17
80010671067	86	54	62.8	2	0	19	26	0	6	1	19	0	0	23
80010681068	598	132	22.1	1	2	64	45	0	12	4	63	1	1	53
80010691069	109	47	43.1	1	1	10	29	0	4	2	13	2	0	28
80010751075	15	0	0.0	0	0	0	0	0	0	0	0	0	0	0
80010761076	29	22	75.9	1	1	4	8	0	7	0	6	0	2	9
80010771077	49	33	67.3	0	1	6	19	0	4	3	8	0	0	20
80010781078	162	108	66.7	0	3	35	47	2	12	5	41	0	3	45
80010791079	4	4	100.0	0	0	1	3	0	0	0	2	0	0	2
80011011101	648	127	19.6	0	3	44	69	1	3	4	37	3	1	79
80011031103	767	172	22.4	2	6	56	78	2	8	6	74	1	1	68
80011131113	677	199	29.4	4	2	112	60	2	3	2	116	2	0	68
80012011201	239	118	49.4	0	5	26	77	1	5	1	33	2	2	65
80012021202	297	60	20.2	1	1	20	31	0	2	1	23	0	0	29
80012031203	4	0	0.0	0	0	0	0	0	0	0	0	0	0	0
80012081208	281	75	26.7	1	1	16	50	1	0	1	18	0	0	51
80020002000	9	1	11.1	0	0	0	1	0	0	0	0	0	0	1
80020012001	764	112	14.7	2	4	42	54	0	3	5	46	1	2	54
80020022002	6	1	16.7	0	0	0	0	0	0	1	0	1	0	0
80020032003	175	113	64.6	2	3	48	39	1	6	3	50	3	4	39
80020042004	124	89	71.8	0	4	17	52	0	13	3	18	2	1	54
80020052005	49	31	63.3	0	1	14	8	0	2	2	15	0	0	9
80020072007	269	152	56.5	1	4	25	76	4	23	12	32	4	3	75
80020082008	546	101	18.5	1	4	35	50	0	7	1	35	2	6	44
80020092009	11	7	63.6	0	0	6	1	0	0	0	6	0	0	1
80020102010	791	197	24.9	2	2	83	79	0	8	10	87	4	1	82

Secretary of State and Controller														
	Registration	Ballots Cast	Turnout (%)	Secretary Of State Vote for 1 Edward C. Noonan, AIP	Louise M. Allison, NLP	Keith Olberg, REP	Kevin Shelley, DEM	V. Sharpe-Geisler, REF	Larry Shoup, GRE	Gail K. Lightfoot, LIB	Controller Vote for 1 Tom McClintock, REP	Ernest F. Vance, AIP	J. Carlos Aguirre, NLP	Steve Westly, DEM
80020122012	807	165	20.4	6	9	45	90	1	4	9	48	2	4	99
80020142014	151	108	71.5	1	4	45	42	0	7	3	49	3	1	45
80020152015	426	67	15.7	1	4	18	33	1	6	1	17	1	2	38
80020172017	1043	167	16.0	2	3	71	69	1	8	5	78	2	1	65
80020192019	221	59	26.7	0	2	26	20	0	6	5	30	0	1	20
80020202020	87	56	64.4	0	0	27	16	1	5	3	25	0	1	18
80020212021	111	77	69.4	3	2	41	27	0	3	1	46	1	2	23
80020222022	409	79	19.3	1	0	43	28	1	3	1	40	1	1	31
80020232023	980	181	18.5	1	3	70	89	0	6	5	69	2	1	91
80020242024	675	130	19.3	1	4	38	68	3	2	9	42	0	4	71
80020252025	908	174	19.2	2	3	71	68	2	11	6	74	1	0	76
80020262026	521	100	19.2	2	0	33	50	1	5	3	39	1	1	41
80020272027	396	78	19.7	1	3	16	47	0	6	4	21	1	0	43
80020282028	20	12	60.0	3	1	0	3	1	2	1	0	3	0	4
80020292029	828	119	14.4	3	2	35	64	1	8	1	41	2	1	58
80020302030	911	138	15.1	4	2	54	58	2	11	4	60	1	1	53
80020312031	796	183	23.0	0	4	71	76	1	19	7	76	1	2	82
80020322032	949	206	21.7	0	4	77	99	0	10	3	81	3	1	96
80020332033	1225	198	16.2	1	3	74	97	1	9	5	76	4	3	94
80020342034	67	32	47.8	0	0	9	21	0	1	0	9	1	0	16
80020352035	1102	174	15.8	0	3	58	91	0	5	4	54	1	1	98
80020362036	2	0	0.0	0	0	0	0	0	0	0	0	0	0	0
80020372037	417	76	18.2	0	3	32	33	0	1	1	36	0	2	32
80020382038	315	50	15.9	0	1	26	20	0	2	0	22	0	1	25
80020392039	195	115	59.0	1	2	57	39	1	9	0	59	2	0	37
80020402040	347	64	18.4	0	3	23	30	0	3	1	23	1	1	31
80020412041	400	96	24.0	1	1	31	48	1	5	4	36	1	1	47
80020422042	472	102	21.6	0	5	50	36	0	3	2	51	1	1	44
80020442044	26	25	96.2	0	0	8	14	0	0	0	7	1	0	12
80020452045	34	20	58.8	0	0	3	7	0	4	1	6	0	0	7
80020462046	151	104	68.9	2	1	49	33	0	7	8	54	1	0	37
80020472047	71	31	43.7	0	0	11	12	1	3	2	8	1	0	14
80020482048	832	170	20.4	1	2	50	91	1	8	3	57	2	1	90
80020492049	48	20	41.7	0	0	7	11	0	1	0	6	0	0	12
80020502050	35	19	54.3	1	0	11	5	0	0	2	11	1	0	7
80020512051	1340	265	19.8	1	8	90	138	3	11	7	91	3	2	135
80020522052	1141	274	24.0	3	1	142	96	2	7	3	146	5	0	98
80020532053	1159	301	26.0	4	2	138	129	2	11	5	144	1	2	130
80020542054	63	38	60.3	0	0	7	23	0	5	0	7	0	0	23
80020552055	1016	185	18.2	2	3	72	75	3	9	4	81	2	1	74
80020582058	119	85	71.4	1	1	35	40	1	1	3	39	1	0	40
80020602060	41	41	100.0	0	1	10	24	1	2	2	14	0	1	24
80022012201	977	152	15.6	3	3	49	71	2	9	5	49	4	2	75
80022022202	689	126	18.3	2	4	36	61	1	11	4	41	4	0	62
80022042204	876	172	19.6	5	0	64	81	3	7	8	74	3	1	83
80022052205	842	184	21.9	2	1	55	97	3	10	6	54	4	0	100
80022062206	678	94	13.9	1	0	29	51	0	3	3	27	0	2	52
80022072207	10	0	0.0	0	0	0	0	0	0	0	0	0	0	0
80022082208	916	130	14.2	2	3	39	70	2	6	2	37	3	0	74
80023312331	608	85	14.0	1	5	19	42	3	3	8	19	3	9	44
80023323333	24	9	37.5	0	0	2	6	0	1	0	2	0	2	5
80023412341	309	53	17.2	0	0	14	35	0	1	0	13	0	1	34
80030013001	131	83	63.4	0	0	14	50	0	16	2	14	1	2	49
80030023002	450	40	8.9	0	3	17	13	0	5	1	17	0	2	13
80030033003	865	154	17.8	1	4	37	78	0	15	9	41	1	2	83
80030043004	1223	272	22.2	5	7	70	137	3	34	7	71	2	5	142
80030053005	16	7	43.8	0	0	5	0	0	1	1	5	0	1	0
80030073007	42	31	73.8	0	0	3	18	0	4	5	4	0	0	17
80030083008	826	137	16.6	1	4	34	71	3	10	3	38	3	2	67
80030093009	33	25	75.8	0	0	10	9	0	5	0	12	0	1	9
80030133013	54	37	68.5	0	1	8	17	0	5	1	8	0	2	18
80030143014	49	13	26.5	0	1	1	8	0	3	0	0	1	1	8
80031013101	294	85	28.9	0	1	23	48	0	6	2	27	3	1	44
80031023102	1250	251	20.1	0	1	78	124	1	22	5	76	3	1	133
80031033103	1043	192	18.4	1	3	51	97	1	24	4	57	0	1	102
80031043104	1224	138	11.3	1	1	35	84	0	7	1	36	1	1	80
80031053105	1009	209	20.7	2	1	84	89	2	11	5	83	0	2	96
80031083108	982	146	14.9	0	1	34	79	0	16	2	30	1	0	86
80031133113	903	116	12.8	0	2	22	69	0	13	5	25	1	5	71

Secretary of State and Controller															
	Registration	Ballots Cast	Turnout (%)	Secretary Of State Vote for 1 Edward C. Noonan, AIP	Louise M. Allison, NLP	Keith Olberg, REP	Kevin Shelley, DEM	V. Sharpe-Geisler, REF	Larry Shoup, GRE	Gail K. Lightfoot, LIB	Controller Vote for 1 Tom McClintock, REP	Ernest F. Vance, AIP	J. Carlos Aguirre, NLP	Steve Westly, DEM	
80031143114	1193	111	9.3	0	3	20	58	3	21	3	20	2	2	62	
80031153115	1033	155	15.0	3	11	27	80	3	10	11	33	0	4	91	
80031163116	917	109	11.9	0	2	26	64	0	13	3	27	1	1	60	
80031193119	1090	99	9.1	1	1	16	59	1	12	3	18	0	5	50	
80031213121	1385	118	8.5	1	3	15	65	3	20	1	19	0	3	61	
80031233123	975	107	11.0	1	3	36	45	3	6	4	34	1	2	51	
80031253125	759	166	21.9	2	1	51	70	1	20	8	49	2	1	82	
80031293129	673	115	17.1	0	1	22	70	1	12	3	24	0	0	71	
80031303130	1143	203	17.8	2	2	60	103	4	12	6	58	0	2	110	
80031403140	723	155	21.4	0	2	65	67	0	6	2	68	0	1	68	
80031433143	609	82	13.5	0	0	20	41	0	6	4	30	0	1	37	
80031453145	1175	237	20.2	0	3	67	113	4	29	2	68	3	0	115	
80031463146	1132	138	12.2	0	1	29	76	3	21	1	32	0	1	74	
80031483148	767	66	8.6	0	2	11	31	2	12	5	12	0	1	38	
80031513151	694	94	13.5	0	2	40	40	0	6	0	36	0	2	43	
80031533153	1085	149	13.7	0	1	26	87	2	20	6	29	2	2	86	
80031583158	729	106	14.5	1	3	15	63	1	17	4	17	1	1	62	
80031603160	648	10	1.5	0	1	0	4	0	2	2	0	2	0	3	
80031613161	250	0	0.0	0	0	0	0	0	0	0	0	0	0	0	
80031633163	634	11	1.7	0	1	1	8	0	0	0	0	0	2	6	
80031653165	365	11	3.0	0	0	1	6	0	4	0	1	0	0	6	
80031663166	307	0	0.0	0	0	0	0	0	0	0	0	0	0	0	
80031683168	265	0	0.0	0	0	0	0	0	0	0	0	0	0	0	
80031693169	256	0	0.0	0	0	0	0	0	0	0	0	0	0	0	
80031713171	963	160	16.6	5	3	53	67	1	14	8	60	4	4	64	
80031783178	884	96	10.9	1	3	16	49	2	13	6	16	3	2	52	
80031813181	556	55	9.9	1	1	11	31	0	8	1	14	0	0	32	
80040014001	2	1	50.0	0	0	0	0	0	1	0	0	0	0	0	
80040074007	883	198	22.4	4	6	75	87	2	7	7	87	2	2	86	
80040084008	256	113	44.1	0	3	27	72	0	6	3	37	0	8	57	
80040094009	189	100	52.9	1	4	30	47	1	4	6	42	0	8	42	
80040164016	578	69	11.9	1	2	15	39	2	1	3	14	0	4	43	
80040184018	436	60	13.8	1	1	11	41	0	1	1	11	1	8	36	
80040234023	49	29	59.2	1	1	9	7	0	6	2	12	0	1	7	
80040264026	472	78	16.5	1	2	42	25	0	1	4	47	0	1	25	
80040274027	11	0	0.0	0	0	0	0	0	0	0	0	0	0	0	
80040294029	78	55	70.5	0	1	28	12	0	6	4	26	1	0	13	
80040304030	493	112	22.7	0	2	45	49	2	4	2	47	0	0	49	
80043104310	657	78	11.9	0	0	6	60	0	3	4	8	0	4	56	
80043114311	1198	159	13.3	3	8	20	117	0	5	1	19	3	18	108	
80043174317	231	81	35.1	1	9	10	49	2	4	3	11	1	16	45	
80043314331	158	65	41.1	4	3	5	44	1	2	3	8	0	10	43	
80043334333	1293	236	18.3	3	11	47	154	2	6	6	53	0	11	150	
80043414341	881	94	10.7	3	2	22	56	3	3	4	22	3	5	57	
80043444344	708	84	11.9	1	3	29	45	0	2	3	31	1	1	48	
80043454345	149	62	41.6	0	2	19	37	0	2	1	28	1	6	25	
80043504350	261	35	13.4	0	0	10	19	0	3	0	11	0	0	19	
80043514351	367	70	19.1	0	2	18	38	0	0	7	24	0	2	35	
80043544354	941	166	17.6	1	5	36	103	3	4	8	40	4	8	103	
80043614361	612	101	16.5	2	3	20	66	2	5	1	22	1	6	64	
80043624362	793	105	13.2	1	0	17	74	1	1	4	24	1	2	67	
80043634363	387	70	18.1	1	2	33	27	0	3	1	32	0	1	30	
80043644364	404	68	16.8	1	2	25	32	0	1	2	38	0	2	23	
80043714371	543	101	18.6	1	1	43	39	0	4	3	37	1	3	47	
80043724372	497	95	19.1	0	6	22	59	1	1	1	26	0	3	62	
80043734373	1344	323	24.0	11	9	132	136	2	10	14	137	11	8	144	
80043744374	300	76	25.3	1	0	25	43	0	1	4	22	0	4	44	
80050025002	6	0	0.0	0	0	0	0	0	0	0	0	0	0	0	
80050045004	637	87	13.7	3	4	28	33	2	12	5	30	1	2	40	
80050055005	1078	144	13.4	1	4	48	65	4	9	8	58	3	2	66	
80050065006	669	101	15.1	0	2	55	29	3	7	3	55	1	4	27	
80050075007	214	125	58.4	1	3	36	59	1	15	6	39	3	3	59	
80050085008	99	55	55.6	0	0	22	19	1	5	6	26	1	1	18	
80050105010	853	126	14.8	2	5	34	62	2	13	1	42	1	2	57	
80050115011	791	87	11.0	0	2	24	43	0	10	4	23	1	1	45	
80050125012	1181	180	15.2	1	4	65	82	2	13	9	73	0	2	75	
80050135013	68	32	47.1	0	0	13	11	1	3	4	10	1	0	16	
80050145014	215	105	48.8	2	2	20	52	0	16	12	23	3	2	56	
80050155015	190	102	53.7	2	2	23	54	2	10	6	23	3	5	53	

Secretary of State and Controller															
	Registration	Ballots Cast	Turnout (%)	Secretary Of State Vote for 1 Edward C. Noonan, AIP	Louise M. Allison, NLP	Keith Olberg, REP	Kevin Shelley, DEM	V. Sharpe-Geisler, REF	Larry Shoup, GRE	Gail K. Lightfoot, LIB	Controller Vote for 1 Tom McClintock, REP	Ernest F. Vance, AIP	J. Carlos Aguirre, NLP	Steve Westly, DEM	
80050165016	964	133	13.8	1	1	49	60	3	9	1	53	0	1	57	
80050175017	80	41	51.3	0	1	13	19	0	6	0	15	0	0	18	
80050185018	736	103	14.0	2	2	38	41	0	5	7	43	1	0	43	
80050195019	826	111	13.4	0	2	32	51	4	7	8	35	2	1	53	
80050205020	777	105	13.5	2	2	23	64	0	8	4	27	2	1	64	
80050215021	299	58	19.4	0	2	16	24	0	11	2	16	0	1	24	
80050225022	690	140	20.3	3	5	42	56	4	16	9	48	5	0	63	
80050235023	875	130	14.9	1	3	45	63	1	2	10	50	1	3	65	
80050245024	33	22	66.7	0	2	3	13	0	2	1	3	0	0	16	
80050255025	43	25	58.1	0	0	11	13	0	1	0	12	0	0	12	
80050265026	376	53	14.1	2	0	18	23	1	2	6	18	3	2	20	
80050275027	961	123	12.8	2	5	22	64	0	13	8	31	2	5	66	
80050285028	143	85	59.4	0	3	30	36	0	9	2	31	0	0	39	
80050305030	114	78	68.4	0	1	35	25	1	5	9	40	0	0	28	
80050325032	296	50	16.9	0	0	24	18	1	0	1	27	1	0	18	
80050335033	380	79	20.8	1	1	37	26	0	10	0	39	0	1	26	
80050345034	244	159	65.2	3	1	69	58	1	11	5	75	3	0	54	
80050355035	194	125	64.4	4	1	55	53	1	6	1	53	2	3	56	
80050365036	375	57	15.2	0	2	20	28	0	2	1	22	0	1	27	
80050375037	370	57	15.4	0	1	30	15	1	2	2	33	0	1	18	
80050385038	210	150	71.4	1	2	72	58	2	3	4	78	1	0	54	
80050435043	1160	231	19.9	2	2	94	100	3	9	13	105	3	1	103	
80050445044	3	3	100.0	0	0	1	2	0	0	0	1	0	0	1	
80050455045	40	25	62.5	0	4	9	9	0	2	1	9	0	3	10	
80050485048	339	70	20.6	0	4	20	33	1	6	5	23	0	2	34	
80050495049	573	140	24.4	0	2	54	64	0	8	4	57	1	1	67	
80050505050	231	151	65.4	2	0	51	62	1	17	10	60	0	1	65	
80050515051	84	56	66.7	0	2	24	23	1	2	2	26	0	1	22	
80050525052	400	67	16.8	3	1	32	24	0	3	3	34	1	1	27	
80050535053	49	30	61.2	0	0	15	12	0	1	0	12	0	0	16	
80050545054	34	24	70.6	0	0	7	13	0	2	0	8	0	0	14	
80050555055	575	83	14.4	0	1	30	40	2	4	6	34	1	0	37	
80050565056	794	120	15.1	2	6	24	64	1	10	7	28	1	4	62	
80051015101	1189	171	14.4	0	6	52	70	2	26	4	47	0	3	79	
80051085108	1276	157	12.3	0	10	33	82	1	13	8	39	2	2	89	
80051105110	1040	173	16.6	3	5	51	84	1	17	6	53	0	2	90	
80051145114	531	78	14.7	0	1	16	39	2	12	2	18	0	0	42	
80051625162	519	39	7.5	0	1	5	24	0	5	0	5	0	0	25	
80054015401	859	147	17.1	2	2	46	72	1	7	6	52	2	2	71	
80054025402	557	180	32.3	1	2	103	58	0	3	4	94	2	2	62	
80054035403	1181	196	16.6	3	3	73	85	3	14	5	86	1	2	83	
80054055405	939	175	18.6	0	3	82	70	2	8	5	88	1	2	65	
80054065406	1011	151	14.9	6	2	63	51	2	13	4	74	4	0	56	
80054075407	971	226	23.3	4	4	96	105	2	1	4	95	3	5	112	
80054095409	6	4	66.7	0	0	1	2	0	1	0	2	0	0	2	
80054115411	126	75	59.5	1	0	41	20	0	7	2	45	2	0	19	
80054135413	1061	218	20.5	3	4	95	82	4	14	9	104	4	3	79	
Precinct Totals	135553	53595	39.5	571	1206	13083	26682	603	6648	1956	13798	658	1142	27602	
Absentee Totals	135553	26428	19.5	291	591	8699	12474	254	1858	945	9286	314	436	12690	
Grand Totals	135553	80023	59.0	862	1797	21782	39156	857	8506	2901	23084	972	1578	40292	

Laura Wells, GRE
81
62
68
0
58
97
0
49
20
0
0
0
58
45
38
55
0
38
0
43
0
22
56
57
0
0
30
0
54
13
23
11
0
36
25
0
0
28
9
27
20
0
0
0
0
0
0
0
0
0
41
0
0
21
0
0
0
0
0
47
30
12
0
7
0

Laura Wells, GRE
70
200
00
00
00
22
00
37
11
00
30
53
00
00
15
39
35
47
22
16
00
38
58
40
35
57
00
56
00
89
00
22
88
19
00
00
00
35
00
52
26
24
00
44
00
00
39
40
34
35
25
00
47
50
60
00
62
100
88
00
00

Laura Wells, GRE
56
0
0
0
21
97
63
118
60
118
73
137
93
108
128
176
118
63
58
98
30
71
91
121
86
64
93
57
84
39
81
111
75
18
48
69
100
61
0
13
0
0
15
8
0
20
0
0
10
10
14
0
0
14
14
12
0
2
6
6
6
12
5
12
5
13
20
5
0

Laura Wells, GRE
43
46
21
0
0
54
65
71
0
0
71
0
31
53
50
28
33
46
0
0
19
64
0
0
8
21
0
0
30
19
0
40
0
0
12
13
0
0
23
0
0
49
71
78
123
85
54
71
37
10
43
28
28
21
0
0
42
32
16
26
1
17
22
5
30
12
20
8

Laura Wells, GRE
2
15
9
18
8
16
0
11
8
7
2
6
17
10
11
15
12
6
23
4
7
8
9
7
16
1
9
9
3
10
13
0
4
2
0
5
18
1
5
0
0
0
19
7
9
10
3
0
5
5
16
0
2
12
3
12
2
0
5
0
7
0
9
14
3
29
10
0
12

Laura Wells, GRE
11
7
8
14
6
6
5
3
9
7
13
12
11
4
10
16
16
13
16
3
7
0
2
1
9
2
6
2
1
4
8
6
10
0
0
22
13
13
5
16
2
1
14
14
10
15
6
0
11
5
0
4
17
7
19
43
1
9
14
3
6
3
8
21
24
8
13
20
9

Laura Wells, GRE
21
22
19
21
22
12
19
15
18
5
6
36
24
13
5
23
23
4
0
2
4
0
0
0
18
19
8
1
12
8
6
2
2
7
2
0
10
8
4
7
4
3
15
4
3
2
3
5
5
6
6
5
3
6
1
12
3
0
14
12
8
15
6
20
12
25
4
18
11

Laura Wells, GRE
13
7
9
10
9
13
21
4
1
1
6
13
10
8
1
12
15
6
4
2
8
11
1
3
7
7
19
4
3
2
2
10
19
31
15
22
13
6
8
4
10
13
12
6
0
5
22
7354
2421
9775

***Grand Totals	Secretary of State and Controller													
3	Registration	Ballots Cast	Turnout (%)	Secretary Of State Vote for 1 Edward C. Noonan, AIP	Louise M. Allison, NLP	Keith Olberg, REP	Kevin Shelley, DEM	V. Sharpe-Geisler, REF	Larry Shoup, GRE	Gail K. Lightfoot, LIB	Controller Vote for 1 Tom McClintock, REP	Ernest F. Vance, AIP	J. Carlos Aguirre, NLP	Steve Westly, DEM
Santa Cruz County	135553	80023	59.0	862	1797	21782	39156	857	8506	2901	23084	972	1578	40292
14th Congressional Distr	41695	25411	60.9	297	528	8499	11128	296	2334	1155	9082	380	412	11483
17th Congressional Distr	93858	54612	58.2	565	1269	13283	28028	561	6172	1746	14002	592	1166	28809
11th Senatorial District	82955	48910	59.0	478	1107	10971	24765	552	6572	1822	11695	576	733	25772
15th Senatorial District	52598	31113	59.2	384	690	10811	14391	305	1934	1079	11389	396	845	14520
27th Assembly District	117720	70773	60.1	714	1499	19298	33983	759	8168	2581	20376	863	1014	35311
28th Assembly District	17833	9250	51.9	148	298	2484	5173	98	338	320	2708	109	564	4981
1st Supervisorial Distri	28713	16828	58.6	195	386	4812	8094	187	1647	637	5055	226	244	8498
2nd Supervisorial Distri	29530	17990	60.9	199	359	5894	8595	175	1280	585	6118	231	267	8837
3rd Supervisorial Distri	31604	19209	60.8	141	417	3253	10035	175	3397	611	3450	171	309	10355
4th Supervisorial Distri	15171	7848	51.7	117	247	2134	4381	78	290	265	2340	86	496	4188
5th Supervisorial Distri	30535	18148	59.4	210	388	5689	8051	242	1892	803	6121	258	262	8414
City Of Santa Cruz	34562	20814	60.2	154	460	3644	10817	213	3605	626	3870	172	322	11224
City Of Capitola	5809	3324	57.2	46	63	906	1720	29	265	125	964	60	36	1762
City Of Watsonville	12665	6479	51.2	99	209	1612	3781	69	216	209	1761	69	428	3645
City Of Scotts Valley	6711	4186	62.4	49	72	1809	1624	40	237	119	1873	54	50	1687
Unincorporated Area	75806	45220	59.7	514	993	13811	21214	506	4183	1822	14616	617	742	21974

Laura Wells, GRE
9775
2816
6959
7405
2370
9316
459
1914
1592
3718
377
2174
3894
323
273
289
4996

***Absentee Totals				Secretary of State and Controller											
3	Registration	Ballots Cast	Turnout (%)	Secretary Of State Vote for 1 Edward C. Noonan, AIP	Louise M. Allison, NLP	Keith Olberg, REP	Kevin Shelley, DEM	V. Sharpe-Geisler, REF	Larry Shoup, GRE	Gail K. Lightfoot, LIB	Controller Vote for 1 Tom McClintock, REP	Ernest F. Vance, AIP	J. Carlos Aguirre, NLP	Steve Westly, DEM	
Santa Cruz County	135553	26428	19.5	291	591	8699	12474	254	1858	945	9286	314	436	12690	
14th Congressional Distr	41695	9893	23.7	100	206	3583	4292	98	753	412	3855	118	145	4327	
17th Congressional Distr	93858	16535	17.6	191	385	5116	8182	156	1105	533	5431	196	291	8363	
11th Senatorial District	82955	13854	16.7	147	316	4074	6805	145	1146	510	4358	153	168	6988	
15th Senatorial District	52598	12574	23.9	144	275	4625	5669	109	712	435	4928	161	268	5702	
27th Assembly District	117720	23103	19.6	238	482	7767	10637	227	1747	824	8257	274	270	10902	
28th Assembly District	17833	3325	18.6	53	109	932	1837	27	111	121	1029	40	166	1788	
1st Supervisorial Distri	28713	6644	23.1	80	163	2203	3068	67	490	251	2333	84	72	3186	
2nd Supervisorial Distri	29530	6393	21.6	73	128	2351	2934	52	342	201	2478	92	75	2969	
3rd Supervisorial Distri	31604	4489	14.2	29	80	1154	2288	44	481	136	1209	38	66	2342	
4th Supervisorial Distri	15171	2884	19.0	43	90	821	1577	24	97	102	916	31	142	1528	
5th Supervisorial Distri	30535	6018	19.7	66	130	2170	2607	67	448	255	2350	69	81	2665	
City Of Santa Cruz	34562	4806	13.9	31	94	1324	2393	49	470	139	1388	38	57	2476	
City Of Capitola	5809	1111	19.1	17	18	334	589	13	53	31	356	20	7	591	
City Of Watsonville	12665	2216	17.5	35	73	574	1281	20	65	78	627	30	122	1253	
City Of Scotts Valley	6711	1372	20.4	20	20	600	545	14	68	39	640	19	16	549	
Unincorporated Area	75806	16923	22.3	188	386	5867	7666	158	1202	658	6275	207	234	7821	

Laura Wells, GRE
2421
979
1442
1484
937
2238
183
626
483
584
155
573
566
89
106
80
1580

State Treasurer and Attorney General															
	Registration	Ballots Cast	Turnout (%)	Treasurer Vote for 1 Sylvia Valentine, NLP	Nathan E. Johnson, AIP	Phil Angelides, DEM	Greg Conlon, REP	Marian Smithson, LIB	J. Rosenmeier, GRE	Attorney General Vote for 1 Glen Freeman Mowrer, GRE	Ed Kuwatch, LIB	Dick Ackerman, REP	Diane Beall Templin, AIP	Bill Lockyer, DEM	
4															
50045004	637	311	48.8	7	2	138	81	16	52	46	14	78	7	156	
50055005	1078	500	46.4	4	6	247	131	19	59	43	24	127	14	267	
50065006	669	313	46.8	4	5	58	181	6	25	23	6	183	8	69	
50075007	214	0	0.0	0	0	0	0	0	0	0	0	0	0	0	
50085008	99	0	0.0	0	0	0	0	0	0	0	0	0	0	0	
50105010	853	358	42.0	3	4	189	82	16	47	36	12	75	11	207	
50115011	791	342	43.2	8	8	172	63	14	56	46	16	61	7	196	
50125012	1181	539	45.6	7	5	270	127	15	78	62	20	124	11	296	
50135013	68	0	0.0	0	0	0	0	0	0	0	0	0	0	0	
50145014	215	0	0.0	0	0	0	0	0	0	0	0	0	0	0	
50155015	190	0	0.0	0	0	0	0	0	0	0	0	0	0	0	
50165016	964	433	44.9	11	4	203	102	17	72	63	22	97	8	223	
50175017	80	0	0.0	0	0	0	0	0	0	0	0	0	0	0	
50185018	736	335	45.5	1	7	174	93	15	28	21	15	88	4	196	
50195019	826	414	50.1	11	4	186	106	23	53	44	24	104	7	206	
50205020	777	317	40.8	3	3	174	67	14	42	42	10	66	9	179	
50215021	299	110	36.8	0	1	48	19	9	24	23	10	17	2	50	
50225022	690	287	41.6	2	1	146	80	14	31	24	14	73	2	164	
50235023	875	348	39.8	4	4	197	86	14	33	32	8	87	14	201	
50245024	33	0	0.0	0	0	0	0	0	0	0	0	0	0	0	
50255025	43	0	0.0	0	0	0	0	0	0	0	0	0	0	0	
50265026	376	142	37.8	3	4	73	26	9	18	15	14	24	9	72	
50275027	961	433	45.1	15	9	235	77	15	65	53	24	73	19	244	
50285028	143	0	0.0	0	0	0	0	0	0	0	0	0	0	0	
50305030	114	0	0.0	0	0	0	0	0	0	0	0	0	0	0	
50325032	296	147	49.7	2	1	60	67	1	8	11	5	56	2	64	
50335033	380	145	38.2	1	2	68	34	9	17	17	8	37	6	64	
50345034	244	0	0.0	0	0	0	0	0	0	0	0	0	0	0	
50355035	194	0	0.0	0	0	0	0	0	0	0	0	0	0	0	
50365036	375	182	48.5	3	3	99	37	11	26	24	10	36	3	105	
50375037	370	182	49.2	2	3	72	61	10	28	15	8	60	10	81	
50385038	210	0	0.0	0	0	0	0	0	0	0	0	0	0	0	
50435043	1160	456	39.3	4	7	226	140	17	39	28	19	140	11	239	
50445044	3	0	0.0	0	0	0	0	0	0	0	0	0	0	0	
50455045	40	0	0.0	0	0	0	0	0	0	0	0	0	0	0	
50485048	339	130	38.3	2	1	61	43	9	10	10	9	40	4	62	
50495049	573	215	37.5	0	2	94	84	11	10	7	10	76	4	109	
50505050	231	0	0.0	0	0	0	0	0	0	0	0	0	0	0	
50515051	84	0	0.0	0	0	0	0	0	0	0	0	0	0	0	
50525052	400	200	50.0	2	4	97	51	6	23	17	2	54	1	111	
50535053	49	0	0.0	0	0	0	0	0	0	0	0	0	0	0	
50545054	34	0	0.0	0	0	0	0	0	0	0	0	0	0	0	
50555055	575	247	43.0	1	1	124	57	8	46	35	12	60	4	128	
50565056	794	355	44.7	6	6	172	65	25	66	52	15	65	13	200	
51015101	1189	363	30.5	12	5	199	41	6	81	74	8	43	8	217	
51085108	1276	522	40.9	15	10	282	59	20	106	106	24	56	11	301	
51105110	1040	490	47.1	11	3	270	77	10	88	80	7	75	12	292	
51145114	531	222	41.8	4	3	120	15	6	54	44	7	19	5	131	
51625162	519	278	53.6	9	0	171	14	6	53	76	7	11	5	160	
54015401	859	461	53.7	4	3	200	166	14	33	22	11	173	11	213	
54025402	557	212	38.1	1	2	86	89	3	9	6	0	87	4	94	
54035403	1181	497	42.1	17	4	225	181	11	36	37	15	175	4	245	
54055405	939	334	35.6	1	6	140	117	16	25	25	14	121	7	142	
54065406	1011	388	38.4	5	2	140	188	7	23	19	8	172	13	152	
54075407	971	429	44.2	2	4	177	196	6	21	20	6	188	4	190	
54095409	6	0	0.0	0	0	0	0	0	0	0	0	0	0	0	
54115411	126	0	0.0	0	0	0	0	0	0	0	0	0	0	0	
54135413	1061	493	46.5	6	7	228	179	16	28	19	14	173	20	247	
80010021002	1351	224	16.6	5	2	103	65	5	29	28	6	67	6	103	
80010051005	1150	189	16.4	8	1	93	59	5	14	12	3	61	6	95	
80010061006	929	176	18.9	3	0	101	42	2	18	19	2	42	4	103	
80010071007	34	19	55.9	0	0	11	7	0	1	0	0	7	0	12	
80010081008	997	163	16.3	5	1	83	45	6	10	6	2	48	4	90	
80010091009	1410	230	16.3	4	3	134	46	8	20	15	6	44	13	136	
80010101010	26	18	69.2	0	0	6	5	0	6	4	0	6	0	7	
80010111011	1218	211	17.3	6	7	116	41	8	28	31	5	37	10	120	
80010121012	715	231	32.3	1	1	104	97	2	15	11	3	92	1	112	
80010131013	185	124	67.0	8	0	62	28	9	10	16	7	27	5	63	
80010141014	98	60	61.2	0	1	25	24	0	5	2	0	23	0	31	

State Treasurer and Attorney General																
	Registration	Ballots Cast	Turnout (%)		Treasurer Vote for 1 Sylvia Valentine, NLP	Nathan E. Johnson, AIP	Phil Angelides, DEM	Greg Conlon, REP	Marian Smithson, LIB	J. Rosenmeier, GRE		Attorney General Vote for 1 Glen Freeman Mowrer, GRE	Ed Kuwatch, LIB	Dick Ackerman, REP	Diane Beall Templin, AIP	Bill Lockyer, DEM
80010151015	22	13	59.1		0	2	7	3	0	1		1	1	3	0	8
80010161016	88	53	60.2		1	1	24	13	0	13		12	4	11	2	22
80010171017	788	113	14.3		1	1	61	34	0	8		8	0	31	3	62
80010181018	657	121	18.4		1	1	65	33	3	13		12	2	33	2	69
80010191019	549	74	13.5		1	0	36	26	0	8		8	0	23	0	39
80010201020	874	138	15.8		3	3	84	28	1	14		9	4	30	9	82
80010211021	2	0	0.0		0	0	0	0	0	0		0	0	0	0	0
80010221022	781	119	15.2		2	2	64	29	3	15		10	3	29	10	64
80010231023	189	110	58.2		1	1	45	48	2	7		4	5	44	0	53
80010241024	707	95	13.4		0	1	48	27	1	14		3	0	27	3	58
80010251025	31	21	67.7		1	0	3	10	2	3		3	0	12	1	3
80010261026	383	66	17.2		0	0	35	16	2	8		4	4	16	1	35
80010271027	1327	273	20.6		2	7	163	70	5	15		12	4	62	6	176
80010281028	793	117	14.8		2	2	51	43	0	8		9	6	40	4	50
80010291029	150	100	66.7		1	0	50	35	2	9		4	2	33	1	59
80010311031	232	143	61.6		1	0	69	45	3	11		12	3	42	2	76
80010321032	506	105	20.8		0	0	52	31	1	13		8	2	29	2	58
80010351035	215	143	66.5		1	2	89	41	3	3		1	3	39	2	94
80010361036	1082	226	20.9		0	0	120	63	8	18		12	6	64	5	128
80010371037	437	53	12.1		0	0	27	19	1	4		4	1	14	1	31
80010381038	732	142	19.4		2	0	69	48	2	12		8	4	50	1	71
80010391039	401	141	35.2		2	2	81	33	4	7		4	4	37	3	83
80010401040	78	42	53.8		0	2	15	8	6	8		2	3	6	4	26
80010411041	638	85	13.3		3	2	49	17	2	3		1	2	20	1	55
80010421042	916	214	23.4		5	2	111	65	5	18		15	7	60	5	120
80010441044	32	11	34.4		0	0	9	1	0	1		2	0	1	1	7
80010451045	84	57	67.9		1	1	26	18	2	5		4	0	19	2	28
80010471047	463	107	23.1		0	1	60	30	3	9		7	1	29	1	65
80010481048	504	102	20.2		0	0	27	62	3	2		1	1	58	2	30
80010491049	514	77	15.0		0	1	34	22	3	9		7	3	22	3	34
80010501050	596	142	23.8		1	1	49	73	2	8		5	2	73	3	53
80010511051	9	0	0.0		0	0	0	0	0	0		0	0	0	0	0
80010521052	115	64	55.7		1	0	31	23	3	2		2	1	26	1	34
80010541054	23	21	91.3		1	0	14	5	0	0		1	0	5	1	13
80010551055	10	0	0.0		0	0	0	0	0	0		0	0	0	0	0
80010561056	171	97	56.7		0	0	37	46	2	6		7	2	45	1	38
80010571057	231	154	66.7		2	0	69	51	11	19		14	10	43	4	78
80010581058	35	30	85.7		0	1	10	13	3	0		1	4	13	0	9
80010591059	30	18	60.0		1	0	4	6	1	3		0	3	6	1	7
80010601060	7	0	0.0		0	0	0	0	0	0		0	0	0	0	0
80010611061	2	0	0.0		0	0	0	0	0	0		0	0	0	0	0
80010621062	10	0	0.0		0	0	0	0	0	0		0	0	0	0	0
80010631063	1151	211	18.3		2	2	110	68	7	15		10	6	75	5	110
80010641064	70	50	71.4		0	1	23	17	1	5		5	2	16	2	25
80010671067	86	54	62.8		0	0	24	18	1	9		7	1	21	0	22
80010681068	598	132	22.1		2	0	56	55	2	11		8	1	54	5	60
80010691069	109	47	43.1		0	0	30	10	2	4		4	2	9	3	28
80010751075	15	0	0.0		0	0	0	0	0	0		0	0	0	0	0
80010761076	29	22	75.9		1	0	10	4	0	5		3	0	4	2	12
80010771077	49	33	67.3		0	0	18	6	3	6		4	3	4	0	22
80010781078	162	108	66.7		2	0	53	35	2	13		12	2	35	1	54
80010791079	4	4	100.0		0	0	3	1	0	0		0	0	0	0	4
80011011101	648	127	19.6		0	1	80	40	2	2		2	3	34	4	83
80011031103	767	172	22.4		1	2	86	54	5	8		2	3	51	4	95
80011131113	677	199	29.4		2	1	59	116	2	5		4	3	112	1	74
80012011201	239	118	49.4		1	2	68	30	2	10		5	4	28	3	73
80012021202	297	60	20.2		2	0	28	20	3	3		1	1	20	1	33
80012031203	4	0	0.0		0	0	0	0	0	0		0	0	0	0	0
80012081208	281	75	26.7		1	1	55	13	0	3		1	0	13	2	56
80020002000	9	1	11.1		0	0	1	0	0	0		0	0	0	0	1
80020012001	764	112	14.7		2	2	56	37	6	5		2	7	37	2	62
80020022002	6	1	16.7		0	0	0	0	1	0		0	1	0	0	0
80020032003	175	113	64.6		1	4	47	40	0	7		6	2	43	4	49
80020042004	124	89	71.8		0	0	54	16	3	14		17	3	15	0	53
80020052005	49	31	63.3		0	0	12	11	2	2		2	0	11	3	13
80020072007	269	152	56.5		2	2	84	21	10	23		21	8	24	2	86
80020082008	546	101	18.5		1	1	50	33	2	10		7	3	31	3	53
80020092009	11	7	63.6		0	0	1	6	0	0		0	0	6	0	1
80020102010	791	197	24.9		3	2	87	80	3	10		12	5	82	2	89

State Treasurer and Attorney General															
4	Registration	Ballots Cast	Turnout (%)	Treasurer Vote for 1 Sylvia Valentine, NLP	Nathan E. Johnson, AIP	Phil Angelides, DEM	Greg Conlon, REP	Marian Smithson, LIB	J. Rosenmeier, GRE	Attorney General Vote for 1 Glen Freeman Mowrer, GRE	Ed Kuwatch, LIB	Dick Ackerman, REP	Diane Beall Templin, AIP	Bill Lockyer, DEM	
80020122012	807	165	20.4	1	3	102	41	4	12	4	3	43	10	102	
80020142014	151	108	71.5	1	3	44	46	1	12	9	1	42	2	52	
80020152015	426	67	15.7	4	1	36	16	1	7	10	1	17	2	36	
80020172017	1043	167	16.0	4	1	66	74	4	10	7	3	71	4	76	
80020192019	221	59	26.7	1	0	23	25	4	4	5	2	24	1	23	
80020202020	87	56	64.4	0	0	20	24	2	5	5	2	21	0	22	
80020212021	111	77	69.4	2	1	28	42	0	4	3	0	39	4	30	
80020222022	409	79	19.3	0	1	26	39	2	8	3	1	40	1	29	
80020232023	980	181	18.5	3	0	99	59	5	7	3	2	58	5	105	
80020242024	675	130	19.3	2	0	71	38	6	5	5	3	38	1	76	
80020252025	908	174	19.2	2	0	80	63	4	13	9	4	60	3	89	
80020262026	521	100	19.2	0	2	49	30	3	14	6	3	29	2	58	
80020272027	396	78	19.7	0	2	46	14	2	13	5	1	12	7	53	
80020282028	20	12	60.0	0	2	4	1	0	4	3	0	0	3	5	
80020292029	828	119	14.4	0	2	65	31	2	9	9	6	31	2	64	
80020302030	911	138	15.1	0	0	64	48	4	14	14	8	42	3	65	
80020312031	796	183	23.0	4	0	84	69	5	17	14	6	69	0	92	
80020322032	949	206	21.7	2	0	104	71	3	13	11	1	68	2	112	
80020332033	1225	198	16.2	3	2	103	71	5	10	7	2	72	6	107	
80020342034	67	32	47.8	1	0	18	8	1	1	0	1	9	1	18	
80020352035	1102	174	15.8	0	0	98	48	1	13	8	3	51	2	101	
80020362036	2	0	0.0	0	0	0	0	0	0	0	0	0	0	0	
80020372037	417	76	18.2	2	0	31	34	0	3	1	2	31	0	38	
80020382038	315	50	15.9	1	0	25	23	0	1	2	1	24	0	23	
80020392039	195	115	59.0	0	0	46	53	0	8	7	1	48	2	51	
80020402040	347	64	18.4	1	0	33	23	0	3	3	2	20	1	35	
80020412041	400	96	24.0	2	1	54	28	2	3	1	1	29	6	54	
80020422042	472	102	21.6	0	0	45	48	2	2	1	0	47	2	47	
80020442044	26	25	96.2	0	0	16	6	1	1	0	0	5	1	19	
80020452045	34	20	58.8	0	0	11	4	1	2	2	0	6	1	8	
80020462046	151	104	68.9	0	2	41	43	9	7	6	6	39	1	50	
80020472047	71	31	43.7	2	1	16	6	0	3	4	0	9	0	15	
80020482048	832	170	20.4	0	1	102	43	4	9	8	4	41	3	103	
80020492049	48	20	41.7	0	0	12	6	0	0	0	0	7	0	11	
80020502050	35	19	54.3	0	0	7	11	1	0	0	1	11	0	7	
80020512051	1340	265	19.8	2	5	135	80	10	19	14	5	80	6	145	
80020522052	1141	274	24.0	1	1	110	129	7	13	7	2	131	4	117	
80020532053	1159	301	26.0	3	2	137	131	3	14	9	5	122	6	148	
80020542054	63	38	60.3	0	1	22	9	0	4	3	1	9	0	23	
80020552055	1016	185	18.2	4	1	81	71	7	10	12	6	69	2	88	
80020582058	119	85	71.4	2	0	42	36	0	3	1	0	32	2	48	
80020602060	41	41	100.0	0	0	25	10	4	1	2	0	11	1	27	
80022012201	977	152	15.6	2	0	74	50	3	12	6	2	42	6	89	
80022022202	689	126	18.3	1	2	66	32	4	14	11	0	34	4	72	
80022042204	876	172	19.6	2	5	92	62	2	6	4	4	62	6	94	
80022052205	842	184	21.9	4	1	103	48	6	8	7	5	46	1	113	
80022062206	678	94	13.9	0	0	47	26	6	9	6	2	24	3	53	
80022072207	10	0	0.0	0	0	0	0	0	0	0	0	0	0	0	
80022082208	916	130	14.2	2	6	76	31	3	8	8	2	33	5	78	
80023312331	608	85	14.0	3	3	47	21	1	5	6	0	25	4	47	
80023323333	24	9	37.5	2	0	5	1	0	1	1	0	2	1	5	
80023412341	309	53	17.2	0	2	36	12	0	1	1	0	12	1	37	
80030013001	131	83	63.4	0	1	48	14	2	17	13	2	14	0	54	
80030023002	450	40	8.9	2	0	13	17	0	5	6	0	18	2	13	
80030033003	865	154	17.8	3	1	80	36	6	16	16	7	36	1	85	
80030043004	1223	272	22.2	3	4	141	71	5	41	35	9	68	5	150	
80030053005	16	7	43.8	1	0	0	4	1	1	1	1	5	0	0	
80030073007	42	31	73.8	1	0	21	3	1	4	5	2	4	1	19	
80030083008	826	137	16.6	1	1	77	29	3	14	10	0	34	3	79	
80030093009	33	25	75.8	2	0	9	11	0	3	5	0	10	0	10	
80030133013	54	37	68.5	0	0	19	8	1	5	6	2	7	0	19	
80030143014	49	13	26.5	2	0	8	0	1	2	4	1	0	0	8	
80031013101	294	85	28.9	1	0	52	21	1	7	4	0	22	0	58	
80031023102	1250	251	20.1	2	2	142	66	0	19	18	0	67	3	149	
80031033103	1043	192	18.4	0	0	111	46	2	23	24	4	45	1	108	
80031043104	1224	138	11.3	1	0	84	31	0	6	7	1	34	0	85	
80031053105	1009	209	20.7	0	2	97	76	1	19	12	3	72	3	109	
80031083108	982	146	14.9	3	0	78	34	2	18	12	2	28	2	93	
80031133113	903	116	12.8	3	1	79	18	4	5	4	4	20	0	83	

State Treasurer and Attorney General															
4	Registration	Ballots Cast	Turnout (%)	Treasurer Vote for 1 Sylvia Valentine, NLP	Nathan E. Johnson, AIP	Phil Angelides, DEM	Greg Conlon, REP	Marian Smithson, LIB	J. Rosenmeier, GRE	Attorney General Vote for 1 Glen Freeman Mowrer, GRE	Ed Kuwatach, LIB	Dick Ackerman, REP	Diane Beall Templin, AIP	Bill Lockyer, DEM	
80031143114	1193	111	9.3	3	3	67	16	1	15	11	2	20	4	69	
80031153115	1033	155	15.0	1	1	98	22	5	18	11	3	26	5	102	
80031163116	917	109	11.9	1	0	69	22	1	13	12	2	20	0	73	
80031193119	1090	99	9.1	3	4	55	11	3	18	17	4	11	2	60	
80031213121	1385	118	8.5	3	1	65	15	0	19	16	0	14	2	78	
80031233123	975	107	11.0	5	0	52	33	2	7	5	5	31	5	53	
80031253125	759	166	21.9	1	1	84	42	5	19	14	2	40	4	89	
80031293129	673	115	17.1	0	0	73	21	3	14	11	1	18	0	79	
80031303130	1143	203	17.8	3	0	107	56	4	17	12	4	51	1	124	
80031403140	723	155	21.4	0	0	72	61	1	10	4	1	58	3	79	
80031433143	609	82	13.5	1	0	48	18	1	5	5	0	21	0	47	
80031453145	1175	237	20.2	3	2	120	63	3	28	28	3	56	5	129	
80031463146	1132	138	12.2	2	0	81	28	1	18	13	0	29	2	88	
80031483148	767	66	8.6	1	0	39	10	2	12	10	2	10	0	41	
80031513151	694	94	13.5	2	0	41	38	0	5	3	1	37	2	47	
80031533153	1085	149	13.7	2	1	89	25	2	21	16	2	29	5	91	
80031583158	729	106	14.5	2	1	62	13	5	20	20	4	15	1	66	
80031603160	648	10	1.5	0	0	4	0	3	2	4	2	0	0	3	
80031613161	250	0	0.0	0	0	0	0	0	0	0	0	0	0	0	
80031633163	634	11	1.7	0	0	9	0	0	1	2	0	1	1	6	
80031653165	365	11	3.0	0	0	5	1	0	5	4	0	1	0	5	
80031663166	307	0	0.0	0	0	0	0	0	0	0	0	0	0	0	
80031683168	265	0	0.0	0	0	0	0	0	0	0	0	0	0	0	
80031693169	256	0	0.0	0	0	0	0	0	0	0	0	0	0	0	
80031713171	963	160	16.6	2	4	71	54	4	14	10	10	46	3	81	
80031783178	884	96	10.9	4	1	55	12	4	15	14	7	12	3	55	
80031813181	556	55	9.9	1	1	30	10	1	9	10	1	10	1	30	
80040014001	2	1	50.0	0	0	0	0	0	1	1	0	0	0	0	
80040074007	883	198	22.4	2	1	96	69	3	14	7	1	68	6	104	
80040084008	256	113	44.1	2	1	67	31	2	9	4	0	37	5	65	
80040094009	189	100	52.9	7	0	47	37	1	4	3	1	34	7	54	
80040164016	578	69	11.9	3	0	40	18	1	1	1	0	13	3	47	
80040184018	436	60	13.8	2	2	42	11	0	1	0	1	12	0	46	
80040234023	49	29	59.2	0	0	11	8	0	7	3	1	12	0	11	
80040264026	472	78	16.5	0	0	31	43	2	1	2	0	41	2	32	
80040274027	11	0	0.0	0	0	0	0	0	0	0	0	0	0	0	
80040294029	78	55	70.5	6	1	16	25	0	2	3	0	25	1	21	
80040304030	493	112	22.7	0	0	56	46	0	3	2	1	42	3	58	
80043104310	657	78	11.9	5	0	57	6	1	4	4	0	4	2	62	
80043114311	1198	159	13.3	5	0	118	17	4	8	8	0	24	4	118	
80043174317	231	81	35.1	6	0	47	11	3	11	9	3	12	10	44	
80043314331	158	65	41.1	6	0	50	6	0	1	4	0	9	2	46	
80043334333	1293	236	18.3	11	1	161	46	4	8	7	1	52	9	161	
80043414341	881	94	10.7	1	2	56	21	6	4	3	2	24	5	56	
80043444344	708	84	11.9	2	1	48	27	1	4	1	0	31	3	47	
80043454345	149	62	41.6	1	0	30	25	1	4	5	0	24	1	31	
80043504350	261	35	13.4	0	0	20	9	1	2	1	0	10	1	19	
80043514351	367	70	19.1	0	1	35	21	4	3	3	2	18	3	39	
80043544354	941	166	17.6	8	1	111	34	0	5	5	0	34	8	112	
80043614361	612	101	16.5	5	0	69	18	0	6	3	2	23	4	68	
80043624362	793	105	13.2	4	0	77	14	3	1	1	0	17	3	75	
80043634363	387	70	18.1	0	0	35	27	1	4	2	1	31	1	33	
80043644364	404	68	16.8	1	0	33	24	1	4	1	3	26	1	33	
80043714371	543	101	18.6	0	1	46	40	2	5	3	1	40	0	49	
80043724372	497	95	19.1	1	0	67	20	2	2	1	1	21	2	66	
80043734373	1344	323	24.0	4	6	146	133	9	16	9	1	131	13	161	
80043744374	300	76	25.3	4	1	52	17	1	0	3	0	20	0	50	
80050025002	6	0	0.0	0	0	0	0	0	0	0	0	0	0	0	
80050045004	637	87	13.7	1	1	42	28	3	11	11	4	25	0	46	
80050055005	1078	144	13.4	1	5	73	39	7	16	11	6	44	4	75	
80050065006	669	101	15.1	0	2	31	49	7	7	7	5	50	2	34	
80050075007	214	125	58.4	3	3	68	30	6	10	12	7	36	1	64	
80050085008	99	55	55.6	1	1	20	24	1	5	7	1	21	0	24	
80050105010	853	126	14.8	4	3	66	30	2	16	15	6	31	2	68	
80050115011	791	87	11.0	1	0	49	22	5	7	11	3	22	2	47	
80050125012	1181	180	15.2	1	0	86	60	7	20	18	3	63	5	87	
80050135013	68	32	47.1	0	0	17	7	4	3	2	3	9	1	15	
80050145014	215	105	48.8	2	4	52	22	9	15	13	5	22	5	59	
80050155015	190	102	53.7	3	1	55	21	6	13	8	5	20	4	63	

State Treasurer and Attorney General																
4	Registration	Ballots Cast	Turnout (%)	Treasurer Vote for 1 Sylvia Valentine, NLP	Nathan E. Johnson, AIP	Phil Angelides, DEM	Greg Conlon, REP	Marian Smithson, LIB	J. Rosenmeier, GRE	Attorney General Vote for 1 Glen Freeman Mowrer, GRE	Ed Kuwatch, LIB	Dick Ackerman, REP	Diane Beall Templin, AIP	Bill Lockyer, DEM		
80050165016	964	133	13.8	0	0	62	47	3	12	5	3	50	2	68		
80050175017	80	41	51.3	0	0	18	14	1	7	4	0	12	2	22		
80050185018	736	103	14.0	2	1	46	36	5	7	7	2	35	3	53		
80050195019	826	111	13.4	3	1	54	33	4	7	9	5	31	5	54		
80050205020	777	105	13.5	0	1	61	30	3	8	6	3	22	3	69		
80050215021	299	58	19.4	0	0	26	15	3	11	10	3	13	0	28		
80050225022	690	140	20.3	2	1	72	40	10	14	14	9	41	4	70		
80050235023	875	130	14.9	2	0	71	43	6	4	4	6	40	2	74		
80050245024	33	22	66.7	0	0	14	3	1	3	3	1	2	0	15		
80050255025	43	25	58.1	0	0	16	8	1	0	0	0	9	0	16		
80050265026	376	53	14.1	0	3	25	15	4	3	4	7	14	2	24		
80050275027	961	123	12.8	1	1	77	16	9	13	8	7	22	3	78		
80050285028	143	85	59.4	0	0	42	24	3	11	6	1	27	2	47		
80050305030	114	78	68.4	0	0	22	37	7	9	5	6	36	0	27		
80050325032	296	50	16.9	1	0	17	25	2	0	0	1	22	1	21		
80050335033	380	79	20.8	1	0	26	35	1	11	9	0	37	1	31		
80050345034	244	159	65.2	2	1	65	60	5	11	11	2	65	4	69		
80050355035	194	125	64.4	1	0	54	53	3	7	7	2	47	4	62		
80050365036	375	57	15.2	2	2	31	14	1	2	6	2	15	0	30		
80050375037	370	57	15.4	1	0	14	32	2	0	1	4	28	2	17		
80050385038	210	150	71.4	0	0	69	67	2	7	4	1	68	1	70		
80050435043	1160	231	19.9	0	2	106	94	4	13	8	2	90	8	120		
80050445044	3	3	100.0	0	0	2	0	1	0	0	0	0	1	2		
80050455045	40	25	62.5	2	0	11	8	0	3	2	0	9	1	13		
80050485048	339	70	20.6	1	1	34	19	1	10	4	2	24	0	37		
80050495049	573	140	24.4	3	0	76	46	1	6	5	7	43	3	78		
80050505050	231	151	65.4	2	0	71	49	7	15	12	8	45	2	77		
80050515051	84	56	66.7	1	1	23	21	6	2	2	4	25	2	22		
80050525052	400	67	16.8	1	1	27	30	1	4	3	2	30	0	27		
80050535053	49	30	61.2	0	0	17	12	0	1	1	0	13	0	15		
80050545054	34	24	70.6	0	0	13	7	0	2	2	0	7	0	13		
80050555055	575	83	14.4	0	2	40	30	5	6	7	2	30	2	42		
80050565056	794	120	15.1	3	0	62	28	8	13	13	6	21	4	69		
80051015101	1189	171	14.4	3	1	78	47	3	28	24	4	46	3	82		
80051085108	1276	157	12.3	1	2	102	21	7	12	13	5	23	6	101		
80051105110	1040	173	16.6	0	1	98	46	2	21	11	3	40	5	109		
80051145114	531	78	14.7	1	1	41	12	3	13	10	2	12	2	45		
80051625162	519	39	7.5	0	0	25	4	0	6	6	0	4	0	26		
80054015401	859	147	17.1	1	1	78	43	4	9	6	4	42	5	82		
80054025402	557	180	32.3	0	2	64	91	0	5	0	2	88	9	65		
80054035403	1181	196	16.6	2	0	90	75	5	9	5	2	73	3	101		
80054055405	939	175	18.6	4	1	74	78	3	8	9	2	70	2	86		
80054065406	1011	151	14.9	1	3	63	55	4	12	7	8	58	6	66		
80054075407	971	226	23.3	3	0	112	90	2	5	4	1	89	5	122		
80054095409	6	4	66.7	0	0	1	2	0	1	2	0	1	0	1		
80054115411	126	75	59.5	1	1	23	41	2	3	4	1	31	2	29		
80054135413	1061	218	20.5	3	2	93	89	9	16	8	9	85	6	104		
Precinct Totals	135553	53595	39.5	873	545	28570	11912	1457	6763	6155	1459	11698	1168	30190		
Absentee Totals	135553	26428	19.5	385	231	13472	8137	673	2126	1708	601	8014	629	14294		
Grand Totals	135553	80023	59.0	1258	776	42042	20049	2130	8889	7863	2060	19712	1797	44484		



A vertical bar chart consisting of 15 segments. The segments alternate between white and light gray, starting with a white segment at the top. The segments are of varying heights, with the top segment being the tallest and the bottom segment being the shortest. The bar is outlined in black.

Segment	Color
1	White
2	Light Gray
3	White
4	Light Gray
5	White
6	Light Gray
7	White
8	Light Gray
9	White
10	Light Gray
11	White
12	Light Gray
13	White
14	Light Gray
15	White

A vertical bar chart consisting of 15 segments. The segments alternate in color, starting with a white segment at the top, followed by a light gray segment, and continuing this pattern down to the bottom. The segments are of varying heights, with the top segment being the tallest and the bottom segment being the shortest. The bar is outlined in black.

Segment	Color
1	White
2	Light Gray
3	White
4	Light Gray
5	White
6	Light Gray
7	White
8	Light Gray
9	White
10	Light Gray
11	White
12	Light Gray
13	White
14	Light Gray
15	White

A vertical bar chart consisting of 15 segments. The segments alternate in color, starting with a white segment at the top, followed by a light gray segment, and continuing this pattern down to the bottom. The segments are of varying heights, with the top segment being the tallest and the bottom segment being the shortest.

Segment	Color
1	White
2	Light Gray
3	White
4	Light Gray
5	White
6	Light Gray
7	White
8	Light Gray
9	White
10	Light Gray
11	White
12	Light Gray
13	White
14	Light Gray
15	White

A vertical bar chart consisting of 15 segments. The segments alternate between white and light gray, starting with a white segment at the top and ending with a light gray segment at the bottom. The segments are of varying heights, with the top segment being the tallest and the bottom segment being the shortest.

Segment	Color
1	White
2	Light Gray
3	White
4	Light Gray
5	White
6	Light Gray
7	White
8	Light Gray
9	White
10	Light Gray
11	White
12	Light Gray
13	White
14	Light Gray
15	Light Gray

A vertical bar chart consisting of 15 segments. The segments alternate in color, starting with a white segment at the top, followed by a light gray segment, and continuing this pattern down to the bottom. The segments are of varying heights, with the top segment being the tallest and the bottom segment being the shortest.

Segment	Color
1	White
2	Light Gray
3	White
4	Light Gray
5	White
6	Light Gray
7	White
8	Light Gray
9	White
10	Light Gray
11	White
12	Light Gray
13	White
14	Light Gray
15	White

A vertical bar chart consisting of 15 segments. The segments alternate in color, starting with a white segment at the top, followed by a light gray segment, and continuing this pattern down to the bottom. The segments are of varying heights, with the top segment being the tallest and the bottom segment being the shortest.

Segment	Color
1	White
2	Light Gray
3	White
4	Light Gray
5	White
6	Light Gray
7	White
8	Light Gray
9	White
10	Light Gray
11	White
12	Light Gray
13	White
14	Light Gray
15	White

A vertical bar chart consisting of 15 segments. The segments alternate in color, starting with a white segment at the top, followed by a light gray segment, and continuing this pattern down to the bottom. The segments are of varying heights, with the top segment being the tallest and the bottom segment being the shortest. The chart is positioned on the left side of the page.

Segment	Color
1	White
2	Light Gray
3	White
4	Light Gray
5	White
6	Light Gray
7	White
8	Light Gray
9	White
10	Light Gray
11	White
12	Light Gray
13	White
14	Light Gray
15	White

***Grand Totals	State Treasurer and Attorney General														
4	Registration	Ballots Cast	Turnout (%)	Treasurer Vote for 1 Sylvia Valentine, NLP	Nathan E. Johnson, AIP	Phil Angelides, DEM	Greg Conlon, REP	Marian Smithson, LIB	J. Rosenmeier, GRE	Attorney General Vote for 1 Glen Freeman Mowrer, GRE	Ed Kuwatch, LIB	Dick Ackerman, REP	Diane Beall Templin, AIP	Bill Lockyer, DEM	
Santa Cruz County	135553	80023	59.0	1258	776	42042	20049	2130	8889	7863	2060	19712	1797	44484	
14th Congressional Distr	41695	25411	60.9	358	267	12003	7990	893	2533	2131	860	7814	594	12909	
17th Congressional Distr	93858	54612	58.2	900	509	30039	12059	1237	6356	5732	1200	11898	1203	31575	
11th Senatorial District	82955	48910	59.0	707	479	26563	9999	1358	6720	6096	1362	9709	1044	28107	
15th Senatorial District	52598	31113	59.2	551	297	15479	10050	772	2169	1767	698	10003	753	16377	
27th Assembly District	117720	70773	60.1	968	664	36668	17714	1960	8420	7498	1942	17269	1500	38928	
28th Assembly District	17833	9250	51.9	290	112	5374	2335	170	469	365	118	2443	297	5556	
1st Supervisorial Distri	28713	16828	58.6	246	173	8760	4462	459	1723	1469	458	4341	405	9316	
2nd Supervisorial Distri	29530	17990	60.9	216	169	9338	5364	442	1417	1208	406	5290	394	9809	
3rd Supervisorial Distri	31604	19209	60.8	279	152	10706	2901	438	3360	3168	466	2802	317	11305	
4th Supervisorial Distri	15171	7848	51.7	256	83	4552	2023	136	383	295	89	2107	243	4720	
5th Supervisorial Distri	30535	18148	59.4	261	199	8686	5299	655	2006	1723	641	5172	438	9334	
City Of Santa Cruz	34562	20814	60.2	305	166	11589	3222	448	3560	3359	481	3113	354	12243	
City Of Capitola	5809	3324	57.2	36	36	1817	844	100	289	244	72	809	80	1955	
City Of Watsonville	12665	6479	51.2	221	65	3922	1513	104	297	234	71	1597	201	4034	
City Of Scotts Valley	6711	4186	62.4	51	38	1794	1680	102	243	193	97	1626	101	1939	
Unincorporated Area	75806	45220	59.7	645	471	22920	12790	1376	4500	3833	1339	12567	1061	24313	

***Absentee Totals		State Treasurer and Attorney General													
4		Registration	Ballots Cast	Turnout (%)	Treasurer Vote for 1 Sylvia Valentine, NLP	Nathan E. Johnson, AIP	Phil Angelides, DEM	Greg Conlon, REP	Marian Smithson, LIB	J. Rosenmeier, GRE	Attorney General Vote for 1 Glen Freeman Mowrer, GRE	Ed Kuwatch, LIB	Dick Ackerman, REP	Diane Beall Templin, AIP	Bill Lockyer, DEM
Santa Cruz County	135553	26428	19.5	385	231	13472	8137	673	2126		1708	601	8014	629	14294
14th Congressional Distr	41695	9893	23.7	124	81	4641	3396	317	836		686	294	3317	224	4989
17th Congressional Distr	93858	16535	17.6	261	150	8831	4741	356	1290		1022	307	4697	405	9305
11th Senatorial District	82955	13854	16.7	179	140	7327	3783	361	1302		1061	329	3703	320	7786
15th Senatorial District	52598	12574	23.9	206	91	6145	4354	312	824		647	272	4311	309	6508
27th Assembly District	117720	23103	19.6	293	201	11538	7239	606	1958		1589	566	7071	512	12315
28th Assembly District	17833	3325	18.6	92	30	1934	898	67	168		119	35	943	117	1979
1st Supervisorial Distri	28713	6644	23.1	91	62	3329	2081	166	552		429	162	2025	170	3541
2nd Supervisorial Distri	29530	6393	21.6	75	65	3159	2179	162	436		340	134	2136	146	3367
3rd Supervisorial Distri	31604	4489	14.2	65	32	2455	1056	81	510		434	94	1040	70	2617
4th Supervisorial Distri	15171	2884	19.0	86	19	1664	804	53	135		99	22	835	99	1708
5th Supervisorial Distri	30535	6018	19.7	68	53	2865	2017	211	493		406	189	1978	144	3061
City Of Santa Cruz	34562	4806	13.9	58	34	2608	1203	85	497		405	93	1166	83	2795
City Of Capitola	5809	1111	19.1	15	17	609	312	29	73		49	20	302	31	661
City Of Watsonville	12665	2216	17.5	69	19	1346	550	45	99		81	17	590	78	1359
City Of Scotts Valley	6711	1372	20.4	15	10	598	564	29	68		45	29	537	38	656
Unincorporated Area	75806	16923	22.3	228	151	8311	5508	485	1389		1128	442	5419	399	8823

Insurance Commissioner State Board of Equalization, 1st District														
	Registration	Ballots Cast	Turnout (%)	Insurance Commissioner Vote for 1 Gary Mendoza, REP	John Garamendi, DEM	Steve Klein, AIP	Raul Calderon, Jr., NLP	Dale F. Ogden, LIB	David I. Sheidlower, GRE		Member, State Board of Equalization, 1st Dist. Carole Migden, DEM	Mark S. Bendick, REP	Elizabeth Brierly, LIB	
50045004	637	311	48.8	80	155	5	11	12	36		173	80	26	
50055005	1078	500	46.4	128	251	8	10	22	49		275	129	48	
50065006	669	313	46.8	192	59	5	1	8	27		75	186	16	
50075007	214	0	0.0	0	0	0	0	0	0		0	0	0	
50085008	99	0	0.0	0	0	0	0	0	0		0	0	0	
50105010	853	358	42.0	69	203	5	8	14	40		211	85	32	
50115011	791	342	43.2	64	171	7	7	19	54		202	63	45	
50125012	1181	539	45.6	129	280	6	9	24	63		302	133	52	
50135013	68	0	0.0	0	0	0	0	0	0		0	0	0	
50145014	215	0	0.0	0	0	0	0	0	0		0	0	0	
50155015	190	0	0.0	0	0	0	0	0	0		0	0	0	
50165016	964	433	44.9	97	212	9	10	27	57		232	115	48	
50175017	80	0	0.0	0	0	0	0	0	0		0	0	0	
50185018	736	335	45.5	83	183	2	0	26	26		180	96	25	
50195019	826	414	50.1	99	209	3	15	24	41		218	107	51	
50205020	777	317	40.8	69	171	4	6	14	35		191	63	35	
50215021	299	110	36.8	19	46	2	1	9	23		65	17	18	
50225022	690	288	41.7	81	149	2	3	19	25		155	80	25	
50235023	875	348	39.8	87	184	9	7	12	38		212	99	20	
50245024	33	0	0.0	0	0	0	0	0	0		0	0	0	
50255025	43	0	0.0	0	0	0	0	0	0		0	0	0	
50265026	376	142	37.8	22	76	4	3	13	18		86	23	21	
50275027	961	433	45.1	80	225	19	11	24	50		270	79	56	
50285028	143	0	0.0	0	0	0	0	0	0		0	0	0	
50305030	114	0	0.0	0	0	0	0	0	0		0	0	0	
50325032	296	147	49.7	58	68	1	1	4	8		67	63	5	
50335033	380	145	38.2	37	64	1	2	10	19		70	40	16	
50345034	244	0	0.0	0	0	0	0	0	0		0	0	0	
50355035	194	0	0.0	0	0	0	0	0	0		0	0	0	
50365036	375	182	48.5	32	104	1	3	11	28		112	41	21	
50375037	370	182	49.2	60	82	4	9	9	11		86	62	18	
50385038	210	0	0.0	0	0	0	0	0	0		0	0	0	
50435043	1160	459	39.6	129	239	9	5	20	35		230	152	35	
50445044	3	0	0.0	0	0	0	0	0	0		0	0	0	
50455045	40	0	0.0	0	0	0	0	0	0		0	0	0	
50485048	339	130	38.3	41	58	3	5	7	12		62	43	19	
50495049	573	215	37.5	85	90	3	3	12	7		94	84	18	
50505050	231	0	0.0	0	0	0	0	0	0		0	0	0	
50515051	84	0	0.0	0	0	0	0	0	0		0	0	0	
50525052	400	203	50.8	56	95	3	3	8	22		111	61	13	
50535053	49	0	0.0	0	0	0	0	0	0		0	0	0	
50545054	34	0	0.0	0	0	0	0	0	0		0	0	0	
50555055	575	247	43.0	54	131	4	3	9	35		147	58	23	
50565056	794	355	44.7	59	178	12	10	22	55		213	69	45	
51015101	1189	363	30.5	45	199	3	12	9	72		245	47	31	
51085108	1276	521	40.8	55	271	10	26	21	115		364	63	39	
51105110	1040	490	47.1	83	256	5	15	10	84		313	90	33	
51145114	531	222	41.8	17	118	4	4	8	52		155	19	18	
51625162	519	278	53.6	16	151	1	9	5	70		206	10	12	
54015401	859	461	53.7	186	183	4	5	16	30		193	178	28	
54025402	557	207	37.2	90	86	3	0	5	6		89	89	4	
54035403	1181	496	42.0	172	221	12	13	16	28		239	182	29	
54055405	939	334	35.6	123	124	7	9	18	28		145	126	27	
54065406	1011	388	38.4	190	135	6	5	7	16		133	194	16	
54075407	971	427	44.0	180	183	6	2	14	19		174	201	15	
54095409	6	0	0.0	0	0	0	0	0	0		0	0	0	
54115411	126	0	0.0	0	0	0	0	0	0		0	0	0	
54135413	1061	493	46.5	176	222	14	13	24	21		222	183	36	
80010021002	1351	222	16.4	66	100	5	3	9	29		106	69	13	
80010051005	1150	188	16.3	51	94	4	6	6	15		98	60	9	
80010061006	929	176	18.9	43	95	2	7	5	18		108	42	7	
80010071007	34	19	55.9	7	12	0	0	0	0		12	5	1	
80010081008	997	163	16.3	49	78	4	3	7	7		84	47	11	
80010091009	1410	231	16.4	48	132	9	7	10	15		134	55	19	
80010101010	26	18	69.2	7	4	1	0	0	5		9	5	3	
80010111011	1218	211	17.3	40	114	6	7	9	28		137	39	18	
80010121012	715	229	32.0	89	111	2	1	5	11		106	95	8	
80010131013	185	124	67.0	25	59	1	7	9	14		70	29	13	
80010141014	98	60	61.2	22	28	1	1	0	2		28	25	1	

Insurance Commissioner State Board of Equalization, 1st District															
	Registration	Ballots Cast	Turnout (%)		Insurance Commissioner Vote for 1 Gary Mendoza, REP	John Garamendi, DEM	Steve Klein, AIP	Raul Calderon, Jr., NLP	Dale F. Ogden, LIB	David I. Sheidlower, GRE		Member, State Board of Equalization, 1st Dist. Carole Migden, DEM	Mark S. Bendick, REP	Elizabeth Brierly, LIB	
80010151015	22	13	59.1		4	4	0	1	1	1		6	4	2	
80010161016	88	53	60.2		11	28	1	3	0	8		35	10	5	
80010171017	788	112	14.2		28	62	1	3	3	8		62	36	2	
80010181018	657	121	18.4		33	65	1	0	1	16		73	34	6	
80010191019	549	74	13.5		24	33	1	0	2	8		40	24	2	
80010201020	874	138	15.8		29	76	4	5	5	12		84	35	9	
80010211021	2	0	0.0		0	0	0	0	0	0		0	0	0	
80010221022	781	119	15.2		30	60	1	4	10	10		72	33	7	
80010231023	189	110	58.2		46	46	2	1	6	5		48	44	5	
80010241024	707	95	13.4		31	47	1	3	1	3		48	32	6	
80010251025	31	20	64.5		13	3	0	0	0	2		4	12	1	
80010261026	383	66	17.2		15	37	0	1	3	6		40	17	4	
80010271027	1327	272	20.5		68	153	6	3	6	17		169	72	7	
80010281028	793	116	14.6		43	50	1	3	3	11		50	45	9	
80010291029	150	101	67.3		33	52	0	1	2	9		54	33	3	
80010311031	232	146	62.9		46	65	1	1	6	13		71	47	12	
80010321032	506	107	21.1		30	50	0	1	6	13		56	34	4	
80010351035	215	144	67.0		44	87	2	0	3	1		77	48	4	
80010361036	1082	225	20.8		54	128	3	2	9	14		128	61	11	
80010371037	437	53	12.1		20	25	1	1	2	2		27	17	3	
80010381038	732	142	19.4		48	70	1	0	10	6		67	58	7	
80010391039	401	139	34.7		37	81	2	2	3	6		76	39	8	
80010401040	78	42	53.8		7	20	2	0	5	7		21	8	10	
80010411041	638	85	13.3		19	44	3	3	3	3		49	19	4	
80010421042	916	213	23.3		60	108	6	4	8	18		118	64	17	
80010441044	32	10	31.3		1	5	0	0	1	2		7	0	1	
80010451045	84	57	67.9		15	24	1	1	4	6		29	20	1	
80010471047	463	107	23.1		32	59	2	0	5	6		62	30	5	
80010481048	504	102	20.2		52	32	0	1	7	0		21	65	3	
80010491049	514	77	15.0		16	41	0	3	6	4		35	21	11	
80010501050	596	144	24.2		72	47	2	3	5	10		50	74	10	
80010511051	9	0	0.0		0	0	0	0	0	0		0	0	0	
80010521052	115	64	55.7		25	29	1	1	0	3		28	21	7	
80010541054	23	21	91.3		5	14	0	0	1	0		12	4	1	
80010551055	10	2	20.0		0	0	0	0	0	1		0	1	1	
80010561056	171	99	57.9		41	38	2	1	2	8		37	50	3	
80010571057	231	154	66.7		47	67	1	3	15	14		75	53	15	
80010581058	35	30	85.7		13	8	1	0	5	0		9	14	3	
80010591059	30	18	60.0		6	7	0	0	2	0		3	7	3	
80010601060	7	0	0.0		0	0	0	0	0	0		0	0	0	
80010611061	2	0	0.0		0	0	0	0	0	0		0	0	0	
80010621062	10	0	0.0		0	0	0	0	0	0		0	0	0	
80010631063	1151	211	18.3		72	108	6	0	11	11		108	68	15	
80010641064	70	49	70.0		16	25	0	1	2	5		18	18	5	
80010671067	86	54	62.8		17	24	1	1	0	7		32	19	3	
80010681068	598	132	22.1		60	47	3	1	3	11		58	59	3	
80010691069	109	47	43.1		10	29	1	0	2	5		33	12	2	
80010751075	15	0	0.0		0	0	0	0	0	0		0	0	0	
80010761076	29	22	75.9		4	9	0	2	0	7		12	5	2	
80010771077	49	33	67.3		3	18	1	1	3	6		22	5	5	
80010781078	162	107	66.0		32	51	0	5	8	6		50	36	10	
80010791079	4	4	100.0		1	3	0	0	0	0		2	2	0	
80011011101	648	127	19.6		39	78	2	0	4	1		71	41	4	
80011031103	767	173	22.6		56	85	0	2	10	3		84	61	9	
80011131113	677	199	29.4		98	77	4	1	2	6		58	116	5	
80012011201	239	119	49.8		26	70	1	6	4	10		74	29	11	
80012021202	297	60	20.2		15	36	1	0	2	1		36	17	2	
80012031203	4	0	0.0		0	0	0	0	0	0		0	0	0	
80012081208	281	75	26.7		13	51	4	2	0	1		55	12	1	
80020002000	9	1	11.1		0	1	0	0	0	0		1	0	0	
80020012001	764	112	14.7		37	57	3	1	9	3		60	40	8	
80020022002	6	1	16.7		0	0	1	0	0	0		0	0	1	
80020032003	175	112	64.0		36	52	1	6	2	5		40	45	8	
80020042004	124	89	71.8		11	54	2	2	3	15		67	15	5	
80020052005	49	31	63.3		13	9	0	1	1	2		12	13	2	
80020072007	269	149	55.4		20	85	4	3	11	20		91	30	16	
80020082008	546	101	18.5		31	50	0	5	2	11		49	36	9	
80020092009	11	7	63.6		4	3	0	0	0	0		1	6	0	
80020102010	791	196	24.8		72	87	7	3	8	7		85	80	11	

Insurance Commissioner State Board of Equalization, 1st District														
5	Registration	Ballots Cast	Turnout (%)	Insurance Commissioner Vote for 1 Gary Mendoza, REP	John Garamendi, DEM	Steve Klein, AIP	Raul Calderon, Jr., NLP	Dale F. Ogden, LIB	David I. Sheidlower, GRE		Member, State Board of Equalization, 1st Dist. Carole Migden, DEM	Mark S. Bendick, REP	Elizabeth Brierly, LIB	
80020122012	807	165	20.4	36	101	6	7	3	5		100	50	8	
80020142014	151	108	71.5	39	51	2	5	3	7		46	48	6	
80020152015	426	68	16.0	14	32	1	8	3	7		38	15	6	
80020172017	1043	167	16.0	65	78	1	2	8	8		74	76	6	
80020192019	221	59	26.7	25	24	0	2	2	5		25	23	5	
80020202020	87	56	64.4	21	21	1	0	4	4		18	26	4	
80020212021	111	77	69.4	36	30	2	1	4	3		23	45	4	
80020222022	409	79	19.3	36	34	3	0	0	4		31	38	2	
80020232023	980	180	18.4	62	101	2	4	9	0		92	61	14	
80020242024	675	130	19.3	36	77	2	3	6	1		70	45	4	
80020252025	908	175	19.3	56	85	1	0	9	11		76	68	12	
80020262026	521	100	19.2	33	50	1	2	3	8		52	37	5	
80020272027	396	78	19.7	16	44	0	4	4	7		49	15	6	
80020282028	20	12	60.0	0	2	1	5	2	2		5	2	3	
80020292029	828	119	14.4	34	64	3	3	5	5		66	35	9	
80020302030	911	139	15.3	39	67	1	6	8	11		70	47	12	
80020312031	796	184	23.1	64	93	0	2	7	13		79	73	16	
80020322032	949	205	21.6	64	105	3	1	5	9		103	73	10	
80020332033	1225	199	16.2	63	105	1	3	8	15		100	72	11	
80020342034	67	32	47.8	9	18	0	1	0	1		19	9	1	
80020352035	1102	174	15.8	44	98	2	0	10	5		97	47	9	
80020362036	2	0	0.0	0	0	0	0	0	0		0	0	0	
80020372037	417	76	18.2	34	33	1	3	2	1		37	32	1	
80020382038	315	51	16.2	19	28	0	1	0	1		21	21	2	
80020392039	195	115	59.0	54	47	2	0	1	6		45	57	2	
80020402040	347	64	18.4	24	35	0	0	0	0		32	21	2	
80020412041	400	97	24.3	33	52	1	3	0	2		49	32	5	
80020422042	472	102	21.6	46	45	1	1	2	3		40	50	2	
80020442044	26	26	100.0	7	14	0	0	2	0		15	6	1	
80020452045	34	20	58.8	6	10	0	0	1	2		9	4	3	
80020462046	151	104	68.9	41	46	2	1	6	6		46	48	7	
80020472047	71	30	42.3	10	10	0	2	1	3		16	10	2	
80020482048	832	170	20.4	51	79	2	3	12	10		93	52	8	
80020492049	48	20	41.7	5	13	0	0	1	1		12	8	0	
80020502050	35	19	54.3	11	7	0	0	1	0		6	12	1	
80020512051	1340	264	19.7	76	145	0	7	13	13		145	92	14	
80020522052	1141	275	24.1	129	107	3	0	5	12		98	140	8	
80020532053	1159	301	26.0	127	135	6	3	12	8		133	137	13	
80020542054	63	38	60.3	10	21	0	1	1	4		23	9	6	
80020552055	1016	185	18.2	67	84	3	2	4	15		85	78	6	
80020582058	119	85	71.4	31	44	1	2	1	1		43	36	2	
80020602060	41	41	100.0	15	23	0	0	1	1		25	8	2	
80022012201	977	152	15.6	48	69	5	4	4	9		76	47	10	
80022022202	689	126	18.3	35	70	5	0	4	8		74	36	8	
80022042204	876	172	19.6	57	93	2	0	4	5		91	62	7	
80022052205	842	184	21.9	50	107	1	3	10	5		107	46	10	
80022062206	678	94	13.9	27	54	1	2	5	3		50	32	4	
80022072207	10	0	0.0	0	0	0	0	0	0		0	0	0	
80022082208	916	130	14.2	31	77	1	0	6	8		76	34	9	
80023312331	608	85	14.0	21	45	5	6	2	3		50	23	6	
80023332333	24	9	37.5	3	3	0	3	0	0		6	2	0	
80023412341	309	53	17.2	11	38	0	2	0	1		34	10	3	
80030013001	131	83	63.4	12	48	0	2	3	16		61	13	5	
80030023002	450	40	8.9	16	15	0	3	0	3		16	19	4	
80030033003	865	155	17.9	33	86	2	3	6	16		87	36	14	
80030043004	1223	272	22.2	67	139	3	4	8	38		154	71	24	
80030053005	16	7	43.8	4	0	0	0	1	2		0	4	3	
80030073007	42	31	73.8	4	19	0	0	4	3		19	3	7	
80030083008	826	137	16.6	36	72	3	3	2	9		70	34	7	
80030093009	33	25	75.8	10	12	0	0	0	2		13	9	2	
80030133013	54	37	68.5	4	22	0	0	2	5		19	8	3	
80030143014	49	13	26.5	1	8	0	2	1	1		8	1	2	
80031013101	294	85	28.9	20	57	1	0	1	3		54	21	1	
80031023102	1250	254	20.3	64	144	5	1	3	22		142	72	12	
80031033103	1043	190	18.2	42	102	0	1	6	26		110	52	6	
80031043104	1224	136	11.1	33	82	2	3	0	8		83	27	6	
80031053105	1009	209	20.7	74	98	1	4	2	14		100	83	5	
80031083108	982	146	14.9	26	85	0	0	5	19		86	36	5	
80031133113	903	116	12.8	20	70	1	7	3	6		77	21	7	

Insurance Commissioner State Board of Equalization, 1st District															
5	Registration	Ballots Cast	Turnout (%)	Insurance Commissioner Vote for 1 Gary Mendoza, REP	John Garamendi, DEM	Steve Klein, AIP	Raul Calderon, Jr., NLP	Dale F. Ogden, LIB	David I. Sheidlower, GRE		Member, State Board of Equalization, 1st Dist. Carole Migden, DEM	Mark S. Bendick, REP	Elizabeth Brierly, LIB		
80031143114	1193	112	9.4	16	69	3	5	3	11		77	21	5		
80031153115	1033	155	15.0	28	91	1	8	3	17		97	26	13		
80031163116	917	109	11.9	20	73	0	2	0	12		79	20	6		
80031193119	1090	99	9.1	16	56	1	2	5	12		70	14	5		
80031213121	1385	118	8.5	14	69	1	3	2	17		80	17	6		
80031233123	975	107	11.0	30	52	2	2	5	9		59	33	5		
80031253125	759	166	21.9	42	91	0	4	6	11		82	46	11		
80031293129	673	115	17.1	22	70	1	1	1	12		75	22	2		
80031303130	1143	202	17.7	47	112	4	0	4	16		114	58	4		
80031403140	723	155	21.4	45	83	4	1	4	6		71	62	3		
80031433143	609	82	13.5	19	47	0	0	1	4		41	21	2		
80031453145	1175	237	20.2	60	125	1	5	7	22		128	66	13		
80031463146	1132	138	12.2	27	80	1	2	4	18		90	29	5		
80031483148	767	66	8.6	9	40	1	1	1	11		42	13	7		
80031513151	694	94	13.5	36	40	1	4	1	5		46	35	4		
80031533153	1085	149	13.7	23	87	1	8	1	19		104	21	6		
80031583158	729	106	14.5	16	63	0	2	3	18		72	18	7		
80031603160	648	10	1.5	0	2	0	0	2	4		6	0	2		
80031613161	250	0	0.0	0	0	0	0	0	0		0	0	0		
80031633163	634	11	1.7	1	6	0	0	1	1		8	0	1		
80031653165	365	11	3.0	1	5	0	0	0	4		7	1	2		
80031663166	307	0	0.0	0	0	0	0	0	0		0	0	0		
80031683168	265	0	0.0	0	0	0	0	0	0		0	0	0		
80031693169	256	0	0.0	0	0	0	0	0	0		0	0	0		
80031713171	963	159	16.5	54	76	3	1	5	9		77	48	12		
80031783178	884	95	10.7	17	51	1	1	4	13		58	15	8		
80031813181	556	54	9.7	12	29	0	1	0	8		34	14	4		
80040014001	2	1	50.0	0	0	0	0	0	1		1	0	0		
80040074007	883	199	22.5	56	114	5	6	4	7		93	84	5		
80040084008	256	112	43.8	24	66	4	5	4	6		69	32	7		
80040094009	189	100	52.9	30	49	5	7	3	1		53	33	5		
80040164016	578	69	11.9	11	38	2	4	5	3		43	15	3		
80040184018	436	60	13.8	10	40	1	8	0	0		43	13	0		
80040234023	49	29	59.2	8	12	0	2	2	3		11	13	4		
80040264026	472	78	16.5	38	36	2	0	1	1		22	48	1		
80040274027	11	0	0.0	0	0	0	0	0	0		0	0	0		
80040294029	78	54	69.2	24	17	2	0	0	9		19	25	4		
80040304030	493	113	22.9	43	49	3	3	1	6		55	46	3		
80043104310	657	78	11.9	7	53	0	5	2	5		60	5	6		
80043114311	1198	159	13.3	23	101	2	21	6	4		123	21	9		
80043174317	231	81	35.1	13	42	1	18	1	2		50	9	15		
80043314331	158	66	41.8	7	46	1	10	0	1		52	8	4		
80043334333	1293	237	18.3	48	153	3	16	5	5		176	46	8		
80043414341	881	92	10.4	20	50	0	9	4	4		58	26	3		
80043444344	708	87	12.3	27	49	3	2	2	3		53	32	1		
80043454345	149	61	40.9	23	25	0	8	3	1		30	27	2		
80043504350	261	35	13.4	10	18	0	1	0	2		19	11	1		
80043514351	367	68	18.5	17	39	0	1	5	2		39	17	6		
80043544354	941	166	17.6	35	100	5	12	5	4		109	36	12		
80043614361	612	101	16.5	19	64	3	7	2	4		71	22	5		
80043624362	793	105	13.2	14	72	4	4	2	1		73	15	6		
80043634363	387	70	18.1	20	38	0	3	2	3		32	33	2		
80043644364	404	68	16.8	26	32	1	3	3	0		32	30	3		
80043714371	543	101	18.6	31	48	1	2	5	6		46	42	1		
80043724372	497	95	19.1	18	66	1	4	4	0		65	20	1		
80043734373	1344	323	24.0	115	160	14	8	12	6		158	135	13		
80043744374	300	76	25.3	23	46	0	5	0	0		50	24	0		
80050025002	6	0	0.0	0	0	0	0	0	0		0	0	0		
80050045004	637	88	13.8	26	43	0	2	4	13		48	33	7		
80050055005	1078	144	13.4	42	72	4	3	9	12		71	50	14		
80050065006	669	101	15.1	53	30	0	1	8	5		34	48	13		
80050075007	214	126	58.9	38	57	4	2	6	15		70	33	15		
80050085008	99	55	55.6	24	18	0	1	3	6		20	25	4		
80050105010	853	126	14.8	32	63	2	6	4	13		71	30	14		
80050115011	791	87	11.0	19	46	0	2	4	13		48	21	10		
80050125012	1181	180	15.2	67	88	0	4	4	15		92	65	13		
80050135013	68	32	47.1	9	17	0	0	1	3		15	6	6		
80050145014	215	105	48.8	19	60	2	1	6	17		59	19	20		
80050155015	190	102	53.7	21	58	1	2	7	9		58	22	15		

Insurance Commissioner State Board of Equalization, 1st District														
5	Registration	Ballots Cast	Turnout (%)	Insurance Commissioner Vote for 1 Gary Mendoza, REP	John Garamendi, DEM	Steve Klein, AIP	Raul Calderon, Jr., NLP	Dale F. Ogden, LIB	David I. Sheidlower, GRE	Member, State Board of Equalization, 1st Dist. Carole Migden, DEM	Mark S. Bendick, REP	Elizabeth Brierly, LIB		
80050165016	964	133	13.8	48	65	1	0	6	7	66	48	7		
80050175017	80	41	51.3	14	21	0	0	1	5	18	15	5		
80050185018	736	103	14.0	40	42	2	0	6	5	50	35	7		
80050195019	826	111	13.4	35	50	4	1	4	8	55	34	7		
80050205020	777	105	13.5	20	66	2	2	4	6	65	29	8		
80050215021	299	58	19.4	11	27	0	0	3	12	31	15	3		
80050225022	690	140	20.3	49	68	0	1	8	13	64	40	22		
80050235023	875	130	14.9	45	69	1	2	8	3	69	41	14		
80050245024	33	22	66.7	2	13	0	1	1	4	15	2	3		
80050255025	43	25	58.1	9	13	1	0	2	0	13	6	2		
80050265026	376	53	14.1	16	22	2	0	10	1	22	14	12		
80050275027	961	123	12.8	18	70	1	5	9	11	74	29	12		
80050285028	143	84	58.7	29	41	0	2	3	6	42	32	6		
80050305030	114	78	68.4	33	27	0	0	10	4	30	36	7		
80050325032	296	50	16.9	24	24	0	0	1	0	20	26	1		
80050335033	380	79	20.8	36	28	0	0	0	12	31	36	4		
80050345034	244	160	65.6	56	77	6	0	3	9	65	67	8		
80050355035	194	125	64.4	48	58	5	2	3	5	57	54	6		
80050365036	375	58	15.5	16	30	0	2	1	4	28	21	1		
80050375037	370	57	15.4	27	20	0	2	1	1	18	26	1		
80050385038	210	150	71.4	71	58	1	0	6	6	64	67	3		
80050435043	1160	231	19.9	84	112	3	4	6	11	114	90	12		
80050445044	3	3	100.0	1	2	0	0	0	0	2	0	1		
80050455045	40	25	62.5	8	12	0	3	0	2	13	9	2		
80050485048	339	70	20.6	19	37	1	1	1	7	38	18	10		
80050495049	573	140	24.4	50	75	1	3	4	3	68	45	12		
80050505050	231	151	65.4	51	67	5	1	10	12	73	45	16		
80050515051	84	55	65.5	18	29	3	0	0	2	25	18	5		
80050525052	400	67	16.8	30	27	0	1	4	3	25	35	2		
80050535053	49	30	61.2	9	14	1	2	1	1	14	9	3		
80050545054	34	24	70.6	6	14	1	0	0	2	13	7	2		
80050555055	575	83	14.4	25	41	3	0	4	7	36	33	7		
80050565056	794	120	15.1	22	70	1	5	7	12	70	25	16		
80051015101	1189	171	14.4	42	82	0	0	7	27	92	49	10		
80051085108	1276	158	12.4	28	94	1	4	7	13	99	32	11		
80051105110	1040	174	16.7	41	103	1	2	3	16	104	49	6		
80051145114	531	78	14.7	12	42	1	1	2	12	42	20	4		
80051625162	519	39	7.5	2	24	0	1	0	5	30	3	1		
80054015401	859	147	17.1	41	76	3	5	7	8	80	43	4		
80054025402	557	180	32.3	94	66	0	3	2	1	55	99	6		
80054035403	1181	196	16.6	79	82	1	0	8	8	89	76	8		
80054055405	939	176	18.7	76	75	0	2	8	8	73	80	9		
80054065406	1011	151	14.9	62	59	3	3	4	10	57	63	13		
80054075407	971	232	23.9	89	116	4	6	2	6	113	94	12		
80054095409	6	4	66.7	1	1	0	0	0	2	2	2	0		
80054115411	126	76	60.3	34	26	2	1	2	4	26	38	1		
80054135413	1061	218	20.5	85	94	7	4	15	10	92	88	21		
Precinct Totals	135553	53593	39.5	11840	28168	820	1411	1799	6202	31800	12409	3624		
Absentee Totals	135553	26437	19.5	7869	13495	390	604	945	1779	13873	8545	1589		
Grand Totals	135553	80030	59.0	19709	41663	1210	2015	2744	7981	45673	20954	5213		

A vertical bar chart consisting of 15 segments. The segments alternate in color, starting with a white segment at the top, followed by a light gray segment, and continuing this pattern down to the bottom. The segments are of varying heights, with the top segment being the tallest and the bottom segment being the shortest.

Segment	Color
1	White
2	Light Gray
3	White
4	Light Gray
5	White
6	Light Gray
7	White
8	Light Gray
9	White
10	Light Gray
11	White
12	Light Gray
13	White
14	Light Gray
15	White

A vertical bar chart consisting of 15 segments. The segments alternate between white and light gray, starting with a white segment at the top and ending with a light gray segment at the bottom. The segments are of varying heights, with the top segment being the tallest and the bottom segment being the shortest.

Segment	Color
1	White
2	Light Gray
3	White
4	Light Gray
5	White
6	Light Gray
7	White
8	Light Gray
9	White
10	Light Gray
11	White
12	Light Gray
13	White
14	Light Gray
15	Light Gray

A vertical bar chart consisting of 15 segments. The segments alternate between white and light gray, starting with a white segment at the top. The segments are of varying heights, with the top segment being the tallest and the bottom segment being the shortest. The bar is outlined in black.

Segment	Color
1	White
2	Light Gray
3	White
4	Light Gray
5	White
6	Light Gray
7	White
8	Light Gray
9	White
10	Light Gray
11	White
12	Light Gray
13	White
14	Light Gray
15	White

A vertical bar chart consisting of 15 segments. The segments alternate in color, starting with a white segment at the top, followed by a light gray segment, and continuing this pattern down to the bottom. The segments are of varying heights, with the top segment being the tallest and the bottom segment being the shortest.

Segment	Color
1	White
2	Light Gray
3	White
4	Light Gray
5	White
6	Light Gray
7	White
8	Light Gray
9	White
10	Light Gray
11	White
12	Light Gray
13	White
14	Light Gray
15	White

A vertical bar chart consisting of 15 segments. The segments alternate between white and light gray, starting with a white segment at the top. The segments are of varying heights, with the top segment being the tallest and the bottom segment being the shortest. The bar is outlined in black.

Segment	Color
1	White
2	Light Gray
3	White
4	Light Gray
5	White
6	Light Gray
7	White
8	Light Gray
9	White
10	Light Gray
11	White
12	Light Gray
13	White
14	Light Gray
15	White

A vertical bar chart consisting of 15 segments. The segments alternate between white and light gray, starting with a white segment at the top. The segments are of varying heights, with the top segment being the tallest and the bottom segment being the shortest. The bar is outlined in black.

Segment	Color
1	White
2	Light Gray
3	White
4	Light Gray
5	White
6	Light Gray
7	White
8	Light Gray
9	White
10	Light Gray
11	White
12	Light Gray
13	White
14	Light Gray
15	White

A vertical bar chart consisting of 15 segments. The segments alternate in color, starting with a white segment at the top, followed by a light gray segment, and continuing this pattern down to the bottom. The segments are of varying heights, with the top segment being the tallest and the bottom segment being the shortest.

Segment	Color
1	White
2	Light Gray
3	White
4	Light Gray
5	White
6	Light Gray
7	White
8	Light Gray
9	White
10	Light Gray
11	White
12	Light Gray
13	White
14	Light Gray
15	White

A vertical bar chart consisting of 15 segments. The segments alternate in color, starting with a white segment at the top, followed by a light gray segment, and continuing this pattern down to the bottom. The segments are of varying heights, with the top segment being the tallest and the bottom segment being the shortest.

Segment	Color
1	White
2	Light Gray
3	White
4	Light Gray
5	White
6	Light Gray
7	White
8	Light Gray
9	White
10	Light Gray
11	White
12	Light Gray
13	White
14	Light Gray
15	White

***Grand Totals		Insurance Commissioner State Board of Equalization, 1st District																
5																		
	Registration	Ballots Cast	Turnout (%)		Insurance Commissioner Vote for 1 Gary Mendoza, REP	John Garamendi, DEM	Steve Klein, AIP	Raul Calderon, Jr., NLP	Dale F. Ogden, LIB	David I. Sheidlower, GRE		Member, State Board of Equalization, 1st Dist. Carole Migden, DEM	Mark S. Bendick, REP	Elizabeth Brierly, LIB				
Santa Cruz County	135553	80030	59.0		19709	41663	1210	2015	2744	7981		45673	20954	5213				
14th Congressional Distr	41695	25425	61.0		7820	12115	411	511	1093	2207		12852	8255	2013				
17th Congressional Distr	93858	54605	58.2		11889	29548	799	1504	1651	5774		32821	12699	3200				
11th Senatorial District	82955	48913	59.0		9855	26295	660	1064	1720	6190		29723	10448	3352				
15th Senatorial District	52598	31117	59.2		9854	15368	550	951	1024	1791		15950	10506	1861				
27th Assembly District	117720	70785	60.1		17424	36430	1008	1415	2511	7667		40042	18435	4734				
28th Assembly District	17833	9245	51.8		2285	5233	202	600	233	314		5631	2519	479				
1st Supervisorial Distri	28713	16833	58.6		4396	8653	267	337	628	1532		9355	4598	1114				
2nd Supervisorial Distri	29530	17988	60.9		5256	9278	298	369	587	1240		9545	5666	1057				
3rd Supervisorial Distri	31604	19206	60.8		2841	10594	199	441	554	3150		12565	3024	1170				
4th Supervisorial Distri	15171	7845	51.7		1967	4425	159	513	193	269		4763	2161	389				
5th Supervisorial Distri	30535	18158	59.5		5249	8713	287	355	782	1790		9445	5505	1483				
City Of Santa Cruz	34562	20816	60.2		3160	11450	216	479	576	3350		13507	3408	1223				
City Of Capitola	5809	3324	57.2		824	1834	64	57	114	248		1928	855	227				
City Of Watsonville	12665	6476	51.1		1512	3792	123	449	146	187		4105	1613	315				
City Of Scotts Valley	6711	4186	62.4		1678	1749	72	71	148	205		1782	1736	229				
Unincorporated Area	75806	45228	59.7		12535	22838	735	959	1760	3991		24351	13342	3219				

***Absentee Totals		Insurance Commissioner State Board of Equalization, 1st District															
5																	
	Registration	Ballots Cast	Turnout (%)		Insurance Commissioner Vote for 1 Gary Mendoza, REP	John Garamendi, DEM	Steve Klein, AIP	Raul Calderon, Jr., NLP	Dale F. Ogden, LIB	David I. Sheidlower, GRE		Member, State Board of Equalization, 1st Dist. Carole Migden, DEM	Mark S. Bendick, REP	Elizabeth Brierly, LIB			
Santa Cruz County	135553	26437	19.5		7869	13495	390	604	945	1779		13873	8545	1589			
14th Congressional Distr	41695	9909	23.8		3283	4713	140	179	409	732		4801	3511	730			
17th Congressional Distr	93858	16528	17.6		4586	8782	250	425	536	1047		9072	5034	859			
11th Senatorial District	82955	13849	16.7		3701	7330	182	261	497	1114		7622	4007	865			
15th Senatorial District	52598	12588	23.9		4168	6165	208	343	448	665		6251	4538	724			
27th Assembly District	117720	23113	19.6		7033	11603	318	406	845	1676		11896	7560	1429			
28th Assembly District	17833	3324	18.6		836	1892	72	198	100	103		1977	985	160			
1st Supervisorial Distri	28713	6644	23.1		2007	3303	109	119	262	477		3448	2157	392			
2nd Supervisorial Distri	29530	6393	21.6		2095	3212	93	129	240	325		3176	2315	357			
3rd Supervisorial Distri	31604	4486	14.2		1021	2476	44	86	110	452		2616	1110	246			
4th Supervisorial Distri	15171	2884	19.0		740	1623	63	174	83	90		1705	868	130			
5th Supervisorial Distri	30535	6030	19.7		2006	2881	81	96	250	435		2928	2095	464			
City Of Santa Cruz	34562	4805	13.9		1152	2640	45	80	118	440		2749	1283	225			
City Of Capitola	5809	1112	19.1		302	627	21	17	39	50		639	315	62			
City Of Watsonville	12665	2216	17.5		531	1288	44	150	65	57		1386	594	107			
City Of Scotts Valley	6711	1380	20.6		561	595	20	24	48	57		587	583	74			
Unincorporated Area	75806	16924	22.3		5323	8345	260	333	675	1175		8512	5770	1121			

U.S. Congress, 14th & 17th Districts														
6	Registration	Ballots Cast	Turnout (%)	U. S. Congress 14th District Vote for 1 Anna G. Eshoo, DEM	Joe Nixon, REP	Andrew B. Carver, LIB	U. S. Congress 17th District Vote for 1 Clint Engler, REP	Ray Glock-Grueneich, GRE	Sam Farr, DEM	Jascha Lee, LIB				
10021002	1351	515	38.1	0	0	0	71	26	402	7				
10051005	1150	423	36.8	0	0	0	54	29	314	9				
10061006	929	370	39.8	0	0	0	37	31	287	8				
10071007	34	0	0.0	0	0	0	0	0	0	0				
10081008	997	399	40.0	0	0	0	57	25	298	4				
10091009	1410	594	42.1	0	0	0	98	40	429	12				
10101010	26	0	0.0	0	0	0	0	0	0	0				
10111011	1218	408	33.5	0	0	0	67	24	299	7				
10121012	715	197	27.6	0	0	0	42	4	141	1				
10131013	185	0	0.0	0	0	0	0	0	0	0				
10141014	98	0	0.0	0	0	0	0	0	0	0				
10151015	22	0	0.0	0	0	0	0	0	0	0				
10161016	88	0	0.0	0	0	0	0	0	0	0				
10171017	788	368	46.7	0	0	0	40	20	295	4				
10181018	657	316	48.1	224	70	13	0	0	0	0				
10191019	549	238	43.4	0	0	0	23	15	189	5				
10201020	874	288	33.0	0	0	0	35	20	224	3				
10211021	2	0	0.0	0	0	0	0	0	0	0				
10221022	781	281	36.0	0	0	0	42	16	211	5				
10231023	189	0	0.0	0	0	0	0	0	0	0				
10241024	707	270	38.2	0	0	0	59	17	183	4				
10251025	31	0	0.0	0	0	0	0	0	0	0				
10261026	383	144	37.6	0	0	0	22	13	104	2				
10271027	1327	418	31.5	0	0	0	72	25	308	7				
10281028	793	408	51.5	257	109	20	0	0	0	0				
10291029	150	1	0.7	1	0	0	0	0	0	0				
10311031	232	0	0.0	0	0	0	0	0	0	0				
10321032	506	218	43.1	130	67	13	0	0	0	0				
10351035	215	0	0.0	0	0	0	0	0	0	0				
10361036	1082	459	42.4	301	106	24	0	0	0	0				
10371037	437	228	52.2	125	76	10	0	0	0	0				
10381038	732	297	40.6	174	98	15	0	0	0	0				
10391039	401	101	25.2	0	0	0	20	3	74	3				
10401040	78	0	0.0	0	0	0	0	0	0	0				
10411041	638	224	35.1	0	0	0	29	16	171	3				
10421042	916	328	35.8	0	0	0	92	16	208	7				
10441044	32	0	0.0	0	0	0	0	0	0	0				
10451045	84	0	0.0	0	0	0	0	0	0	0				
10471047	463	185	40.0	114	55	13	0	0	0	0				
10481048	504	247	49.0	104	125	6	0	0	0	0				
10491049	514	236	45.9	0	0	0	47	13	167	1				
10501050	596	235	39.4	129	94	7	0	0	0	0				
10511051	9	0	0.0	0	0	0	0	0	0	0				
10521052	115	0	0.0	0	0	0	0	0	0	0				
10541054	23	0	0.0	0	0	0	0	0	0	0				
10551055	10	0	0.0	0	0	0	0	0	0	0				
10561056	171	0	0.0	0	0	0	0	0	0	0				
10571057	231	0	0.0	0	0	0	0	0	0	0				
10581058	35	0	0.0	0	0	0	0	0	0	0				
10591059	30	0	0.0	0	0	0	0	0	0	0				
10601060	7	0	0.0	0	0	0	0	0	0	0				
10611061	2	0	0.0	0	0	0	0	0	0	0				
10621062	10	0	0.0	0	0	0	0	0	0	0				
10631063	1151	398	34.6	0	0	0	83	17	279	7				
10641064	70	0	0.0	0	0	0	0	0	0	0				
10671067	86	0	0.0	0	0	0	0	0	0	0				
10681068	598	270	45.2	0	0	0	63	11	182	5				
10691069	109	0	0.0	0	0	0	0	0	0	0				
10751075	15	0	0.0	0	0	0	0	0	0	0				
10761076	29	0	0.0	0	0	0	0	0	0	0				
10771077	49	0	0.0	0	0	0	0	0	0	0				
10781078	162	0	0.0	0	0	0	0	0	0	0				
10791079	4	0	0.0	0	0	0	0	0	0	0				
11011101	648	323	49.8	0	0	0	50	17	240	5				
11031103	767	378	49.3	0	0	0	79	12	270	4				
11131113	677	239	35.3	0	0	0	51	5	172	5				
12011201	239	0	0.0	0	0	0	0	0	0	0				
12021202	297	86	29.0	0	0	0	17	3	62	2				
12031203	4	0	0.0	0	0	0	0	0	0	0				

U.S. Congress, 14th & 17th Districts														
6	Registration	Ballots Cast	Turnout (%)	U. S. Congress 14th District Vote for 1 Anna G. Eshoo, DEM	Joe Nixon, REP	Andrew B. Carver, LIB	U. S. Congress 17th District Vote for 1 Clint Engler, REP	Ray Glock-Grueneich, GRE	Sam Farr, DEM	Jascha Lee, LIB				
12081208	281	99	35.2	0	0	0	29	4	64	1				
20002000	9	0	0.0	0	0	0	0	0	0	0				
20012001	764	300	39.3	0	0	0	72	6	209	5				
20022002	6	0	0.0	0	0	0	0	0	0	0				
20032003	175	0	0.0	0	0	0	0	0	0	0				
20042004	124	0	0.0	0	0	0	0	0	0	0				
20052005	49	0	0.0	0	0	0	0	0	0	0				
20072007	269	0	0.0	0	0	0	0	0	0	0				
20082008	546	194	35.5	116	57	13	0	0	0	0				
20092009	11	0	0.0	0	0	0	0	0	0	0				
20102010	791	289	36.5	0	0	0	84	15	180	2				
20122012	807	270	33.5	0	0	0	63	6	188	5				
20142014	151	0	0.0	0	0	0	0	0	0	0				
20152015	426	182	42.7	0	0	0	35	3	136	5				
20172017	1043	461	44.2	273	147	15	0	0	0	0				
20192019	221	0	0.0	0	0	0	0	0	0	0				
20202020	87	0	0.0	0	0	0	0	0	0	0				
20212021	111	0	0.0	0	0	0	0	0	0	0				
20222022	409	170	41.6	97	57	8	0	0	0	0				
20232023	980	489	49.9	0	0	0	118	10	337	6				
20242024	675	311	46.1	0	0	0	56	11	232	7				
20252025	908	392	43.2	0	0	0	61	18	290	11				
20262026	521	242	46.4	0	0	0	60	9	158	5				
20272027	396	177	44.7	0	0	0	28	9	133	4				
20282028	20	0	0.0	0	0	0	0	0	0	0				
20292029	828	366	44.2	0	0	0	65	12	271	4				
20302030	911	424	46.5	0	0	0	79	23	309	3				
20312031	796	365	45.9	0	0	0	83	14	260	4				
20322032	949	444	46.8	0	0	0	110	15	302	7				
20332033	1225	552	45.1	0	0	0	131	19	379	9				
20342034	67	0	0.0	0	0	0	0	0	0	0				
20352035	1102	537	48.7	0	0	0	101	21	386	12				
20362036	2	0	0.0	0	0	0	0	0	0	0				
20372037	417	146	35.0	0	0	0	44	4	90	6				
20382038	315	133	42.2	0	0	0	37	2	86	4				
20392039	195	0	0.0	0	0	0	0	0	0	0				
20402040	347	150	43.2	0	0	0	39	12	97	0				
20412041	400	124	31.0	0	0	0	37	5	76	1				
20422042	472	210	44.5	0	0	0	67	6	132	5				
20442044	26	0	0.0	0	0	0	0	0	0	0				
20452045	34	0	0.0	0	0	0	0	0	0	0				
20462046	151	0	0.0	0	0	0	0	0	0	0				
20472047	71	0	0.0	0	0	0	0	0	0	0				
20482048	832	318	38.2	0	0	0	70	16	216	6				
20492049	48	0	0.0	0	0	0	0	0	0	0				
20502050	35	0	0.0	0	0	0	0	0	0	0				
20512051	1340	536	40.0	0	0	0	109	25	378	5				
20522052	1141	492	43.1	0	0	0	150	5	318	5				
20532053	1159	463	39.9	0	0	0	145	4	298	3				
20542054	63	0	0.0	0	0	0	0	0	0	0				
20552055	1016	463	45.6	0	0	0	122	17	298	16				
20582058	119	0	0.0	0	0	0	0	0	0	0				
20602060	41	0	0.0	0	0	0	0	0	0	0				
22012201	977	427	43.7	0	0	0	85	16	314	7				
22022202	689	264	38.3	0	0	0	46	19	191	6				
22042204	876	385	43.9	0	0	0	91	11	264	8				
22052205	842	334	39.7	0	0	0	65	12	249	4				
22062206	678	266	39.2	0	0	0	51	9	192	5				
22072207	10	0	0.0	0	0	0	0	0	0	0				
22082208	916	351	38.3	0	0	0	65	19	248	12				
23312331	608	281	46.2	0	0	0	50	2	215	4				
23332333	24	0	0.0	0	0	0	0	0	0	0				
23412341	309	87	28.2	0	0	0	14	1	69	2				
30013001	131	0	0.0	0	0	0	0	0	0	0				
30023002	450	252	56.0	182	47	8	0	0	0	0				
30033003	865	422	48.8	320	67	16	0	0	0	0				
30043004	1223	515	42.1	385	89	21	0	0	0	0				
30053005	16	0	0.0	0	0	0	0	0	0	0				
30073007	42	0	0.0	0	0	0	0	0	0	0				

U.S. Congress, 14th & 17th Districts														
6	Registration	Ballots Cast	Turnout (%)	U. S. Congress 14th District Vote for 1 Anna G. Eshoo, DEM	Joe Nixon, REP	Andrew B. Carver, LIB	U. S. Congress 17th District Vote for 1 Clint Engler, REP	Ray Glock-Grueneich, GRE	Sam Farr, DEM	Jascha Lee, LIB				
30083008	826	334	40.4	0	0	0	52	15	243	7				
30093009	33	0	0.0	0	0	0	0	0	0	0				
30133013	54	0	0.0	0	0	0	0	0	0	0				
30143014	49	0	0.0	0	0	0	0	0	0	0				
31013101	294	139	47.3	0	0	0	34	7	93	1				
31023102	1250	595	47.6	0	0	0	62	29	475	12				
31033103	1043	453	43.4	0	0	0	63	27	350	3				
31043104	1224	635	51.9	0	0	0	54	57	489	10				
31053105	1009	526	52.1	0	0	0	82	19	405	6				
31083108	982	481	49.0	0	0	0	36	52	370	6				
31133113	903	436	48.3	0	0	0	52	23	339	8				
31143114	1193	596	50.0	0	0	0	41	60	458	13				
31153115	1033	504	48.8	0	0	0	40	42	400	9				
31163116	917	423	46.1	0	0	0	30	42	336	6				
31193119	1090	503	46.1	0	0	0	30	63	387	7				
31213121	1385	630	45.5	0	0	0	32	92	474	18				
31233123	975	355	36.4	0	0	0	18	58	266	1				
31253125	759	379	49.9	0	0	0	43	25	294	13				
31293129	673	367	54.5	0	0	0	43	28	283	2				
31303130	1143	536	46.9	0	0	0	57	23	420	14				
31403140	723	401	55.5	0	0	0	74	7	310	3				
31433143	609	346	56.8	0	0	0	23	30	277	6				
31453145	1175	530	45.1	0	0	0	62	44	411	6				
31463146	1132	534	47.2	0	0	0	32	48	432	7				
31483148	767	357	46.5	0	0	0	24	47	262	6				
31513151	694	344	49.6	0	0	0	49	28	255	5				
31533153	1085	527	48.6	0	0	0	61	28	409	10				
31583158	729	340	46.6	0	0	0	35	18	275	4				
31603160	648	223	34.4	0	0	0	7	54	142	3				
31613161	250	124	49.6	0	0	0	7	32	70	3				
31633163	634	224	35.3	0	0	0	11	53	133	6				
31653165	365	226	61.9	0	0	0	3	80	112	5				
31663166	307	150	48.9	0	0	0	5	54	69	3				
31683168	265	90	34.0	0	0	0	10	13	57	1				
31693169	256	119	46.5	0	0	0	6	34	59	4				
31713171	963	471	48.9	0	0	0	64	20	371	5				
31783178	884	358	40.5	0	0	0	22	49	269	7				
31813181	556	275	49.5	0	0	0	10	29	228	2				
40014001	2	0	0.0	0	0	0	0	0	0	0				
40074007	883	327	37.0	176	131	9	0	0	0	0				
40084008	256	0	0.0	0	0	0	0	0	0	0				
40094009	189	0	0.0	0	0	0	0	0	0	0				
40164016	578	212	36.7	0	0	0	33	7	158	5				
40184018	436	141	32.3	98	24	9	0	0	0	0				
40234023	49	0	0.0	0	0	0	0	0	0	0				
40264026	472	217	46.0	109	89	9	0	0	0	0				
40274027	11	0	0.0	0	0	0	0	0	0	0				
40294029	78	0	0.0	0	0	0	0	0	0	0				
40304030	493	172	34.9	81	73	10	0	0	0	0				
43104310	657	192	29.2	0	0	0	15	9	160	3				
43114311	1198	305	25.5	0	0	0	31	10	253	1				
43174317	231	0	0.0	0	0	0	0	0	0	0				
43314331	158	0	0.0	0	0	0	0	0	0	0				
43334333	1293	419	32.4	0	0	0	45	7	346	6				
43414341	881	287	32.6	0	0	0	64	7	206	1				
43444344	708	262	37.0	0	0	0	64	3	185	3				
43454345	149	0	0.0	0	0	0	0	0	0	0				
43504350	261	93	35.6	0	0	0	20	2	70	1				
43514351	367	115	31.3	0	0	0	22	1	87	3				
43544354	941	257	27.3	0	0	0	55	4	190	1				
43614361	612	199	32.5	0	0	0	32	5	153	3				
43624362	793	266	33.5	0	0	0	48	3	207	1				
43634363	387	177	45.7	0	0	0	53	2	116	2				
43644364	404	169	41.8	0	0	0	41	2	122	2				
43714371	543	261	48.1	0	0	0	54	6	184	7				
43724372	497	218	43.9	0	0	0	40	3	169	1				
43734373	1344	572	42.6	0	0	0	143	11	394	6				
43744374	300	100	33.3	0	0	0	14	3	79	1				
50025002	6	0	0.0	0	0	0	0	0	0	0				

U.S. Congress, 14th & 17th Districts														
6	Registration	Ballots Cast	Turnout (%)	U. S. Congress 14th District Vote for 1 Anna G. Eshoo, DEM	Joe Nixon, REP	Andrew B. Carver, LIB	U. S. Congress 17th District Vote for 1 Clint Engler, REP	Ray Glock-Grueneich, GRE	Sam Farr, DEM	Jascha Lee, LIB				
50045004	637	311	48.8	200	76	20	0	0	0	0				
50055005	1078	500	46.4	315	125	35	0	0	0	0				
50065006	669	313	46.8	101	182	9	0	0	0	0				
50075007	214	0	0.0	0	0	0	0	0	0	0				
50085008	99	0	0.0	0	0	0	0	0	0	0				
50105010	853	358	42.0	244	80	18	0	0	0	0				
50115011	791	342	43.2	237	63	27	0	0	0	0				
50125012	1181	539	45.6	362	116	34	0	0	0	0				
50135013	68	0	0.0	0	0	0	0	0	0	0				
50145014	215	0	0.0	0	0	0	0	0	0	0				
50155015	190	0	0.0	0	0	0	0	0	0	0				
50165016	964	433	44.9	267	105	43	0	0	0	0				
50175017	80	0	0.0	0	0	0	0	0	0	0				
50185018	736	335	45.5	211	85	22	0	0	0	0				
50195019	826	414	50.1	256	102	39	0	0	0	0				
50205020	777	317	40.8	223	61	23	0	0	0	0				
50215021	299	110	36.8	75	19	12	0	0	0	0				
50225022	690	288	41.7	190	74	15	0	0	0	0				
50235023	875	348	39.8	237	88	16	0	0	0	0				
50245024	33	0	0.0	0	0	0	0	0	0	0				
50255025	43	0	0.0	0	0	0	0	0	0	0				
50265026	376	142	37.8	95	32	12	0	0	0	0				
50275027	961	433	45.1	307	79	34	0	0	0	0				
50285028	143	0	0.0	0	0	0	0	0	0	0				
50305030	114	0	0.0	0	0	0	0	0	0	0				
50325032	296	147	49.7	74	59	9	0	0	0	0				
50335033	380	145	38.2	85	33	16	0	0	0	0				
50345034	244	0	0.0	0	0	0	0	0	0	0				
50355035	194	0	0.0	0	0	0	0	0	0	0				
50365036	375	182	48.5	125	37	16	0	0	0	0				
50375037	370	182	49.2	98	66	10	0	0	0	0				
50385038	210	0	0.0	0	0	0	0	0	0	0				
50435043	1160	459	39.6	280	138	25	0	0	0	0				
50445044	3	0	0.0	0	0	0	0	0	0	0				
50455045	40	0	0.0	0	0	0	0	0	0	0				
50485048	339	130	38.3	75	40	11	0	0	0	0				
50495049	573	215	37.5	110	79	15	0	0	0	0				
50505050	231	0	0.0	0	0	0	0	0	0	0				
50515051	84	0	0.0	0	0	0	0	0	0	0				
50525052	400	203	50.8	0	0	0	47	14	131	5				
50535053	49	0	0.0	0	0	0	0	0	0	0				
50545054	34	0	0.0	0	0	0	0	0	0	0				
50555055	575	247	43.0	157	63	15	0	0	0	0				
50565056	794	355	44.7	241	66	30	0	0	0	0				
51015101	1189	363	30.5	0	0	0	46	48	254	5				
51085108	1276	521	40.8	0	0	0	48	57	388	16				
51105110	1040	490	47.1	0	0	0	72	40	356	9				
51145114	531	222	41.8	0	0	0	13	29	169	6				
51625162	519	278	53.6	0	0	0	8	47	197	2				
54015401	859	461	53.7	225	177	21	0	0	0	0				
54025402	557	207	37.2	97	86	5	0	0	0	0				
54035403	1181	496	42.0	288	173	17	0	0	0	0				
54055405	939	334	35.6	170	117	19	0	0	0	0				
54065406	1011	388	38.4	164	189	9	0	0	0	0				
54075407	971	427	44.0	205	186	19	0	0	0	0				
54095409	6	0	0.0	0	0	0	0	0	0	0				
54115411	126	0	0.0	0	0	0	0	0	0	0				
54135413	1061	493	46.5	271	174	23	0	0	0	0				
80010021002	1351	222	16.4	0	0	0	52	14	142	6				
80010051005	1150	188	16.3	0	0	0	50	7	118	5				
80010061006	929	176	18.9	0	0	0	32	9	128	2				
80010071007	34	19	55.9	11	8	0	0	0	0	0				
80010081008	997	163	16.3	0	0	0	40	2	109	5				
80010091009	1410	231	16.4	0	0	0	35	9	179	3				
80010101010	26	18	69.2	10	6	1	0	0	0	0				
80010111011	1218	211	17.3	0	0	0	34	16	152	3				
80010121012	715	229	32.0	0	0	0	77	7	141	2				
80010131013	185	124	67.0	83	29	9	0	0	0	0				
80010141014	98	60	61.2	34	22	0	0	0	0	0				

U.S. Congress, 14th & 17th Districts														
6	Registration	Ballots Cast	Turnout (%)		U. S. Congress 14th District Vote for 1 Anna G. Eshoo, DEM	Joe Nixon, REP	Andrew B. Carver, LIB		U. S. Congress 17th District Vote for 1 Clint Engler, REP	Ray Glock-Grueneich, GRE	Sam Farr, DEM	Jascha Lee, LIB		
80010151015	22	13	59.1		6	5	1		0	0	0	0		
80010161016	88	53	60.2		37	14	2		0	0	0	0		
80010171017	788	112	14.2		0	0	0		26	3	80	0		
80010181018	657	121	18.4		77	32	6		0	0	0	0		
80010191019	549	74	13.5		0	0	0		20	3	47	0		
80010201020	874	138	15.8		0	0	0		28	1	105	1		
80010211021	2	0	0.0		0	0	0		0	0	0	0		
80010221022	781	119	15.2		0	0	0		21	3	92	0		
80010231023	189	110	58.2		60	40	5		0	0	0	0		
80010241024	707	95	13.4		0	0	0		22	3	68	0		
80010251025	31	20	64.5		4	12	1		0	0	0	0		
80010261026	383	66	17.2		0	0	0		12	2	46	4		
80010271027	1327	272	20.5		0	0	0		52	4	209	1		
80010281028	793	116	14.6		65	41	4		0	0	0	0		
80010291029	150	101	67.3		61	34	1		0	0	0	0		
80010311031	232	146	62.9		87	45	7		0	0	0	0		
80010321032	506	107	21.1		68	27	3		0	0	0	0		
80010351035	215	144	67.0		0	0	0		37	0	105	1		
80010361036	1082	225	20.8		145	59	6		0	0	0	0		
80010371037	437	53	12.1		34	15	2		0	0	0	0		
80010381038	732	142	19.4		75	56	6		0	0	0	0		
80010391039	401	139	34.7		0	0	0		30	5	98	2		
80010401040	78	42	53.8		23	8	8		0	0	0	0		
80010411041	638	85	13.3		0	0	0		17	0	65	1		
80010421042	916	213	23.3		0	0	0		58	2	145	6		
80010441044	32	10	31.3		0	0	0		1	1	7	0		
80010451045	84	57	67.9		0	0	0		16	2	36	2		
80010471047	463	107	23.1		70	30	4		0	0	0	0		
80010481048	504	102	20.2		31	61	3		0	0	0	0		
80010491049	514	77	15.0		0	0	0		15	6	46	5		
80010501050	596	144	24.2		58	72	8		0	0	0	0		
80010511051	9	0	0.0		0	0	0		0	0	0	0		
80010521052	115	64	55.7		35	22	4		0	0	0	0		
80010541054	23	21	91.3		15	5	1		0	0	0	0		
80010551055	10	2	20.0		1	0	0		0	0	0	0		
80010561056	171	99	57.9		42	47	3		0	0	0	0		
80010571057	231	154	66.7		91	50	9		0	0	0	0		
80010581058	35	30	85.7		10	12	4		0	0	0	0		
80010591059	30	18	60.0		9	7	0		0	0	0	0		
80010601060	7	0	0.0		0	0	0		0	0	0	0		
80010611061	2	0	0.0		0	0	0		0	0	0	0		
80010621062	10	0	0.0		0	0	0		0	0	0	0		
80010631063	1151	211	18.3		0	0	0		55	5	146	3		
80010641064	70	49	70.0		26	18	2		0	0	0	0		
80010671067	86	54	62.8		33	20	1		0	0	0	0		
80010681068	598	132	22.1		0	0	0		46	0	80	2		
80010691069	109	47	43.1		0	0	0		10	1	36	0		
80010751075	15	0	0.0		0	0	0		0	0	0	0		
80010761076	29	22	75.9		0	0	0		4	2	16	0		
80010771077	49	33	67.3		26	4	3		0	0	0	0		
80010781078	162	107	66.0		64	31	9		0	0	0	0		
80010791079	4	4	100.0		4	0	0		0	0	0	0		
80011011101	648	127	19.6		0	0	0		31	1	90	3		
80011031103	767	173	22.6		0	0	0		46	0	120	1		
80011131113	677	199	29.4		0	0	0		99	2	87	3		
80012011201	239	119	49.8		0	0	0		23	3	92	1		
80012021202	297	60	20.2		0	0	0		14	0	42	1		
80012031203	4	0	0.0		0	0	0		0	0	0	0		
80012081208	281	75	26.7		0	0	0		12	0	62	0		
80020002000	9	1	11.1		1	0	0		0	0	0	0		
80020012001	764	112	14.7		0	0	0		34	1	73	2		
80020022002	6	1	16.7		0	0	0		1	0	0	0		
80020032003	175	112	64.0		0	0	0		37	2	68	1		
80020042004	124	89	71.8		69	11	7		0	0	0	0		
80020052005	49	31	63.3		13	11	2		0	0	0	0		
80020072007	269	149	55.4		100	26	12		0	0	0	0		
80020082008	546	101	18.5		60	30	7		0	0	0	0		
80020092009	11	7	63.6		0	0	0		6	0	1	0		
80020102010	791	196	24.8		0	0	0		71	2	114	3		

U.S. Congress, 14th & 17th Districts														
6	Registration	Ballots Cast	Turnout (%)		U. S. Congress 14th District Vote for 1 Anna G. Eshoo, DEM	Joe Nixon, REP	Andrew B. Carver, LIB		U. S. Congress 17th District Vote for 1 Clint Engler, REP	Ray Glock-Grueneich, GRE	Sam Farr, DEM	Jascha Lee, LIB		
80020122012	807	165	20.4		0	0	0		38	2	122	2		
80020142014	151	108	71.5		58	39	5		0	0	0	0		
80020152015	426	68	16.0		0	0	0		14	4	48	2		
80020172017	1043	167	16.0		84	71	5		0	0	0	0		
80020192019	221	59	26.7		0	0	0		22	0	34	2		
80020202020	87	56	64.4		0	0	0		16	1	35	2		
80020212021	111	77	69.4		32	43	2		0	0	0	0		
80020222022	409	79	19.3		39	33	3		0	0	0	0		
80020232023	980	180	18.4		0	0	0		50	4	117	5		
80020242024	675	130	19.3		0	0	0		30	3	87	5		
80020252025	908	175	19.3		0	0	0		51	5	113	1		
80020262026	521	100	19.2		0	0	0		31	2	64	2		
80020272027	396	78	19.7		0	0	0		9	2	66	0		
80020282028	20	12	60.0		0	0	0		3	2	7	0		
80020292029	828	119	14.4		0	0	0		27	2	84	4		
80020302030	911	139	15.3		0	0	0		41	3	89	5		
80020312031	796	184	23.1		0	0	0		59	6	109	7		
80020322032	949	205	21.6		0	0	0		60	8	131	1		
80020332033	1225	199	16.2		0	0	0		61	2	126	6		
80020342034	67	32	47.8		0	0	0		9	0	20	3		
80020352035	1102	174	15.8		0	0	0		37	4	128	2		
80020362036	2	0	0.0		0	0	0		0	0	0	0		
80020372037	417	76	18.2		0	0	0		27	1	47	1		
80020382038	315	51	16.2		0	0	0		20	2	29	0		
80020392039	195	115	59.0		0	0	0		46	3	62	0		
80020402040	347	64	18.4		0	0	0		19	0	42	1		
80020412041	400	97	24.3		0	0	0		26	0	69	0		
80020422042	472	102	21.6		0	0	0		41	2	58	0		
80020442044	26	26	100.0		16	8	0		0	0	0	0		
80020452045	34	20	58.8		13	4	1		0	0	0	0		
80020462046	151	104	68.9		0	0	0		38	1	57	5		
80020472047	71	30	42.3		0	0	0		5	1	21	0		
80020482048	832	170	20.4		0	0	0		30	4	131	1		
80020492049	48	20	41.7		0	0	0		4	0	16	0		
80020502050	35	19	54.3		0	0	0		11	0	7	1		
80020512051	1340	264	19.7		0	0	0		76	4	173	4		
80020522052	1141	275	24.1		0	0	0		107	3	157	1		
80020532053	1159	301	26.0		0	0	0		101	1	192	2		
80020542054	63	38	60.3		0	0	0		5	1	32	0		
80020552055	1016	185	18.2		0	0	0		61	5	116	2		
80020582058	119	85	71.4		43	35	2		0	0	0	0		
80020602060	41	41	100.0		0	0	0		8	0	32	1		
80022012201	977	152	15.6		0	0	0		36	2	110	2		
80022022202	689	126	18.3		0	0	0		30	4	87	3		
80022042204	876	172	19.6		0	0	0		45	3	117	3		
80022052205	842	184	21.9		0	0	0		38	2	139	1		
80022062206	678	94	13.9		0	0	0		21	3	68	0		
80022072207	10	0	0.0		0	0	0		0	0	0	0		
80022082208	916	130	14.2		0	0	0		32	2	94	0		
80023312331	608	85	14.0		0	0	0		17	2	64	0		
80023332333	24	9	37.5		0	0	0		2	0	7	0		
80023412341	309	53	17.2		0	0	0		6	0	45	0		
80030013001	131	83	63.4		65	15	2		0	0	0	0		
80030023002	450	40	8.9		20	17	2		0	0	0	0		
80030033003	865	155	17.9		109	32	5		0	0	0	0		
80030043004	1223	272	22.2		182	67	13		0	0	0	0		
80030053005	16	7	43.8		2	5	0		0	0	0	0		
80030073007	42	31	73.8		26	4	1		0	0	0	0		
80030083008	826	137	16.6		0	0	0		33	8	86	2		
80030093009	33	25	75.8		12	12	0		0	0	0	0		
80030133013	54	37	68.5		0	0	0		6	4	25	1		
80030143014	49	13	26.5		0	0	0		0	2	8	2		
80031013101	294	85	28.9		0	0	0		16	4	63	0		
80031023102	1250	254	20.3		0	0	0		55	12	173	1		
80031033103	1043	190	18.2		0	0	0		32	8	144	3		
80031043104	1224	136	11.1		0	0	0		30	0	100	1		
80031053105	1009	209	20.7		0	0	0		60	0	135	1		
80031083108	982	146	14.9		0	0	0		29	9	103	2		
80031133113	903	116	12.8		0	0	0		22	6	84	2		

U.S. Congress, 14th & 17th Districts														
6	Registration	Ballots Cast	Turnout (%)	U. S. Congress 14th District Vote for 1 Anna G. Eshoo, DEM	Joe Nixon, REP	Andrew B. Carver, LIB	U. S. Congress 17th District Vote for 1 Clint Engler, REP	Ray Glock-Grueneich, GRE	Sam Farr, DEM	Jascha Lee, LIB				
80031143114	1193	112	9.4	0	0	0	13	6	88	3				
80031153115	1033	155	15.0	0	0	0	24	7	119	2				
80031163116	917	109	11.9	0	0	0	14	3	89	0				
80031193119	1090	99	9.1	0	0	0	8	6	80	2				
80031213121	1385	118	8.5	0	0	0	14	8	89	1				
80031233123	975	107	11.0	0	0	0	25	4	70	2				
80031253125	759	166	21.9	0	0	0	36	6	117	2				
80031293129	673	115	17.1	0	0	0	18	3	90	1				
80031303130	1143	202	17.7	0	0	0	48	4	141	2				
80031403140	723	155	21.4	0	0	0	44	4	104	1				
80031433143	609	82	13.5	0	0	0	21	2	56	1				
80031453145	1175	237	20.2	0	0	0	52	16	160	2				
80031463146	1132	138	12.2	0	0	0	27	4	105	1				
80031483148	767	66	8.6	0	0	0	13	5	47	1				
80031513151	694	94	13.5	0	0	0	27	2	62	2				
80031533153	1085	149	13.7	0	0	0	22	6	116	2				
80031583158	729	106	14.5	0	0	0	14	8	82	2				
80031603160	648	10	1.5	0	0	0	0	0	8	2				
80031613161	250	0	0.0	0	0	0	0	0	0	0				
80031633163	634	11	1.7	0	0	0	0	0	9	0				
80031653165	365	11	3.0	0	0	0	1	2	7	0				
80031663166	307	0	0.0	0	0	0	0	0	0	0				
80031683168	265	0	0.0	0	0	0	0	0	0	0				
80031693169	256	0	0.0	0	0	0	0	0	0	0				
80031713171	963	159	16.5	0	0	0	43	11	95	4				
80031783178	884	95	10.7	0	0	0	11	9	66	4				
80031813181	556	54	9.7	0	0	0	8	6	39	0				
80040014001	2	1	50.0	0	0	0	0	1	0	0				
80040074007	883	199	22.5	107	67	9	0	0	0	0				
80040084008	256	112	43.8	75	30	3	0	0	0	0				
80040094009	189	100	52.9	0	0	0	30	2	63	1				
80040164016	578	69	11.9	0	0	0	12	0	53	2				
80040184018	436	60	13.8	43	11	1	0	0	0	0				
80040234023	49	29	59.2	0	0	0	9	2	16	0				
80040264026	472	78	16.5	35	42	0	0	0	0	0				
80040274027	11	0	0.0	0	0	0	0	0	0	0				
80040294029	78	54	69.2	24	24	2	0	0	0	0				
80040304030	493	113	22.9	69	41	1	0	0	0	0				
80043104310	657	78	11.9	0	0	0	5	6	61	1				
80043114311	1198	159	13.3	0	0	0	15	2	138	0				
80043174317	231	81	35.1	0	0	0	7	2	66	2				
80043314331	158	66	41.8	0	0	0	4	2	58	1				
80043334333	1293	237	18.3	0	0	0	37	3	193	1				
80043414341	881	92	10.4	0	0	0	20	1	66	2				
80043444344	708	87	12.3	0	0	0	24	3	58	1				
80043454345	149	61	40.9	0	0	0	18	0	42	0				
80043504350	261	35	13.4	0	0	0	7	1	26	0				
80043514351	367	68	18.5	0	0	0	15	3	46	3				
80043544354	941	166	17.6	0	0	0	27	5	132	0				
80043614361	612	101	16.5	0	0	0	17	4	77	0				
80043624362	793	105	13.2	0	0	0	11	1	90	1				
80043634363	387	70	18.1	0	0	0	19	1	49	0				
80043644364	404	68	16.8	0	0	0	25	2	37	0				
80043714371	543	101	18.6	0	0	0	29	2	66	1				
80043724372	497	95	19.1	0	0	0	17	1	76	0				
80043734373	1344	323	24.0	0	0	0	102	7	202	9				
80043744374	300	76	25.3	0	0	0	13	1	59	0				
80050025002	6	0	0.0	0	0	0	0	0	0	0				
80050045004	637	88	13.8	49	29	8	0	0	0	0				
80050055005	1078	144	13.4	81	50	8	0	0	0	0				
80050065006	669	101	15.1	37	50	12	0	0	0	0				
80050075007	214	126	58.9	80	34	7	0	0	0	0				
80050085008	99	55	55.6	25	19	7	0	0	0	0				
80050105010	853	126	14.8	80	29	11	0	0	0	0				
80050115011	791	87	11.0	53	21	8	0	0	0	0				
80050125012	1181	180	15.2	108	59	6	0	0	0	0				
80050135013	68	32	47.1	21	6	5	0	0	0	0				
80050145014	215	105	48.8	74	17	11	0	0	0	0				
80050155015	190	102	53.7	65	20	12	0	0	0	0				

U.S. Congress, 14th & 17th Districts															
6	Registration	Ballots Cast	Turnout (%)		U. S. Congress 14th District Vote for 1 Anna G. Eshoo, DEM	Joe Nixon, REP	Andrew B. Carver, LIB		U. S. Congress 17th District Vote for 1 Clint Engler, REP	Ray Glock-Grueneich, GRE	Sam Farr, DEM	Jascha Lee, LIB			
80050165016	964	133	13.8		79	45	3		0	0	0	0			
80050175017	80	41	51.3		25	14	2		0	0	0	0			
80050185018	736	103	14.0		59	34	7		0	0	0	0			
80050195019	826	111	13.4		65	32	6		0	0	0	0			
80050205020	777	105	13.5		71	26	5		0	0	0	0			
80050215021	299	58	19.4		40	13	3		0	0	0	0			
80050225022	690	140	20.3		88	39	9		0	0	0	0			
80050235023	875	130	14.9		79	42	6		0	0	0	0			
80050245024	33	22	66.7		17	1	2		0	0	0	0			
80050255025	43	25	58.1		15	7	1		0	0	0	0			
80050265026	376	53	14.1		28	14	8		0	0	0	0			
80050275027	961	123	12.8		89	16	12		0	0	0	0			
80050285028	143	84	58.7		49	29	3		0	0	0	0			
80050305030	114	78	68.4		35	35	8		0	0	0	0			
80050325032	296	50	16.9		23	23	1		0	0	0	0			
80050335033	380	79	20.8		38	36	2		0	0	0	0			
80050345034	244	160	65.6		85	60	10		0	0	0	0			
80050355035	194	125	64.4		66	52	4		0	0	0	0			
80050365036	375	58	15.5		37	16	0		0	0	0	0			
80050375037	370	57	15.4		25	26	3		0	0	0	0			
80050385038	210	150	71.4		70	64	4		0	0	0	0			
80050435043	1160	231	19.9		127	86	6		0	0	0	0			
80050445044	3	3	100.0		2	1	0		0	0	0	0			
80050455045	40	25	62.5		14	8	3		0	0	0	0			
80050485048	339	70	20.6		40	20	5		0	0	0	0			
80050495049	573	140	24.4		84	41	9		0	0	0	0			
80050505050	231	151	65.4		88	42	8		0	0	0	0			
80050515051	84	55	65.5		27	19	5		0	0	0	0			
80050525052	400	67	16.8		0	0	0		25	2	38	0			
80050535053	49	30	61.2		0	0	0		7	0	19	3			
80050545054	34	24	70.6		0	0	0		4	0	19	0			
80050555055	575	83	14.4		47	28	6		0	0	0	0			
80050565056	794	120	15.1		84	25	7		0	0	0	0			
80051015101	1189	171	14.4		0	0	0		34	15	115	4			
80051085108	1276	158	12.4		0	0	0		25	9	118	4			
80051105110	1040	174	16.7		0	0	0		37	6	127	2			
80051145114	531	78	14.7		0	0	0		11	5	61	0			
80051625162	519	39	7.5		0	0	0		2	0	36	0			
80054015401	859	147	17.1		94	40	7		0	0	0	0			
80054025402	557	180	32.3		74	90	5		0	0	0	0			
80054035403	1181	196	16.6		103	74	5		0	0	0	0			
80054055405	939	176	18.7		89	72	10		0	0	0	0			
80054065406	1011	151	14.9		71	59	6		0	0	0	0			
80054075407	971	232	23.9		123	92	8		0	0	0	0			
80054095409	6	4	66.7		2	2	0		0	0	0	0			
80054115411	126	76	60.3		36	36	0		0	0	0	0			
80054135413	1061	218	20.5		112	82	16		0	0	0	0			
Precinct Totals	135553	53593	39.5		9381	4551	858		5994	2448	27871	621			
Absentee Totals	135553	26437	19.5		5665	3285	498		3948	478	11464	236			
Grand Totals	135553	80030	59.0		15046	7836	1356		9942	2926	39335	857			



A vertical bar chart consisting of 15 segments. The segments alternate between white and light gray, starting with a white segment at the top and ending with a light gray segment at the bottom. The segments are of varying heights, with the top segment being the tallest and the bottom segment being the shortest.

Segment	Color
1	White
2	Light Gray
3	White
4	Light Gray
5	White
6	Light Gray
7	White
8	Light Gray
9	White
10	Light Gray
11	White
12	Light Gray
13	White
14	Light Gray
15	Light Gray

A vertical bar chart consisting of 15 segments. The segments alternate in color, starting with a white segment at the top, followed by a light gray segment, and continuing this pattern down to the bottom. The segments are of varying heights, with the top segment being the tallest and the bottom segment being the shortest.

Segment	Color
1	White
2	Light Gray
3	White
4	Light Gray
5	White
6	Light Gray
7	White
8	Light Gray
9	White
10	Light Gray
11	White
12	Light Gray
13	White
14	Light Gray
15	White

A vertical bar chart consisting of 15 segments. The segments alternate between white and light gray, starting with a white segment at the top. The segments are of varying heights, with the top white segment being the tallest and the bottom gray segment being the shortest. The bar is enclosed in a black border.

Segment	Color
1	White
2	Light Gray
3	White
4	Light Gray
5	White
6	Light Gray
7	White
8	Light Gray
9	White
10	Light Gray
11	White
12	Light Gray
13	White
14	Light Gray
15	White

A vertical bar chart consisting of 15 segments. The segments alternate between white and light gray, starting with a white segment at the top and ending with a light gray segment at the bottom. The segments are of varying heights, with the top segment being the tallest and the bottom segment being the shortest.

Segment	Color
1	White
2	Light Gray
3	White
4	Light Gray
5	White
6	Light Gray
7	White
8	Light Gray
9	White
10	Light Gray
11	White
12	Light Gray
13	White
14	Light Gray
15	Light Gray

A vertical bar chart consisting of 15 segments. The segments alternate in color, starting with a white segment at the top, followed by a light gray segment, and continuing this pattern down to the bottom. The segments are of varying heights, with the top segment being the tallest and the bottom segment being the shortest.

Segment	Color
1	White
2	Light Gray
3	White
4	Light Gray
5	White
6	Light Gray
7	White
8	Light Gray
9	White
10	Light Gray
11	White
12	Light Gray
13	White
14	Light Gray
15	White

A vertical bar chart consisting of 15 segments. The segments alternate in color, starting with a white segment at the top, followed by a light gray segment, and continuing this pattern down to the bottom. The segments are of varying heights, with the top segment being the tallest and the bottom segment being the shortest.

Segment	Color
1	White
2	Light Gray
3	White
4	Light Gray
5	White
6	Light Gray
7	White
8	Light Gray
9	White
10	Light Gray
11	White
12	Light Gray
13	White
14	Light Gray
15	White

A vertical bar chart consisting of 15 segments. The segments alternate in color, starting with a white segment at the top, followed by a light gray segment, and continuing this pattern down to the bottom. The segments are of varying heights, with the top segment being the tallest and the bottom segment being the shortest.

Segment	Color
1	White
2	Light Gray
3	White
4	Light Gray
5	White
6	Light Gray
7	White
8	Light Gray
9	White
10	Light Gray
11	White
12	Light Gray
13	White
14	Light Gray
15	White

***Grand Totals		U.S. Congress, 14th & 17th Districts																	
6																			
	Registration	Ballots Cast	Turnout (%)		U. S. Congress 14th District Vote for 1 Anna G. Eshoo, DEM	Joe Nixon, REP	Andrew B. Carver, LIB		U. S. Congress 17th District Vote for 1 Clint Engler, REP	Ray Glock-Grueneich, GRE	Sam Farr, DEM	Jascha Lee, LIB							
Santa Cruz County	135553	80030	59.0		15046	7836	1356		9942	2926	39335	857							
14th Congressional Distr	41695	25425	61.0		15046	7836	1356		0	0	0	0							
17th Congressional Distr	93858	54605	58.2		0	0	0		9942	2926	39335	857							
11th Senatorial District	82955	48913	59.0		7044	2558	677		6008	2522	27900	614							
15th Senatorial District	52598	31117	59.2		8002	5278	679		3934	404	11435	243							
27th Assembly District	117720	70785	60.1		14227	7355	1296		8391	2768	33533	762							
28th Assembly District	17833	9245	51.8		819	481	60		1551	158	5802	95							
1st Supervisorial Distri	28713	16833	58.6		2954	1632	234		2294	535	8462	184							
2nd Supervisorial Distri	29530	17988	60.9		1014	572	82		3992	477	11109	271							
3rd Supervisorial Distri	31604	19206	60.8		1303	355	68		2040	1505	12983	274							
4th Supervisorial Distri	15171	7845	51.7		817	532	53		1237	137	4753	72							
5th Supervisorial Distri	30535	18158	59.5		8958	4745	919		379	272	2028	56							
City Of Santa Cruz	34562	20816	60.2		0	0	0		2601	1769	15421	331							
City Of Capitola	5809	3324	57.2		0	0	0		700	112	2395	56							
City Of Watsonville	12665	6476	51.1		0	0	0		1242	130	4863	70							
City Of Scotts Valley	6711	4186	62.4		2124	1649	170		0	0	0	0							
Unincorporated Area	75806	45228	59.7		12922	6187	1186		5399	915	16656	400							

***Absentee Totals		U.S. Congress, 14th & 17th Districts																	
6																			
	Registration	Ballots Cast	Turnout (%)		U. S. Congress 14th District Vote for 1 Anna G. Eshoo, DEM	Joe Nixon, REP	Andrew B. Carver, LIB		U. S. Congress 17th District Vote for 1 Clint Engler, REP	Ray Glock-Grueneich, GRE	Sam Farr, DEM	Jascha Lee, LIB							
Santa Cruz County	135553	26437	19.5		5665	3285	498		3948	478	11464	236							
14th Congressional Distr	41695	9909	23.8		5665	3285	498		0	0	0	0							
17th Congressional Distr	93858	16528	17.6		0	0	0		3948	478	11464	236							
11th Senatorial District	82955	13849	16.7		2060	906	185		2363	358	7418	148							
15th Senatorial District	52598	12588	23.9		3605	2379	313		1585	120	4046	88							
27th Assembly District	117720	23113	19.6		5345	3105	478		3370	420	9422	204							
28th Assembly District	17833	3324	18.6		320	180	20		578	58	2042	32							
1st Supervisorial Distri	28713	6644	23.1		1395	832	113		1015	113	2889	63							
2nd Supervisorial Distri	29530	6393	21.6		528	311	46		1559	101	3608	83							
3rd Supervisorial Distri	31604	4486	14.2		416	152	23		766	175	2760	52							
4th Supervisorial Distri	15171	2884	19.0		353	215	16		463	52	1674	25							
5th Supervisorial Distri	30535	6030	19.7		2973	1775	300		145	37	533	13							
City Of Santa Cruz	34562	4805	13.9		0	0	0		1012	199	3395	64							
City Of Capitola	5809	1112	19.1		0	0	0		251	19	811	11							
City Of Watsonville	12665	2216	17.5		0	0	0		437	49	1658	22							
City Of Scotts Valley	6711	1380	20.6		704	547	57		0	0	0	0							
Unincorporated Area	75806	16924	22.3		4961	2738	441		2248	211	5600	139							

State Assembly, 27th & 28 Districts														
	Registration	Ballots Cast	Turnout (%)	State Assembly 27th District Vote for 1 Chuck Carter, REP	Gordon Sachtjen, LIB	John Laird, DEM	State Assembly 28th District Vote for 1 Jane Howard, REP	Simon Salinas, DEM						
10021002	1351	515	38.1	84	16	385	0	0						
10051005	1150	423	36.8	75	15	294	0	0						
10061006	929	370	39.8	55	22	266	0	0						
10071007	34	0	0.0	0	0	0	0	0						
10081008	997	399	40.0	77	12	278	0	0						
10091009	1410	594	42.1	136	23	402	0	0						
10101010	26	0	0.0	0	0	0	0	0						
10111011	1218	408	33.5	96	17	282	0	0						
10121012	715	197	27.6	52	5	123	0	0						
10131013	185	0	0.0	0	0	0	0	0						
10141014	98	0	0.0	0	0	0	0	0						
10151015	22	0	0.0	0	0	0	0	0						
10161016	88	0	0.0	0	0	0	0	0						
10171017	788	368	46.7	65	18	273	0	0						
10181018	657	316	48.1	76	13	217	0	0						
10191019	549	238	43.4	33	7	181	0	0						
10201020	874	288	33.0	55	12	205	0	0						
10211021	2	0	0.0	0	0	0	0	0						
10221022	781	281	36.0	58	15	196	0	0						
10231023	189	0	0.0	0	0	0	0	0						
10241024	707	270	38.2	78	14	165	0	0						
10251025	31	0	0.0	0	0	0	0	0						
10261026	383	144	37.6	32	6	99	0	0						
10271027	1327	418	31.5	92	11	300	0	0						
10281028	793	408	51.5	125	14	252	0	0						
10291029	150	1	0.7	0	1	0	0	0						
10311031	232	0	0.0	0	0	0	0	0						
10321032	506	218	43.1	70	9	128	0	0						
10351035	215	0	0.0	0	0	0	0	0						
10361036	1082	459	42.4	121	18	299	0	0						
10371037	437	228	52.2	79	10	117	0	0						
10381038	732	297	40.6	113	8	163	0	0						
10391039	401	101	25.2	24	4	72	0	0						
10401040	78	0	0.0	0	0	0	0	0						
10411041	638	224	35.1	42	10	159	0	0						
10421042	916	328	35.8	118	16	178	0	0						
10441044	32	0	0.0	0	0	0	0	0						
10451045	84	0	0.0	0	0	0	0	0						
10471047	463	185	40.0	64	12	95	0	0						
10481048	504	247	49.0	130	4	100	0	0						
10491049	514	236	45.9	69	7	142	0	0						
10501050	596	235	39.4	100	7	123	0	0						
10511051	9	0	0.0	0	0	0	0	0						
10521052	115	0	0.0	0	0	0	0	0						
10541054	23	0	0.0	0	0	0	0	0						
10551055	10	0	0.0	0	0	0	0	0						
10561056	171	0	0.0	0	0	0	0	0						
10571057	231	0	0.0	0	0	0	0	0						
10581058	35	0	0.0	0	0	0	0	0						
10591059	30	0	0.0	0	0	0	0	0						
10601060	7	0	0.0	0	0	0	0	0						
10611061	2	0	0.0	0	0	0	0	0						
10621062	10	0	0.0	0	0	0	0	0						
10631063	1151	398	34.6	114	13	252	0	0						
10641064	70	0	0.0	0	0	0	0	0						
10671067	86	0	0.0	0	0	0	0	0						
10681068	598	270	45.2	93	6	157	0	0						
10691069	109	0	0.0	0	0	0	0	0						
10751075	15	0	0.0	0	0	0	0	0						
10761076	29	0	0.0	0	0	0	0	0						
10771077	49	0	0.0	0	0	0	0	0						
10781078	162	0	0.0	0	0	0	0	0						
10791079	4	0	0.0	0	0	0	0	0						
11011101	648	323	49.8	68	16	214	0	0						
11031103	767	378	49.3	117	9	226	0	0						
11131113	677	239	35.3	73	4	151	0	0						
12011201	239	0	0.0	0	0	0	0	0						
12021202	297	86	29.0	26	4	49	0	0						
12031203	4	0	0.0	0	0	0	0	0						

State Assembly, 27th & 28 Districts														
7	Registration	Ballots Cast	Turnout (%)	State Assembly 27th District Vote for 1 Chuck Carter, REP	Gordon Sachtjen, LIB	John Laird, DEM	State Assembly 28th District Vote for 1 Jane Howard, REP	Simon Salinas, DEM						
12081208	281	99	35.2	37	1	60	0	0						
20002000	9	0	0.0	0	0	0	0	0						
20012001	764	300	39.3	0	0	0	97	190						
20022002	6	0	0.0	0	0	0	0	0						
20032003	175	0	0.0	0	0	0	0	0						
20042004	124	0	0.0	0	0	0	0	0						
20052005	49	0	0.0	0	0	0	0	0						
20072007	269	0	0.0	0	0	0	0	0						
20082008	546	194	35.5	0	0	0	82	108						
20092009	11	0	0.0	0	0	0	0	0						
20102010	791	289	36.5	108	8	158	0	0						
20122012	807	270	33.5	0	0	0	103	157						
20142014	151	0	0.0	0	0	0	0	0						
20152015	426	182	42.7	49	7	122	0	0						
20172017	1043	461	44.2	173	13	257	0	0						
20192019	221	0	0.0	0	0	0	0	0						
20202020	87	0	0.0	0	0	0	0	0						
20212021	111	0	0.0	0	0	0	0	0						
20222022	409	170	41.6	58	7	97	0	0						
20232023	980	489	49.9	164	14	290	0	0						
20242024	675	311	46.1	77	9	213	0	0						
20252025	908	392	43.2	100	17	255	0	0						
20262026	521	242	46.4	67	8	152	0	0						
20272027	396	177	44.7	40	3	130	0	0						
20282028	20	0	0.0	0	0	0	0	0						
20292029	828	366	44.2	80	8	253	0	0						
20302030	911	424	46.5	106	7	282	0	0						
20312031	796	365	45.9	112	13	217	0	0						
20322032	949	444	46.8	147	11	261	0	0						
20332033	1225	552	45.1	170	14	342	0	0						
20342034	67	0	0.0	0	0	0	0	0						
20352035	1102	537	48.7	154	12	345	0	0						
20362036	2	0	0.0	0	0	0	0	0						
20372037	417	146	35.0	64	7	71	0	0						
20382038	315	133	42.2	47	3	76	0	0						
20392039	195	0	0.0	0	0	0	0	0						
20402040	347	150	43.2	47	3	93	0	0						
20412041	400	124	31.0	55	2	62	0	0						
20422042	472	210	44.5	91	5	112	0	0						
20442044	26	0	0.0	0	0	0	0	0						
20452045	34	0	0.0	0	0	0	0	0						
20462046	151	0	0.0	0	0	0	0	0						
20472047	71	0	0.0	0	0	0	0	0						
20482048	832	318	38.2	82	9	200	0	0						
20492049	48	0	0.0	0	0	0	0	0						
20502050	35	0	0.0	0	0	0	0	0						
20512051	1340	536	40.0	159	17	328	0	0						
20522052	1141	492	43.1	201	9	247	0	0						
20532053	1159	463	39.9	182	4	248	0	0						
20542054	63	0	0.0	0	0	0	0	0						
20552055	1016	463	45.6	163	23	257	0	0						
20582058	119	0	0.0	0	0	0	0	0						
20602060	41	0	0.0	0	0	0	0	0						
22012201	977	427	43.7	107	11	288	0	0						
22022202	689	264	38.3	62	12	178	0	0						
22042204	876	385	43.9	122	13	232	0	0						
22052205	842	334	39.7	82	10	223	0	0						
22062206	678	266	39.2	60	13	173	0	0						
22072207	10	0	0.0	0	0	0	0	0						
22082208	916	351	38.3	83	14	237	0	0						
23312331	608	281	46.2	0	0	0	83	183						
23332333	24	0	0.0	0	0	0	0	0						
23412341	309	87	28.2	0	0	0	35	51						
30013001	131	0	0.0	0	0	0	0	0						
30023002	450	252	56.0	40	16	182	0	0						
30033003	865	422	48.8	75	18	320	0	0						
30043004	1223	515	42.1	110	17	362	0	0						
30053005	16	0	0.0	0	0	0	0	0						
30073007	42	0	0.0	0	0	0	0	0						

State Assembly, 27th & 28 Districts														
7	Registration	Ballots Cast	Turnout (%)	State Assembly 27th District Vote for 1 Chuck Carter, REP	Gordon Sachtjen, LIB	John Laird, DEM	State Assembly 28th District Vote for 1 Jane Howard, REP	Simon Salinas, DEM						
30083008	826	334	40.4	67	6	239	0	0						
30093009	33	0	0.0	0	0	0	0	0						
30133013	54	0	0.0	0	0	0	0	0						
30143014	49	0	0.0	0	0	0	0	0						
31013101	294	139	47.3	40	2	95	0	0						
31023102	1250	595	47.6	85	17	462	0	0						
31033103	1043	453	43.4	82	14	334	0	0						
31043104	1224	635	51.9	87	19	477	0	0						
31053105	1009	526	52.1	108	14	378	0	0						
31083108	982	481	49.0	52	15	391	0	0						
31133113	903	436	48.3	71	14	328	0	0						
31143114	1193	596	50.0	53	19	479	0	0						
31153115	1033	504	48.8	69	17	395	0	0						
31163116	917	423	46.1	42	20	337	0	0						
31193119	1090	503	46.1	43	16	411	0	0						
31213121	1385	630	45.5	47	34	506	0	0						
31233123	975	355	36.4	25	15	288	0	0						
31253125	759	379	49.9	60	19	275	0	0						
31293129	673	367	54.5	45	14	284	0	0						
31303130	1143	536	46.9	93	16	389	0	0						
31403140	723	401	55.5	111	10	260	0	0						
31433143	609	346	56.8	28	13	284	0	0						
31453145	1175	530	45.1	89	22	400	0	0						
31463146	1132	534	47.2	46	10	445	0	0						
31483148	767	357	46.5	35	15	281	0	0						
31513151	694	344	49.6	64	18	245	0	0						
31533153	1085	527	48.6	79	26	383	0	0						
31583158	729	340	46.6	55	9	262	0	0						
31603160	648	223	34.4	8	7	188	0	0						
31613161	250	124	49.6	8	5	99	0	0						
31633163	634	224	35.3	10	11	163	0	0						
31653165	365	226	61.9	5	16	168	0	0						
31663166	307	150	48.9	7	9	103	0	0						
31683168	265	90	34.0	11	4	66	0	0						
31693169	256	119	46.5	7	4	85	0	0						
31713171	963	471	48.9	99	16	336	0	0						
31783178	884	358	40.5	29	18	290	0	0						
31813181	556	275	49.5	16	12	228	0	0						
40014001	2	0	0.0	0	0	0	0	0						
40074007	883	327	37.0	0	0	0	155	165						
40084008	256	0	0.0	0	0	0	0	0						
40094009	189	0	0.0	0	0	0	0	0						
40164016	578	212	36.7	0	0	0	51	154						
40184018	436	141	32.3	0	0	0	31	103						
40234023	49	0	0.0	0	0	0	0	0						
40264026	472	217	46.0	0	0	0	113	97						
40274027	11	0	0.0	0	0	0	0	0						
40294029	78	0	0.0	0	0	0	0	0						
40304030	493	172	34.9	85	2	79	0	0						
43104310	657	192	29.2	0	0	0	24	159						
43114311	1198	305	25.5	0	0	0	42	250						
43174317	231	0	0.0	0	0	0	0	0						
43314331	158	0	0.0	0	0	0	0	0						
43334333	1293	419	32.4	0	0	0	80	320						
43414341	881	287	32.6	0	0	0	87	191						
43444344	708	262	37.0	0	0	0	79	172						
43454345	149	0	0.0	0	0	0	0	0						
43504350	261	93	35.6	0	0	0	28	63						
43514351	367	115	31.3	0	0	0	32	79						
43544354	941	257	27.3	0	0	0	70	172						
43614361	612	199	32.5	0	0	0	48	147						
43624362	793	266	33.5	0	0	0	74	185						
43634363	387	177	45.7	0	0	0	87	83						
43644364	404	169	41.8	0	0	0	60	106						
43714371	543	261	48.1	0	0	0	79	167						
43724372	497	218	43.9	0	0	0	57	147						
43734373	1344	572	42.6	0	0	0	213	338						
43744374	300	100	33.3	0	0	0	21	76						
50025002	6	0	0.0	0	0	0	0	0						

State Assembly, 27th & 28 Districts															
	Registration	Ballots Cast	Turnout (%)		State Assembly 27th District Vote for 1 Chuck Carter, REP	Gordon Sachtjen, LIB	John Laird, DEM		State Assembly 28th District Vote for 1 Jane Howard, REP	Simon Salinas, DEM					
7															
50045004	637	311	48.8		92	12	193		0	0					
50055005	1078	500	46.4		141	28	302		0	0					
50065006	669	313	46.8		193	8	90		0	0					
50075007	214	0	0.0		0	0	0		0	0					
50085008	99	0	0.0		0	0	0		0	0					
50105010	853	358	42.0		86	17	235		0	0					
50115011	791	342	43.2		71	24	220		0	0					
50125012	1181	539	45.6		140	28	345		0	0					
50135013	68	0	0.0		0	0	0		0	0					
50145014	215	0	0.0		0	0	0		0	0					
50155015	190	0	0.0		0	0	0		0	0					
50165016	964	433	44.9		116	24	275		0	0					
50175017	80	0	0.0		0	0	0		0	0					
50185018	736	335	45.5		100	15	205		0	0					
50195019	826	414	50.1		122	32	239		0	0					
50205020	777	317	40.8		65	21	220		0	0					
50215021	299	110	36.8		21	12	71		0	0					
50225022	690	288	41.7		83	10	179		0	0					
50235023	875	348	39.8		96	14	228		0	0					
50245024	33	0	0.0		0	0	0		0	0					
50255025	43	0	0.0		0	0	0		0	0					
50265026	376	142	37.8		29	9	95		0	0					
50275027	961	433	45.1		100	35	283		0	0					
50285028	143	0	0.0		0	0	0		0	0					
50305030	114	0	0.0		0	0	0		0	0					
50325032	296	147	49.7		63	4	74		0	0					
50335033	380	145	38.2		45	11	77		0	0					
50345034	244	0	0.0		0	0	0		0	0					
50355035	194	0	0.0		0	0	0		0	0					
50365036	375	182	48.5		43	16	120		0	0					
50375037	370	182	49.2		71	9	97		0	0					
50385038	210	0	0.0		0	0	0		0	0					
50435043	1160	459	39.6		157	23	261		0	0					
50445044	3	0	0.0		0	0	0		0	0					
50455045	40	0	0.0		0	0	0		0	0					
50485048	339	130	38.3		42	11	74		0	0					
50495049	573	215	37.5		82	18	100		0	0					
50505050	231	0	0.0		0	0	0		0	0					
50515051	84	0	0.0		0	0	0		0	0					
50525052	400	203	50.8		62	5	120		0	0					
50535053	49	0	0.0		0	0	0		0	0					
50545054	34	0	0.0		0	0	0		0	0					
50555055	575	247	43.0		67	10	160		0	0					
50565056	794	355	44.7		78	24	230		0	0					
51015101	1189	363	30.5		57	19	257		0	0					
51085108	1276	521	40.8		68	21	410		0	0					
51105110	1040	490	47.1		93	16	345		0	0					
51145114	531	222	41.8		22	8	179		0	0					
51625162	519	278	53.6		10	12	222		0	0					
54015401	859	461	53.7		204	15	207		0	0					
54025402	557	207	37.2		92	0	93		0	0					
54035403	1181	496	42.0		193	18	260		0	0					
54055405	939	334	35.6		135	12	164		0	0					
54065406	1011	388	38.4		201	7	153		0	0					
54075407	971	427	44.0		197	10	199		0	0					
54095409	6	0	0.0		0	0	0		0	0					
54115411	126	0	0.0		0	0	0		0	0					
54135413	1061	493	46.5		189	18	259		0	0					
80010021002	1351	222	16.4		78	6	118		0	0					
80010051005	1150	188	16.3		62	9	103		0	0					
80010061006	929	176	18.9		45	5	114		0	0					
80010071007	34	19	55.9		7	1	11		0	0					
80010081008	997	163	16.3		53	3	90		0	0					
80010091009	1410	231	16.4		66	13	134		0	0					
80010101010	26	18	69.2		5	1	11		0	0					
80010111011	1218	211	17.3		43	11	144		0	0					
80010121012	715	229	32.0		92	4	121		0	0					
80010131013	185	124	67.0		31	5	85		0	0					
80010141014	98	60	61.2		21	1	31		0	0					

State Assembly, 27th & 28 Districts															
	Registration	Ballots Cast	Turnout (%)		State Assembly 27th District Vote for 1 Chuck Carter, REP	Gordon Sachtjen, LIB	John Laird, DEM		State Assembly 28th District Vote for 1 Jane Howard, REP	Simon Salinas, DEM					
7															
80010151015	22	13	59.1		5	1	6		0	0					
80010161016	88	53	60.2		14	5	34		0	0					
80010171017	788	112	14.2		37	2	68		0	0					
80010181018	657	121	18.4		31	4	79		0	0					
80010191019	549	74	13.5		23	0	45		0	0					
80010201020	874	138	15.8		39	6	88		0	0					
80010211021	2	0	0.0		0	0	0		0	0					
80010221022	781	119	15.2		36	7	73		0	0					
80010231023	189	110	58.2		46	2	55		0	0					
80010241024	707	95	13.4		32	0	60		0	0					
80010251025	31	20	64.5		13	0	5		0	0					
80010261026	383	66	17.2		18	1	43		0	0					
80010271027	1327	272	20.5		74	1	184		0	0					
80010281028	793	116	14.6		51	1	59		0	0					
80010291029	150	101	67.3		32	1	66		0	0					
80010311031	232	146	62.9		47	7	82		0	0					
80010321032	506	107	21.1		36	0	63		0	0					
80010351035	215	144	67.0		55	2	82		0	0					
80010361036	1082	225	20.8		67	3	143		0	0					
80010371037	437	53	12.1		17	3	31		0	0					
80010381038	732	142	19.4		65	4	65		0	0					
80010391039	401	139	34.7		34	6	90		0	0					
80010401040	78	42	53.8		9	9	21		0	0					
80010411041	638	85	13.3		18	1	57		0	0					
80010421042	916	213	23.3		67	11	126		0	0					
80010441044	32	10	31.3		2	0	6		0	0					
80010451045	84	57	67.9		20	1	32		0	0					
80010471047	463	107	23.1		34	2	66		0	0					
80010481048	504	102	20.2		63	0	34		0	0					
80010491049	514	77	15.0		21	11	40		0	0					
80010501050	596	144	24.2		82	6	50		0	0					
80010511051	9	0	0.0		0	0	0		0	0					
80010521052	115	64	55.7		23	2	36		0	0					
80010541054	23	21	91.3		5	0	16		0	0					
80010551055	10	2	20.0		0	0	1		0	0					
80010561056	171	99	57.9		50	2	41		0	0					
80010571057	231	154	66.7		56	8	88		0	0					
80010581058	35	30	85.7		14	3	9		0	0					
80010591059	30	18	60.0		6	1	8		0	0					
80010601060	7	0	0.0		0	0	0		0	0					
80010611061	2	0	0.0		0	0	0		0	0					
80010621062	10	0	0.0		0	0	0		0	0					
80010631063	1151	211	18.3		78	7	121		0	0					
80010641064	70	49	70.0		19	3	23		0	0					
80010671067	86	54	62.8		16	2	33		0	0					
80010681068	598	132	22.1		66	3	57		0	0					
80010691069	109	47	43.1		13	0	34		0	0					
80010751075	15	0	0.0		0	0	0		0	0					
80010761076	29	22	75.9		5	0	15		0	0					
80010771077	49	33	67.3		4	2	26		0	0					
80010781078	162	107	66.0		39	6	59		0	0					
80010791079	4	4	100.0		1	0	3		0	0					
80011011101	648	127	19.6		42	6	74		0	0					
80011031103	767	173	22.6		70	6	79		0	0					
80011131113	677	199	29.4		122	5	62		0	0					
80012011201	239	119	49.8		28	6	80		0	0					
80012021202	297	60	20.2		20	0	35		0	0					
80012031203	4	0	0.0		0	0	0		0	0					
80012081208	281	75	26.7		18	1	53		0	0					
80020002000	9	1	11.1		0	0	1		0	0					
80020012001	764	112	14.7		0	0	0		49	62					
80020022002	6	1	16.7		0	1	0		0	0					
80020032003	175	112	64.0		52	2	48		0	0					
80020042004	124	89	71.8		17	3	68		0	0					
80020052005	49	31	63.3		16	0	14		0	0					
80020072007	269	149	55.4		31	9	100		0	0					
80020082008	546	101	18.5		0	0	0		36	61					
80020092009	11	7	63.6		6	0	1		0	0					
80020102010	791	196	24.8		90	3	94		0	0					

State Assembly, 27th & 28 Districts														
	Registration	Ballots Cast	Turnout (%)		State Assembly 27th District Vote for 1 Chuck Carter, REP	Gordon Sachtjen, LIB	John Laird, DEM		State Assembly 28th District Vote for 1 Jane Howard, REP	Simon Salinas, DEM				
7														
80020122012	807	165	20.4		0	0	0		63	97				
80020142014	151	108	71.5		46	5	49		0	0				
80020152015	426	68	16.0		20	1	44		0	0				
80020172017	1043	167	16.0		75	3	84		0	0				
80020192019	221	59	26.7		25	1	32		0	0				
80020202020	87	56	64.4		24	4	24		0	0				
80020212021	111	77	69.4		47	1	29		0	0				
80020222022	409	79	19.3		42	5	29		0	0				
80020232023	980	180	18.4		67	4	105		0	0				
80020242024	675	130	19.3		43	4	79		0	0				
80020252025	908	175	19.3		73	4	86		0	0				
80020262026	521	100	19.2		36	2	57		0	0				
80020272027	396	78	19.7		23	1	51		0	0				
80020282028	20	12	60.0		3	2	6		0	0				
80020292029	828	119	14.4		40	2	75		0	0				
80020302030	911	139	15.3		55	2	79		0	0				
80020312031	796	184	23.1		74	9	96		0	0				
80020322032	949	205	21.6		74	1	116		0	0				
80020332033	1225	199	16.2		76	6	109		0	0				
80020342034	67	32	47.8		0	0	0		9	22				
80020352035	1102	174	15.8		48	2	110		0	0				
80020362036	2	0	0.0		0	0	0		0	0				
80020372037	417	76	18.2		40	1	33		0	0				
80020382038	315	51	16.2		27	1	22		0	0				
80020392039	195	115	59.0		57	1	49		0	0				
80020402040	347	64	18.4		23	1	37		0	0				
80020412041	400	97	24.3		34	2	57		0	0				
80020422042	472	102	21.6		50	0	51		0	0				
80020442044	26	26	100.0		8	1	16		0	0				
80020452045	34	20	58.8		6	1	10		0	0				
80020462046	151	104	68.9		50	6	47		0	0				
80020472047	71	30	42.3		0	0	0		11	17				
80020482048	832	170	20.4		51	2	108		0	0				
80020492049	48	20	41.7		0	0	0		10	9				
80020502050	35	19	54.3		13	1	5		0	0				
80020512051	1340	264	19.7		87	9	156		0	0				
80020522052	1141	275	24.1		136	4	120		0	0				
80020532053	1159	301	26.0		136	2	150		0	0				
80020542054	63	38	60.3		10	0	27		0	0				
80020552055	1016	185	18.2		82	3	94		0	0				
80020582058	119	85	71.4		35	0	45		0	0				
80020602060	41	41	100.0		13	1	26		0	0				
80022012201	977	152	15.6		48	8	90		0	0				
80022022202	689	126	18.3		39	4	78		0	0				
80022042204	876	172	19.6		65	4	98		0	0				
80022052205	842	184	21.9		53	5	118		0	0				
80022062206	678	94	13.9		29	3	57		0	0				
80022072207	10	0	0.0		0	0	0		0	0				
80022082208	916	130	14.2		36	3	81		0	0				
80023312331	608	85	14.0		0	0	0		26	57				
80023332333	24	9	37.5		0	0	0		1	8				
80023412341	309	53	17.2		0	0	0		13	39				
80030013001	131	83	63.4		13	1	68		0	0				
80030023002	450	40	8.9		17	3	19		0	0				
80030033003	865	155	17.9		38	5	102		0	0				
80030043004	1223	272	22.2		83	11	170		0	0				
80030053005	16	7	43.8		6	1	0		0	0				
80030073007	42	31	73.8		4	4	22		0	0				
80030083008	826	137	16.6		34	3	88		0	0				
80030093009	33	25	75.8		12	0	13		0	0				
80030133013	54	37	68.5		7	1	24		0	0				
80030143014	49	13	26.5		1	1	10		0	0				
80031013101	294	85	28.9		22	0	59		0	0				
80031023102	1250	254	20.3		77	5	158		0	0				
80031033103	1043	190	18.2		55	2	125		0	0				
80031043104	1224	136	11.1		40	5	83		0	0				
80031053105	1009	209	20.7		86	0	109		0	0				
80031083108	982	146	14.9		38	4	99		0	0				
80031133113	903	116	12.8		28	2	82		0	0				

State Assembly, 27th & 28 Districts														
	Registration	Ballots Cast	Turnout (%)	State Assembly 27th District Vote for 1 Chuck Carter, REP	Gordon Sachtjen, LIB	John Laird, DEM	State Assembly 28th District Vote for 1 Jane Howard, REP	Simon Salinas, DEM						
7														
80031143114	1193	112	9.4	24	3	82	0	0						
80031153115	1033	155	15.0	35	6	103	0	0						
80031163116	917	109	11.9	19	4	86	0	0						
80031193119	1090	99	9.1	15	5	73	0	0						
80031213121	1385	118	8.5	16	6	88	0	0						
80031233123	975	107	11.0	34	3	65	0	0						
80031253125	759	166	21.9	51	5	98	0	0						
80031293129	673	115	17.1	26	2	82	0	0						
80031303130	1143	202	17.7	62	6	123	0	0						
80031403140	723	155	21.4	62	4	81	0	0						
80031433143	609	82	13.5	30	1	48	0	0						
80031453145	1175	237	20.2	65	4	153	0	0						
80031463146	1132	138	12.2	38	3	93	0	0						
80031483148	767	66	8.6	15	3	46	0	0						
80031513151	694	94	13.5	34	3	53	0	0						
80031533153	1085	149	13.7	30	6	103	0	0						
80031583158	729	106	14.5	23	5	76	0	0						
80031603160	648	10	1.5	0	2	7	0	0						
80031613161	250	0	0.0	0	0	0	0	0						
80031633163	634	11	1.7	1	0	8	0	0						
80031653165	365	11	3.0	1	1	8	0	0						
80031663166	307	0	0.0	0	0	0	0	0						
80031683168	265	0	0.0	0	0	0	0	0						
80031693169	256	0	0.0	0	0	0	0	0						
80031713171	963	159	16.5	58	5	88	0	0						
80031783178	884	95	10.7	12	8	66	0	0						
80031813181	556	54	9.7	12	4	37	0	0						
80040014001	2	1	50.0	0	0	0	0	1						
80040074007	883	199	22.5	0	0	0	97	94						
80040084008	256	112	43.8	0	0	0	32	78						
80040094009	189	100	52.9	0	0	0	42	56						
80040164016	578	69	11.9	0	0	0	14	50						
80040184018	436	60	13.8	0	0	0	12	47						
80040234023	49	29	59.2	0	0	0	14	13						
80040264026	472	78	16.5	0	0	0	50	25						
80040274027	11	0	0.0	0	0	0	0	0						
80040294029	78	54	69.2	30	2	19	0	0						
80040304030	493	113	22.9	50	2	57	0	0						
80043104310	657	78	11.9	0	0	0	13	61						
80043114311	1198	159	13.3	0	0	0	22	132						
80043174317	231	81	35.1	0	0	0	17	57						
80043314331	158	66	41.8	0	0	0	10	55						
80043334333	1293	237	18.3	0	0	0	56	178						
80043414341	881	92	10.4	0	0	0	34	57						
80043444344	708	87	12.3	0	0	0	33	51						
80043454345	149	61	40.9	0	0	0	23	36						
80043504350	261	35	13.4	0	0	0	12	19						
80043514351	367	68	18.5	0	0	0	20	44						
80043544354	941	166	17.6	0	0	0	36	122						
80043614361	612	101	16.5	0	0	0	20	77						
80043624362	793	105	13.2	0	0	0	27	70						
80043634363	387	70	18.1	0	0	0	35	35						
80043644364	404	68	16.8	0	0	0	41	26						
80043714371	543	101	18.6	0	0	0	39	52						
80043724372	497	95	19.1	0	0	0	34	60						
80043734373	1344	323	24.0	0	0	0	162	141						
80043744374	300	76	25.3	0	0	0	26	46						
80050025002	6	0	0.0	0	0	0	0	0						
80050045004	637	88	13.8	35	6	44	0	0						
80050055005	1078	144	13.4	52	11	77	0	0						
80050065006	669	101	15.1	55	5	39	0	0						
80050075007	214	126	58.9	35	6	81	0	0						
80050085008	99	55	55.6	22	2	28	0	0						
80050105010	853	126	14.8	31	9	79	0	0						
80050115011	791	87	11.0	24	5	54	0	0						
80050125012	1181	180	15.2	72	9	93	0	0						
80050135013	68	32	47.1	7	4	19	0	0						
80050145014	215	105	48.8	27	11	65	0	0						
80050155015	190	102	53.7	24	11	62	0	0						

State Assembly, 27th & 28 Districts															
	Registration	Ballots Cast	Turnout (%)		State Assembly 27th District Vote for 1 Chuck Carter, REP	Gordon Sachtjen, LIB	John Laird, DEM		State Assembly 28th District Vote for 1 Jane Howard, REP	Simon Salinas, DEM					
7															
80050165016	964	133	13.8		50	0	79		0	0					
80050175017	80	41	51.3		13	2	23		0	0					
80050185018	736	103	14.0		43	8	47		0	0					
80050195019	826	111	13.4		34	3	65		0	0					
80050205020	777	105	13.5		28	4	71		0	0					
80050215021	299	58	19.4		15	4	37		0	0					
80050225022	690	140	20.3		52	13	68		0	0					
80050235023	875	130	14.9		46	6	73		0	0					
80050245024	33	22	66.7		2	2	18		0	0					
80050255025	43	25	58.1		11	0	14		0	0					
80050265026	376	53	14.1		18	6	28		0	0					
80050275027	961	123	12.8		27	10	80		0	0					
80050285028	143	84	58.7		29	2	51		0	0					
80050305030	114	78	68.4		39	4	32		0	0					
80050325032	296	50	16.9		23	1	24		0	0					
80050335033	380	79	20.8		37	1	37		0	0					
80050345034	244	160	65.6		71	6	74		0	0					
80050355035	194	125	64.4		61	2	58		0	0					
80050365036	375	58	15.5		19	1	33		0	0					
80050375037	370	57	15.4		29	1	25		0	0					
80050385038	210	150	71.4		71	2	71		0	0					
80050435043	1160	231	19.9		93	5	122		0	0					
80050445044	3	3	100.0		1	0	2		0	0					
80050455045	40	25	62.5		9	1	14		0	0					
80050485048	339	70	20.6		21	2	44		0	0					
80050495049	573	140	24.4		49	3	78		0	0					
80050505050	231	151	65.4		51	8	85		0	0					
80050515051	84	55	65.5		23	4	24		0	0					
80050525052	400	67	16.8		28	1	34		0	0					
80050535053	49	30	61.2		10	4	16		0	0					
80050545054	34	24	70.6		9	1	14		0	0					
80050555055	575	83	14.4		31	6	43		0	0					
80050565056	794	120	15.1		28	7	81		0	0					
80051015101	1189	171	14.4		49	4	113		0	0					
80051085108	1276	158	12.4		36	7	106		0	0					
80051105110	1040	174	16.7		54	1	113		0	0					
80051145114	531	78	14.7		16	2	55		0	0					
80051625162	519	39	7.5		3	0	33		0	0					
80054015401	859	147	17.1		43	5	90		0	0					
80054025402	557	180	32.3		100	1	69		0	0					
80054035403	1181	196	16.6		84	6	95		0	0					
80054055405	939	176	18.7		78	8	83		0	0					
80054065406	1011	151	14.9		68	3	67		0	0					
80054075407	971	232	23.9		103	7	108		0	0					
80054095409	6	4	66.7		3	0	1		0	0					
80054115411	126	76	60.3		41	0	29		0	0					
80054135413	1061	218	20.5		99	14	100		0	0					
Precinct Totals	135553	53593	39.5		11571	1810	31540		1831	3863					
Absentee Totals	135553	26437	19.5		8053	757	13171		1139	2055					
Grand Totals	135553	80030	59.0		19624	2567	44711		2970	5918					



A vertical bar chart consisting of 15 segments. The segments alternate in color, starting with a white segment at the top, followed by a light gray segment, and continuing this pattern down to the bottom. The segments are of varying heights, with the top segment being the tallest and the bottom segment being the shortest.

Segment	Color
1	White
2	Light Gray
3	White
4	Light Gray
5	White
6	Light Gray
7	White
8	Light Gray
9	White
10	Light Gray
11	White
12	Light Gray
13	White
14	Light Gray
15	White

A vertical bar chart consisting of 15 segments. The segments alternate in color, starting with a white segment at the top, followed by a light gray segment, and continuing this pattern down to the bottom. The segments are of varying heights, with the top segment being the tallest and the bottom segment being the shortest.

Segment	Color
1	White
2	Light Gray
3	White
4	Light Gray
5	White
6	Light Gray
7	White
8	Light Gray
9	White
10	Light Gray
11	White
12	Light Gray
13	White
14	Light Gray
15	White

A vertical bar chart consisting of 15 segments. The segments alternate in color, starting with a white segment at the top, followed by a light gray segment, and continuing this pattern down to the bottom. The segments are of varying heights, with the top segment being the tallest and the bottom segment being the shortest.

Segment	Color
1	White
2	Light Gray
3	White
4	Light Gray
5	White
6	Light Gray
7	White
8	Light Gray
9	White
10	Light Gray
11	White
12	Light Gray
13	White
14	Light Gray
15	White

A vertical bar chart consisting of 15 segments. The segments alternate in color, starting with a white segment at the top, followed by a light gray segment, and continuing this pattern down to the bottom. The segments are of varying heights, with the top segment being the tallest and the bottom segment being the shortest.

Segment	Color
1	White
2	Light Gray
3	White
4	Light Gray
5	White
6	Light Gray
7	White
8	Light Gray
9	White
10	Light Gray
11	White
12	Light Gray
13	White
14	Light Gray
15	White

A vertical bar chart consisting of 15 segments. The segments alternate in color, starting with a white segment at the top, followed by a light gray segment, and continuing this pattern down to the bottom. The segments are of varying heights, with the top segment being the tallest and the bottom segment being the shortest.

Segment	Color
1	White
2	Light Gray
3	White
4	Light Gray
5	White
6	Light Gray
7	White
8	Light Gray
9	White
10	Light Gray
11	White
12	Light Gray
13	White
14	Light Gray
15	White

A vertical bar chart consisting of 15 segments. The segments alternate in color, starting with a white segment at the top, followed by a light gray segment, and continuing this pattern down to the bottom. The segments are of varying heights, with the top segment being the tallest and the bottom segment being the shortest.

Segment	Color
1	White
2	Light Gray
3	White
4	Light Gray
5	White
6	Light Gray
7	White
8	Light Gray
9	White
10	Light Gray
11	White
12	Light Gray
13	White
14	Light Gray
15	White

A vertical bar chart consisting of 15 segments. The segments alternate between white and light gray, starting with a white segment at the top and ending with a light gray segment at the bottom. The segments are of varying heights, with the top segment being the tallest and the bottom segment being the shortest.

Segment	Color
1	White
2	Light Gray
3	White
4	Light Gray
5	White
6	Light Gray
7	White
8	Light Gray
9	White
10	Light Gray
11	White
12	Light Gray
13	White
14	Light Gray
15	Light Gray

8	Supreme Court Associate Justices Associate Justice, 6th Appellate District													
	Registration	Ballots Cast	Turnout (%)	Supreme Court Associate Justice (1) Carlos R. Moreno Yes	Carlos R. Moreno No	Supreme Court Associate Justice (1) Marvin R. Baxter Yes	Marvin R. Baxter No	Supreme Court Associate Justice (1) Kathryn M. Werdegar Yes	Kathryn M. Werdegar No	Associate Justice 6th Appellate Dist. (1) Eugene M. Premo Yes	Eugene M. Premo No			
10021002	1351	515	38.1	227	51	192	70	239	40	194	55			
10051005	1150	423	36.8	193	47	177	51	189	46	166	49			
10061006	929	370	39.8	146	49	132	58	145	49	121	59			
10071007	34	0	0.0	0	0	0	0	0	0	0	0			
10081008	997	399	40.0	166	61	148	72	180	58	149	63			
10091009	1410	594	42.1	271	84	238	103	266	83	232	88			
10101010	26	0	0.0	0	0	0	0	0	0	0	0			
10111011	1218	408	33.5	189	54	164	71	184	48	167	55			
10121012	715	197	27.6	82	40	74	39	80	39	75	38			
10131013	185	0	0.0	0	0	0	0	0	0	0	0			
10141014	98	0	0.0	0	0	0	0	0	0	0	0			
10151015	22	0	0.0	0	0	0	0	0	0	0	0			
10161016	88	0	0.0	0	0	0	0	0	0	0	0			
10171017	788	368	46.7	149	44	125	56	143	45	123	45			
10181018	657	316	48.1	117	54	102	62	125	47	96	59			
10191019	549	238	43.4	82	26	78	25	89	20	74	21			
10201020	874	288	33.0	116	34	109	40	125	32	109	34			
10211021	2	0	0.0	0	0	0	0	0	0	0	0			
10221022	781	281	36.0	123	37	111	42	128	33	110	41			
10231023	189	0	0.0	0	0	0	0	0	0	0	0			
10241024	707	270	38.2	124	36	118	35	127	31	111	38			
10251025	31	0	0.0	0	0	0	0	0	0	0	0			
10261026	383	144	37.6	73	20	57	33	76	19	52	33			
10271027	1327	418	31.5	208	48	179	67	217	50	178	60			
10281028	793	408	51.5	158	65	148	57	174	51	134	61			
10291029	150	1	0.7	1	0	1	0	1	0	1	0			
10311031	232	0	0.0	0	0	0	0	0	0	0	0			
10321032	506	218	43.1	92	31	80	37	106	26	79	30			
10351035	215	0	0.0	0	0	0	0	0	0	0	0			
10361036	1082	459	42.4	190	72	173	79	202	60	162	68			
10371037	437	228	52.2	99	30	95	28	96	29	96	23			
10381038	732	297	40.6	132	62	133	55	132	57	121	59			
10391039	401	101	25.2	45	18	44	22	54	14	46	18			
10401040	78	0	0.0	0	0	0	0	0	0	0	0			
10411041	638	224	35.1	109	29	92	40	110	31	86	40			
10421042	916	328	35.8	142	51	135	51	159	36	133	43			
10441044	32	0	0.0	0	0	0	0	0	0	0	0			
10451045	84	0	0.0	0	0	0	0	0	0	0	0			
10471047	463	185	40.0	73	35	72	31	82	23	72	27			
10481048	504	247	49.0	103	32	98	31	106	34	91	32			
10491049	514	236	45.9	102	30	100	28	115	22	91	28			
10501050	596	235	39.4	117	41	115	41	129	38	104	39			
10511051	9	0	0.0	0	0	0	0	0	0	0	0			
10521052	115	0	0.0	0	0	0	0	0	0	0	0			
10541054	23	0	0.0	0	0	0	0	0	0	0	0			
10551055	10	0	0.0	0	0	0	0	0	0	0	0			
10561056	171	0	0.0	0	0	0	0	0	0	0	0			
10571057	231	0	0.0	0	0	0	0	0	0	0	0			
10581058	35	0	0.0	0	0	0	0	0	0	0	0			
10591059	30	0	0.0	0	0	0	0	0	0	0	0			
10601060	7	0	0.0	0	0	0	0	0	0	0	0			
10611061	2	0	0.0	0	0	0	0	0	0	0	0			
10621062	10	0	0.0	0	0	0	0	0	0	0	0			
10631063	1151	398	34.6	155	68	158	64	181	53	142	71			
10641064	70	0	0.0	0	0	0	0	0	0	0	0			
10671067	86	0	0.0	0	0	0	0	0	0	0	0			
10681068	598	270	45.2	141	38	132	38	150	30	130	37			
10691069	109	0	0.0	0	0	0	0	0	0	0	0			
10751075	15	0	0.0	0	0	0	0	0	0	0	0			
10761076	29	0	0.0	0	0	0	0	0	0	0	0			
10771077	49	0	0.0	0	0	0	0	0	0	0	0			
10781078	162	0	0.0	0	0	0	0	0	0	0	0			
10791079	4	0	0.0	0	0	0	0	0	0	0	0			
11011101	648	323	49.8	147	32	124	42	146	35	115	41			
11031103	767	378	49.3	154	56	144	52	166	42	133	50			
11131113	677	239	35.3	122	26	122	25	124	25	115	26			
12011201	239	0	0.0	0	0	0	0	0	0	0	0			
12021202	297	86	29.0	44	10	39	12	45	10	35	15			
12031203	4	0	0.0	0	0	0	0	0	0	0	0			

8	Supreme Court Associate Justices Associate Justice, 6th Appellate District													
	Registration	Ballots Cast	Turnout (%)	Supreme Court Associate Justice (1) Carlos R. Moreno Yes	Carlos R. Moreno No	Supreme Court Associate Justice (1) Marvin R. Baxter Yes	Marvin R. Baxter No	Supreme Court Associate Justice (1) Kathryn M. Werdeggar Yes	Kathryn M. Werdeggar No	Associate Justice 6th Appellate Dist. (1) Eugene M. Premo Yes	Eugene M. Premo No			
12081208	281	99	35.2	40	18	50	8	49	11	45	14			
20002000	9	0	0.0	0	0	0	0	0	0	0	0			
20012001	764	300	39.3	152	52	137	63	154	53	122	67			
20022002	6	0	0.0	0	0	0	0	0	0	0	0			
20032003	175	0	0.0	0	0	0	0	0	0	0	0			
20042004	124	0	0.0	0	0	0	0	0	0	0	0			
20052005	49	0	0.0	0	0	0	0	0	0	0	0			
20072007	269	0	0.0	0	0	0	0	0	0	0	0			
20082008	546	194	35.5	93	38	98	31	105	27	87	35			
20092009	11	0	0.0	0	0	0	0	0	0	0	0			
20102010	791	289	36.5	115	54	103	55	131	38	101	50			
20122012	807	270	33.5	130	47	129	41	131	40	109	54			
20142014	151	0	0.0	0	0	0	0	0	0	0	0			
20152015	426	182	42.7	82	21	76	24	83	23	71	24			
20172017	1043	461	44.2	230	87	214	84	259	56	207	82			
20192019	221	0	0.0	0	0	0	0	0	0	0	0			
20202020	87	0	0.0	0	0	0	0	0	0	0	0			
20212021	111	0	0.0	0	0	0	0	0	0	0	0			
20222022	409	170	41.6	64	27	58	24	73	20	52	28			
20232023	980	489	49.9	226	63	214	61	248	45	206	56			
20242024	675	311	46.1	136	46	125	47	143	31	125	41			
20252025	908	392	43.2	188	57	176	61	200	43	174	60			
20262026	521	242	46.4	103	36	98	36	111	25	95	33			
20272027	396	177	44.7	69	16	62	21	81	10	59	19			
20282028	20	0	0.0	0	0	0	0	0	0	0	0			
20292029	828	366	44.2	177	42	166	44	196	28	161	46			
20302030	911	424	46.5	175	66	166	70	206	45	159	61			
20312031	796	365	45.9	156	40	151	44	187	25	144	36			
20322032	949	444	46.8	195	64	201	60	226	43	185	66			
20332033	1225	552	45.1	266	79	249	81	288	68	247	73			
20342034	67	0	0.0	0	0	0	0	0	0	0	0			
20352035	1102	537	48.7	259	73	253	71	280	57	235	75			
20362036	2	0	0.0	0	0	0	0	0	0	0	0			
20372037	417	146	35.0	66	26	64	26	70	28	61	28			
20382038	315	133	42.2	65	24	64	22	72	17	59	22			
20392039	195	0	0.0	0	0	0	0	0	0	0	0			
20402040	347	150	43.2	47	26	48	27	51	27	42	27			
20412041	400	124	31.0	54	26	53	23	60	20	52	24			
20422042	472	210	44.5	102	33	104	28	114	27	100	29			
20442044	26	0	0.0	0	0	0	0	0	0	0	0			
20452045	34	0	0.0	0	0	0	0	0	0	0	0			
20462046	151	0	0.0	0	0	0	0	0	0	0	0			
20472047	71	0	0.0	0	0	0	0	0	0	0	0			
20482048	832	318	38.2	136	49	145	37	149	36	130	44			
20492049	48	0	0.0	0	0	0	0	0	0	0	0			
20502050	35	0	0.0	0	0	0	0	0	0	0	0			
20512051	1340	536	40.0	238	82	229	81	264	58	215	83			
20522052	1141	492	43.1	232	61	220	52	253	44	206	62			
20532053	1159	463	39.9	211	83	217	71	244	62	206	66			
20542054	63	0	0.0	0	0	0	0	0	0	0	0			
20552055	1016	463	45.6	206	81	192	86	223	66	182	79			
20582058	119	0	0.0	0	0	0	0	0	0	0	0			
20602060	41	0	0.0	0	0	0	0	0	0	0	0			
22012201	977	427	43.7	192	56	174	68	208	49	158	66			
22022202	689	264	38.3	117	33	103	40	120	31	98	37			
22042204	876	385	43.9	183	55	168	58	186	54	153	63			
22052205	842	334	39.7	147	46	142	47	165	34	126	53			
22062206	678	266	39.2	108	35	105	34	116	32	89	39			
22072207	10	0	0.0	0	0	0	0	0	0	0	0			
22082208	916	351	38.3	141	65	123	70	146	58	117	70			
23312331	608	281	46.2	169	51	145	63	158	51	150	55			
23332333	24	0	0.0	0	0	0	0	0	0	0	0			
23412341	309	87	28.2	47	13	41	15	45	12	44	12			
30013001	131	0	0.0	0	0	0	0	0	0	0	0			
30023002	450	252	56.0	88	46	63	65	79	46	67	53			
30033003	865	422	48.8	173	52	149	61	180	49	141	59			
30043004	1223	515	42.1	203	70	168	91	201	72	158	85			
30053005	16	0	0.0	0	0	0	0	0	0	0	0			
30073007	42	0	0.0	0	0	0	0	0	0	0	0			

Supreme Court Associate Justices Associate Justice, 6th Appellate District															
8	Registration	Ballots Cast	Turnout (%)	Supreme Court Associate Justice (1) Carlos R. Moreno Yes	Carlos R. Moreno No	Supreme Court Associate Justice (1) Marvin R. Baxter Yes	Marvin R. Baxter No	Supreme Court Associate Justice (1) Kathryn M. Werdeggar Yes	Kathryn M. Werdeggar No	Associate Justice 6th Appellate Dist. (1) Eugene M. Premo Yes	Eugene M. Premo No				
30083008	826	334	40.4	144	58	127	67	149	56	117	65				
30093009	33	0	0.0	0	0	0	0	0	0	0	0				
30133013	54	0	0.0	0	0	0	0	0	0	0	0				
30143014	49	0	0.0	0	0	0	0	0	0	0	0				
31013101	294	139	47.3	69	8	64	13	75	9	60	12				
31023102	1250	595	47.6	230	54	191	75	235	43	195	59				
31033103	1043	453	43.4	175	52	145	73	176	51	150	57				
31043104	1224	635	51.9	301	49	253	85	293	57	259	64				
31053105	1009	526	52.1	201	43	181	55	208	45	178	45				
31083108	982	481	49.0	177	47	142	70	180	51	145	57				
31133113	903	436	48.3	183	60	171	65	185	51	162	60				
31143114	1193	596	50.0	228	61	188	91	209	74	172	86				
31153115	1033	504	48.8	197	53	162	72	187	58	161	63				
31163116	917	423	46.1	162	33	134	49	164	24	136	30				
31193119	1090	503	46.1	211	45	149	88	200	55	160	72				
31213121	1385	630	45.5	267	64	211	99	247	76	204	81				
31233123	975	355	36.4	129	44	92	72	125	49	97	57				
31253125	759	379	49.9	147	35	133	41	139	44	124	42				
31293129	673	367	54.5	148	33	123	50	138	34	114	41				
31303130	1143	536	46.9	231	76	211	85	239	73	199	88				
31403140	723	401	55.5	203	41	190	44	212	35	186	38				
31433143	609	346	56.8	142	22	111	35	146	16	112	29				
31453145	1175	530	45.1	209	58	177	74	211	53	174	60				
31463146	1132	534	47.2	208	46	181	62	218	35	175	51				
31483148	767	357	46.5	137	39	109	59	132	39	105	53				
31513151	694	344	49.6	148	36	135	45	148	35	125	45				
31533153	1085	527	48.6	210	70	179	79	202	67	172	74				
31583158	729	340	46.6	151	33	130	41	147	33	126	33				
31603160	648	223	34.4	79	25	53	43	78	21	62	30				
31613161	250	124	49.6	39	7	31	11	35	11	28	12				
31633163	634	224	35.3	81	17	56	34	66	23	62	21				
31653165	365	226	61.9	82	22	53	37	77	22	59	30				
31663166	307	150	48.9	53	15	39	27	60	10	42	17				
31683168	265	90	34.0	29	6	23	12	30	6	25	8				
31693169	256	119	46.5	41	10	29	20	42	9	33	13				
31713171	963	471	48.9	207	55	196	60	216	46	192	58				
31783178	884	358	40.5	132	43	99	58	135	34	100	50				
31813181	556	275	49.5	123	31	99	48	120	33	109	34				
40014001	2	0	0.0	0	0	0	0	0	0	0	0				
40074007	883	327	37.0	178	78	180	67	180	73	166	68				
40084008	256	0	0.0	0	0	0	0	0	0	0	0				
40094009	189	0	0.0	0	0	0	0	0	0	0	0				
40164016	578	212	36.7	131	30	118	39	119	38	111	39				
40184018	436	141	32.3	103	18	85	33	88	29	91	23				
40234023	49	0	0.0	0	0	0	0	0	0	0	0				
40264026	472	217	46.0	95	57	106	41	109	41	91	54				
40274027	11	0	0.0	0	0	0	0	0	0	0	0				
40294029	78	0	0.0	0	0	0	0	0	0	0	0				
40304030	493	172	34.9	68	39	66	37	70	35	58	38				
43104310	657	192	29.2	132	25	85	60	92	58	95	52				
43114311	1198	305	25.5	228	27	152	81	170	63	165	67				
43174317	231	0	0.0	0	0	0	0	0	0	0	0				
43314331	158	0	0.0	0	0	0	0	0	0	0	0				
43334333	1293	419	32.4	264	47	195	98	232	68	218	78				
43414341	881	287	32.6	170	41	141	59	150	47	147	51				
43444344	708	262	37.0	147	45	141	40	153	35	133	44				
43454345	149	0	0.0	0	0	0	0	0	0	0	0				
43504350	261	93	35.6	52	18	41	25	44	23	41	23				
43514351	367	115	31.3	70	18	60	24	66	22	60	24				
43544354	941	257	27.3	165	27	132	47	134	44	137	35				
43614361	612	199	32.5	127	26	98	50	117	34	103	43				
43624362	793	266	33.5	155	55	150	52	160	46	142	53				
43634363	387	177	45.7	87	40	93	39	98	35	87	36				
43644364	404	169	41.8	95	28	90	28	101	24	84	29				
43714371	543	261	48.1	143	46	134	44	151	33	129	45				
43724372	497	218	43.9	133	29	98	50	112	40	99	48				
43734373	1344	572	42.6	287	105	287	85	309	88	265	97				
43744374	300	100	33.3	67	20	59	25	60	23	56	27				
50025002	6	0	0.0	0	0	0	0	0	0	0	0				

8	Supreme Court Associate Justices Associate Justice, 6th Appellate District													
	Registration	Ballots Cast	Turnout (%)	Supreme Court Associate Justice (1) Carlos R. Moreno Yes	Carlos R. Moreno No	Supreme Court Associate Justice (1) Marvin R. Baxter Yes	Marvin R. Baxter No	Supreme Court Associate Justice (1) Kathryn M. Werdeggar Yes	Kathryn M. Werdeggar No	Associate Justice 6th Appellate Dist. (1) Eugene M. Premo Yes	Eugene M. Premo No			
50045004	637	311	48.8	125	58	123	57	133	56	107	58			
50055005	1078	500	46.4	214	90	208	91	236	74	191	96			
50065006	669	313	46.8	114	52	124	33	145	42	101	42			
50075007	214	0	0.0	0	0	0	0	0	0	0	0			
50085008	99	0	0.0	0	0	0	0	0	0	0	0			
50105010	853	358	42.0	156	64	137	76	171	59	135	71			
50115011	791	342	43.2	157	77	150	78	182	56	146	78			
50125012	1181	539	45.6	226	83	214	83	247	65	204	73			
50135013	68	0	0.0	0	0	0	0	0	0	0	0			
50145014	215	0	0.0	0	0	0	0	0	0	0	0			
50155015	190	0	0.0	0	0	0	0	0	0	0	0			
50165016	964	433	44.9	189	79	169	92	187	85	157	89			
50175017	80	0	0.0	0	0	0	0	0	0	0	0			
50185018	736	335	45.5	160	50	145	56	171	45	134	57			
50195019	826	414	50.1	194	67	183	73	201	64	165	75			
50205020	777	317	40.8	156	54	140	59	169	42	140	55			
50215021	299	110	36.8	40	26	36	25	42	20	32	29			
50225022	690	288	41.7	150	36	144	39	148	36	135	40			
50235023	875	348	39.8	179	50	160	61	189	38	160	57			
50245024	33	0	0.0	0	0	0	0	0	0	0	0			
50255025	43	0	0.0	0	0	0	0	0	0	0	0			
50265026	376	142	37.8	65	24	61	26	71	18	59	25			
50275027	961	433	45.1	174	78	169	76	177	72	155	80			
50285028	143	0	0.0	0	0	0	0	0	0	0	0			
50305030	114	0	0.0	0	0	0	0	0	0	0	0			
50325032	296	147	49.7	64	24	61	25	69	22	59	22			
50335033	380	145	38.2	55	26	58	23	68	17	57	21			
50345034	244	0	0.0	0	0	0	0	0	0	0	0			
50355035	194	0	0.0	0	0	0	0	0	0	0	0			
50365036	375	182	48.5	96	24	85	32	95	24	84	25			
50375037	370	182	49.2	70	38	69	38	77	32	65	38			
50385038	210	0	0.0	0	0	0	0	0	0	0	0			
50435043	1160	459	39.6	212	74	211	59	228	55	185	83			
50445044	3	0	0.0	0	0	0	0	0	0	0	0			
50455045	40	0	0.0	0	0	0	0	0	0	0	0			
50485048	339	130	38.3	55	30	54	29	61	26	49	28			
50495049	573	215	37.5	87	33	89	29	91	29	78	29			
50505050	231	0	0.0	0	0	0	0	0	0	0	0			
50515051	84	0	0.0	0	0	0	0	0	0	0	0			
50525052	400	203	50.8	98	36	98	28	109	25	89	38			
50535053	49	0	0.0	0	0	0	0	0	0	0	0			
50545054	34	0	0.0	0	0	0	0	0	0	0	0			
50555055	575	247	43.0	115	45	102	51	121	40	103	43			
50565056	794	355	44.7	165	67	146	78	175	59	137	79			
51015101	1189	363	30.5	145	60	128	70	159	47	121	64			
51085108	1276	521	40.8	203	60	167	84	198	65	177	67			
51105110	1040	490	47.1	191	45	168	57	188	43	164	52			
51145114	531	222	41.8	83	18	64	28	90	15	67	20			
51625162	519	278	53.6	111	21	77	45	104	27	86	25			
54015401	859	461	53.7	207	54	195	61	232	41	196	58			
54025402	557	207	37.2	95	19	86	24	102	20	78	27			
54035403	1181	496	42.0	249	80	243	80	263	68	232	72			
54055405	939	334	35.6	130	58	141	51	154	45	116	66			
54065406	1011	388	38.4	179	55	181	49	192	45	170	54			
54075407	971	427	44.0	186	67	189	58	220	53	179	63			
54095409	6	0	0.0	0	0	0	0	0	0	0	0			
54115411	126	0	0.0	0	0	0	0	0	0	0	0			
54135413	1061	493	46.5	228	76	228	68	244	65	212	72			
80010021002	1351	222	16.4	103	27	94	31	106	22	85	28			
80010051005	1150	188	16.3	93	30	85	28	102	21	78	29			
80010061006	929	176	18.9	83	21	72	28	86	20	67	24			
80010071007	34	19	55.9	9	2	7	4	8	3	8	3			
80010081008	997	163	16.3	81	28	80	22	93	15	78	24			
80010091009	1410	231	16.4	125	29	121	31	122	30	112	28			
80010101010	26	18	69.2	6	8	5	8	9	5	2	9			
80010111011	1218	211	17.3	94	33	90	31	99	28	80	36			
80010121012	715	229	32.0	116	28	118	21	129	27	102	31			
80010131013	185	124	67.0	52	15	46	20	50	16	41	14			
80010141014	98	60	61.2	26	3	28	2	30	3	22	5			

Supreme Court Associate Justices Associate Justice, 6th Appellate District															
	Registration	Ballots Cast	Turnout (%)		Supreme Court Associate Justice (1) Carlos R. Moreno Yes	Carlos R. Moreno No		Supreme Court Associate Justice (1) Marvin R. Baxter Yes	Marvin R. Baxter No		Supreme Court Associate Justice (1) Kathryn M. Werdegar Yes	Kathryn M. Werdegar No		Associate Justice 6th Appellate Dist. (1) Eugene M. Premo Yes	Eugene M. Premo No
80010151015	22	13	59.1		4	0		4	0		6	0		4	0
80010161016	88	53	60.2		25	6		20	11		25	5		21	6
80010171017	788	112	14.2		63	7		59	9		70	4		58	9
80010181018	657	121	18.4		64	16		61	18		72	11		60	15
80010191019	549	74	13.5		25	13		24	12		34	8		22	13
80010201020	874	138	15.8		67	18		64	18		69	15		60	19
80010211021	2	0	0.0		0	0		0	0		0	0		0	0
80010221022	781	119	15.2		64	24		62	23		73	13		62	21
80010231023	189	110	58.2		53	13		49	15		57	8		47	16
80010241024	707	95	13.4		48	14		41	23		56	10		42	21
80010251025	31	20	64.5		4	8		8	3		12	3		6	6
80010261026	383	66	17.2		32	8		30	6		34	7		26	10
80010271027	1327	272	20.5		142	36		118	52		139	40		118	46
80010281028	793	116	14.6		49	17		44	20		53	13		41	21
80010291029	150	101	67.3		36	21		33	22		43	15		28	19
80010311031	232	146	62.9		62	20		57	23		64	21		53	26
80010321032	506	107	21.1		45	19		44	18		51	14		40	19
80010351035	215	144	67.0		73	15		73	15		79	14		65	14
80010361036	1082	225	20.8		84	24		75	27		87	22		72	26
80010371037	437	53	12.1		32	8		32	8		36	4		30	6
80010381038	732	142	19.4		55	26		59	23		60	26		50	28
80010391039	401	139	34.7		66	29		69	24		79	16		58	25
80010401040	78	42	53.8		14	9		11	10		17	8		12	9
80010411041	638	85	13.3		36	12		32	13		42	7		35	10
80010421042	916	213	23.3		113	28		98	35		111	28		98	28
80010441044	32	10	31.3		2	3		2	3		3	2		2	3
80010451045	84	57	67.9		28	6		27	6		28	7		26	6
80010471047	463	107	23.1		47	16		48	15		50	14		47	14
80010481048	504	102	20.2		41	10		45	7		50	7		46	6
80010491049	514	77	15.0		30	14		33	11		33	13		28	16
80010501050	596	144	24.2		78	19		70	22		83	16		66	29
80010511051	9	0	0.0		0	0		0	0		0	0		0	0
80010521052	115	64	55.7		33	8		31	9		31	10		27	10
80010541054	23	21	91.3		6	5		8	3		10	2		8	0
80010551055	10	2	20.0		1	0		1	0		1	0		1	0
80010561056	171	99	57.9		38	25		39	25		52	18		41	19
80010571057	231	154	66.7		70	17		61	21		78	15		59	17
80010581058	35	30	85.7		11	7		13	5		13	5		12	6
80010591059	30	18	60.0		7	3		3	7		8	2		4	5
80010601060	7	0	0.0		0	0		0	0		0	0		0	0
80010611061	2	0	0.0		0	0		0	0		0	0		0	0
80010621062	10	0	0.0		0	0		0	0		0	0		0	0
80010631063	1151	211	18.3		94	25		90	23		103	17		80	27
80010641064	70	49	70.0		26	8		29	5		28	5		28	4
80010671067	86	54	62.8		18	3		15	5		27	2		14	4
80010681068	598	132	22.1		65	21		62	23		82	11		61	15
80010691069	109	47	43.1		17	10		19	6		21	5		15	9
80010751075	15	0	0.0		0	0		0	0		0	0		0	0
80010761076	29	22	75.9		11	0		6	4		10	0		7	2
80010771077	49	33	67.3		15	4		13	6		20	0		15	3
80010781078	162	107	66.0		42	11		46	5		51	4		43	4
80010791079	4	4	100.0		3	1		3	1		3	1		3	1
80011011101	648	127	19.6		68	15		58	19		66	15		55	14
80011031103	767	173	22.6		92	21		91	19		98	17		89	16
80011131113	677	199	29.4		84	30		79	27		97	32		68	25
80012011201	239	119	49.8		62	24		54	23		58	24		46	23
80012021202	297	60	20.2		29	4		29	4		33	2		28	5
80012031203	4	0	0.0		0	0		0	0		0	0		0	0
80012081208	281	75	26.7		45	10		43	10		46	7		46	6
80020002000	9	1	11.1		1	0		1	0		1	0		0	0
80020012001	764	112	14.7		62	16		61	15		72	11		64	13
80020022002	6	1	16.7		0	1		0	1		0	1		0	1
80020032003	175	112	64.0		41	23		41	21		51	22		40	20
80020042004	124	89	71.8		30	13		28	14		34	11		27	14
80020052005	49	31	63.3		13	3		14	2		15	2		14	2
80020072007	269	149	55.4		57	33		49	36		66	20		42	28
80020082008	546	101	18.5		48	23		49	22		50	22		41	24
80020092009	11	7	63.6		4	2		1	5		2	4		4	2
80020102010	791	196	24.8		84	26		81	24		91	22		71	26

8	Supreme Court Associate Justices Associate Justice, 6th Appellate District													
	Registration	Ballots Cast	Turnout (%)	Supreme Court Associate Justice (1) Carlos R. Moreno Yes	Carlos R. Moreno No	Supreme Court Associate Justice (1) Marvin R. Baxter Yes	Marvin R. Baxter No	Supreme Court Associate Justice (1) Kathryn M. Werdegar Yes	Kathryn M. Werdegar No	Associate Justice 6th Appellate Dist. (1) Eugene M. Premo Yes	Eugene M. Premo No			
80020122012	807	165	20.4	83	31	90	26	99	22	86	29			
80020142014	151	108	71.5	47	18	53	11	50	15	43	15			
80020152015	426	68	16.0	26	12	21	14	23	16	20	13			
80020172017	1043	167	16.0	87	36	93	24	102	24	87	24			
80020192019	221	59	26.7	27	11	31	7	34	6	28	4			
80020202020	87	56	64.4	25	5	27	5	26	6	22	4			
80020212021	111	77	69.4	28	22	35	13	26	26	30	18			
80020222022	409	79	19.3	37	16	34	15	44	15	28	19			
80020232023	980	180	18.4	91	29	90	29	102	20	80	30			
80020242024	675	130	19.3	76	10	75	12	81	9	72	10			
80020252025	908	175	19.3	81	22	78	22	89	20	75	24			
80020262026	521	100	19.2	51	14	54	9	55	10	52	10			
80020272027	396	78	19.7	34	11	31	12	36	11	30	14			
80020282028	20	12	60.0	6	3	4	5	7	2	3	5			
80020292029	828	119	14.4	58	16	53	16	65	16	49	17			
80020302030	911	139	15.3	63	17	55	21	70	13	59	15			
80020312031	796	184	23.1	96	26	102	26	115	22	88	30			
80020322032	949	205	21.6	94	27	91	27	104	25	89	22			
80020332033	1225	199	16.2	92	26	98	22	111	18	86	24			
80020342034	67	32	47.8	16	8	10	16	12	13	11	13			
80020352035	1102	174	15.8	83	14	83	15	93	14	76	22			
80020362036	2	0	0.0	0	0	0	0	0	0	0	0			
80020372037	417	76	18.2	30	9	29	6	34	7	30	7			
80020382038	315	51	16.2	21	14	24	10	26	11	19	11			
80020392039	195	115	59.0	61	17	59	18	65	15	56	19			
80020402040	347	64	18.4	29	5	25	9	32	4	26	5			
80020412041	400	97	24.3	47	18	52	14	65	7	51	14			
80020422042	472	102	21.6	42	26	50	15	45	22	40	21			
80020442044	26	26	100.0	11	0	10	0	11	0	11	0			
80020452045	34	20	58.8	3	6	5	4	3	7	5	4			
80020462046	151	104	68.9	31	21	44	9	49	10	34	16			
80020472047	71	30	42.3	22	0	22	1	21	1	18	1			
80020482048	832	170	20.4	87	17	77	23	89	15	80	19			
80020492049	48	20	41.7	12	2	11	3	11	5	12	2			
80020502050	35	19	54.3	8	6	10	4	8	6	8	6			
80020512051	1340	264	19.7	107	40	104	38	126	25	102	38			
80020522052	1141	275	24.1	117	34	120	29	141	23	110	33			
80020532053	1159	301	26.0	157	50	153	48	180	36	145	45			
80020542054	63	38	60.3	16	6	17	4	19	3	13	7			
80020552055	1016	185	18.2	80	31	78	32	102	17	75	30			
80020582058	119	85	71.4	35	21	29	23	40	18	29	20			
80020602060	41	41	100.0	24	3	19	9	17	9	18	7			
80022012201	977	152	15.6	77	20	77	18	87	16	69	19			
80022022202	689	126	18.3	53	15	51	17	53	18	48	17			
80022042204	876	172	19.6	82	22	85	21	94	17	77	22			
80022052205	842	184	21.9	88	19	83	21	95	16	79	24			
80022062206	678	94	13.9	47	18	42	17	55	12	42	12			
80022072207	10	0	0.0	0	0	0	0	0	0	0	0			
80022082208	916	130	14.2	58	22	45	34	58	18	50	21			
80023312331	608	85	14.0	48	15	43	15	46	13	42	15			
80023323333	24	9	37.5	7	1	4	4	4	4	6	2			
80023412341	309	53	17.2	31	5	22	11	31	5	24	5			
80030013001	131	83	63.4	36	10	25	17	40	5	27	12			
80030023002	450	40	8.9	17	3	18	2	19	3	12	2			
80030033003	865	155	17.9	70	20	60	29	70	23	61	22			
80030043004	1223	272	22.2	107	43	101	46	119	36	94	49			
80030053005	16	7	43.8	1	2	1	2	0	3	1	2			
80030073007	42	31	73.8	10	13	11	11	12	10	9	12			
80030083008	826	137	16.6	61	17	47	28	61	18	41	26			
80030093009	33	25	75.8	7	13	17	2	11	9	10	4			
80030133013	54	37	68.5	12	3	13	2	13	2	13	2			
80030143014	49	13	26.5	4	1	5	1	5	1	4	1			
80031013101	294	85	28.9	44	9	36	17	49	7	35	12			
80031023102	1250	254	20.3	125	22	107	33	121	24	107	27			
80031033103	1043	190	18.2	81	25	77	26	87	24	72	26			
80031043104	1224	136	11.1	49	13	43	16	51	12	39	15			
80031053105	1009	209	20.7	97	21	90	24	100	16	85	21			
80031083108	982	146	14.9	67	17	58	23	70	20	55	19			
80031133113	903	116	12.8	59	16	56	19	61	16	52	20			

8	Supreme Court Associate Justices Associate Justice, 6th Appellate District													
	Registration	Ballots Cast	Turnout (%)	Supreme Court Associate Justice (1) Carlos R. Moreno Yes	Carlos R. Moreno No	Supreme Court Associate Justice (1) Marvin R. Baxter Yes	Marvin R. Baxter No	Supreme Court Associate Justice (1) Kathryn M. Werdegarg Yes	Kathryn M. Werdegarg No	Associate Justice 6th Appellate Dist. (1) Eugene M. Premo Yes	Eugene M. Premo No			
80031143114	1193	112	9.4	56	13	48	19	58	10	44	16			
80031153115	1033	155	15.0	77	17	60	31	80	18	64	25			
80031163116	917	109	11.9	45	11	45	9	48	7	40	10			
80031193119	1090	99	9.1	36	13	34	16	43	16	33	15			
80031213121	1385	118	8.5	56	16	51	21	60	14	46	20			
80031233123	975	107	11.0	49	3	43	10	53	5	42	8			
80031253125	759	166	21.9	68	28	67	24	77	22	60	33			
80031293129	673	115	17.1	52	14	50	17	51	17	48	15			
80031303130	1143	202	17.7	88	22	84	20	97	19	72	24			
80031403140	723	155	21.4	77	16	76	15	89	10	73	16			
80031433143	609	82	13.5	32	9	24	15	33	9	22	15			
80031453145	1175	237	20.2	105	23	100	25	118	21	90	29			
80031463146	1132	138	12.2	62	22	54	26	62	21	50	27			
80031483148	767	66	8.6	32	8	25	13	31	8	26	11			
80031513151	694	94	13.5	37	12	33	16	43	10	30	13			
80031533153	1085	149	13.7	77	14	66	23	79	15	59	25			
80031583158	729	106	14.5	42	12	36	14	47	11	37	13			
80031603160	648	10	1.5	4	1	3	2	4	1	3	1			
80031613161	250	0	0.0	0	0	0	0	0	0	0	0			
80031633163	634	11	1.7	6	1	4	3	5	3	1	5			
80031653165	365	11	3.0	7	0	6	0	7	0	5	0			
80031663166	307	0	0.0	0	0	0	0	0	0	0	0			
80031683168	265	0	0.0	0	0	0	0	0	0	0	0			
80031693169	256	0	0.0	0	0	0	0	0	0	0	0			
80031713171	963	159	16.5	69	25	65	28	81	18	62	27			
80031783178	884	95	10.7	38	13	29	15	33	15	28	16			
80031813181	556	54	9.7	28	6	25	9	34	3	20	12			
80040014001	2	1	50.0	0	1	0	1	1	0	0	1			
80040074007	883	199	22.5	100	39	99	27	105	29	89	30			
80040084008	256	112	43.8	64	29	61	24	65	20	56	24			
80040094009	189	100	52.9	56	15	41	27	62	11	45	23			
80040164016	578	69	11.9	42	9	41	8	48	2	40	7			
80040184018	436	60	13.8	41	8	39	9	44	4	37	10			
80040234023	49	29	59.2	11	8	12	7	12	8	10	8			
80040264026	472	78	16.5	37	24	49	11	43	18	38	21			
80040274027	11	0	0.0	0	0	0	0	0	0	0	0			
80040294029	78	54	69.2	22	11	29	4	24	7	20	7			
80040304030	493	113	22.9	52	13	55	10	56	11	45	12			
80043104310	657	78	11.9	46	12	29	21	37	20	37	19			
80043114311	1198	159	13.3	129	12	93	36	95	36	99	31			
80043174317	231	81	35.1	58	7	31	31	36	28	42	19			
80043314331	158	66	41.8	50	5	36	16	40	8	38	10			
80043334333	1293	237	18.3	158	37	138	45	154	35	138	43			
80043414341	881	92	10.4	59	15	42	30	54	21	43	29			
80043444344	708	87	12.3	59	11	57	12	57	14	50	15			
80043454345	149	61	40.9	40	12	30	21	39	15	34	17			
80043504350	261	35	13.4	17	6	14	6	15	5	14	6			
80043514351	367	68	18.5	32	16	34	14	43	6	32	15			
80043544354	941	166	17.6	100	14	82	23	93	22	86	21			
80043614361	612	101	16.5	69	16	58	26	63	22	67	17			
80043624362	793	105	13.2	56	12	61	11	67	5	49	14			
80043634363	387	70	18.1	37	12	36	8	42	7	33	12			
80043644364	404	68	16.8	30	14	33	10	39	6	31	11			
80043714371	543	101	18.6	55	18	55	13	61	12	51	15			
80043724372	497	95	19.1	62	20	59	14	65	8	60	14			
80043734373	1344	323	24.0	147	84	166	63	192	52	150	72			
80043744374	300	76	25.3	41	17	39	17	52	8	47	8			
80050025002	6	0	0.0	0	0	0	0	0	0	0	0			
80050045004	637	88	13.8	41	18	39	20	46	14	40	15			
80050055005	1078	144	13.4	74	18	72	21	76	18	70	18			
80050065006	669	101	15.1	37	22	44	16	42	22	33	18			
80050075007	214	126	58.9	50	29	51	24	52	28	51	21			
80050085008	99	55	55.6	23	15	24	12	27	11	24	12			
80050105010	853	126	14.8	57	24	55	28	62	22	54	26			
80050115011	791	87	11.0	43	8	36	11	45	7	38	9			
80050125012	1181	180	15.2	73	35	78	29	86	22	69	33			
80050135013	68	32	47.1	12	5	9	5	11	6	9	5			
80050145014	215	105	48.8	51	21	44	24	59	14	44	19			
80050155015	190	102	53.7	40	17	38	18	45	12	35	20			

Supreme Court Associate Justices Associate Justice, 6th Appellate District															
8	Registration	Ballots Cast	Turnout (%)	Supreme Court Associate Justice (1) Carlos R. Moreno Yes	Carlos R. Moreno No	Supreme Court Associate Justice (1) Marvin R. Baxter Yes	Marvin R. Baxter No	Supreme Court Associate Justice (1) Kathryn M. Werdegar Yes	Kathryn M. Werdegar No	Associate Justice 6th Appellate Dist. (1) Eugene M. Premo Yes	Eugene M. Premo No				
80050165016	964	133	13.8	52	26	51	25	60	18	45	24				
80050175017	80	41	51.3	12	11	11	11	16	7	13	8				
80050185018	736	103	14.0	39	24	45	17	45	18	39	20				
80050195019	826	111	13.4	43	33	47	28	53	26	49	25				
80050205020	777	105	13.5	57	19	58	17	63	14	54	19				
80050215021	299	58	19.4	20	11	19	10	17	13	18	9				
80050225022	690	140	20.3	62	17	58	18	64	15	51	17				
80050235023	875	130	14.9	75	19	68	21	76	20	63	23				
80050245024	33	22	66.7	13	3	11	5	14	2	11	3				
80050255025	43	25	58.1	6	7	8	4	11	4	6	6				
80050265026	376	53	14.1	25	10	28	7	28	9	26	7				
80050275027	961	123	12.8	71	17	59	27	73	14	60	21				
80050285028	143	84	58.7	39	18	36	18	44	11	31	15				
80050305030	114	78	68.4	39	13	42	12	41	14	41	9				
80050325032	296	50	16.9	20	10	19	7	25	4	21	5				
80050335033	380	79	20.8	33	18	35	15	42	11	35	14				
80050345034	244	160	65.6	57	23	56	20	78	17	58	16				
80050355035	194	125	64.4	61	19	60	20	71	14	59	18				
80050365036	375	58	15.5	29	8	18	12	25	8	18	10				
80050375037	370	57	15.4	17	9	16	9	25	7	16	7				
80050385038	210	150	71.4	63	24	61	20	70	15	57	16				
80050435043	1160	231	19.9	103	45	112	38	132	30	104	36				
80050445044	3	3	100.0	1	1	1	1	1	1	0	2				
80050455045	40	25	62.5	8	6	10	5	10	5	7	8				
80050485048	339	70	20.6	30	14	23	16	34	7	24	15				
80050495049	573	140	24.4	68	23	67	22	68	23	61	20				
80050505050	231	151	65.4	64	22	63	21	68	22	59	20				
80050515051	84	55	65.5	19	16	25	9	26	8	21	13				
80050525052	400	67	16.8	26	15	31	8	35	8	27	10				
80050535053	49	30	61.2	11	5	9	4	11	2	8	5				
80050545054	34	24	70.6	14	1	13	2	18	1	12	1				
80050555055	575	83	14.4	36	11	37	12	34	16	35	14				
80050565056	794	120	15.1	44	25	43	24	47	24	41	24				
80051015101	1189	171	14.4	70	22	60	26	75	22	62	24				
80051085108	1276	158	12.4	84	18	80	23	88	18	81	20				
80051105110	1040	174	16.7	79	18	72	21	83	16	70	20				
80051145114	531	78	14.7	29	10	27	11	33	8	28	11				
80051625162	519	39	7.5	15	2	11	5	11	5	11	2				
80054015401	859	147	17.1	75	16	73	16	85	10	67	17				
80054025402	557	180	32.3	71	19	70	16	91	11	69	10				
80054035403	1181	196	16.6	80	23	82	20	98	16	76	19				
80054055405	939	176	18.7	82	25	81	24	93	17	76	22				
80054065406	1011	151	14.9	78	13	75	14	92	6	70	15				
80054075407	971	232	23.9	128	32	122	33	132	26	121	32				
80054095409	6	4	66.7	1	1	0	2	1	1	0	2				
80054115411	126	76	60.3	26	10	27	9	31	10	23	10				
80054135413	1061	218	20.5	94	41	97	37	110	34	92	35				
Precinct Totals	135553	53593	39.5	23867	7458	21533	8503	24694	6729	20704	8002				
Absentee Totals	135553	26437	19.5	12409	3941	11773	4076	13544	3279	11120	3941				
Grand Totals	135553	80030	59.0	36276	11399	33306	12579	38238	10008	31824	11943				



A vertical bar chart consisting of 15 segments. The segments alternate in color, starting with a white segment at the top, followed by a light gray segment, and continuing this pattern down to the bottom. The segments are of varying heights, with the top segment being the tallest and the bottom segment being the shortest. The bar is outlined in black.

Segment	Color
1	White
2	Light Gray
3	White
4	Light Gray
5	White
6	Light Gray
7	White
8	Light Gray
9	White
10	Light Gray
11	White
12	Light Gray
13	White
14	Light Gray
15	White

A vertical bar chart consisting of 15 segments. The segments alternate in color, starting with a white segment at the top, followed by a gray segment, and continuing this pattern down to the bottom. The segments are of varying heights, with the top segment being the tallest and the bottom segment being the shortest. The bar is outlined in black.

Segment	Color
1	White
2	Gray
3	White
4	Gray
5	White
6	Gray
7	White
8	Gray
9	White
10	Gray
11	White
12	Gray
13	White
14	Gray
15	White

A vertical bar chart consisting of 15 segments. The segments alternate between white and light gray, starting with a white segment at the top and ending with a light gray segment at the bottom. The segments are of varying heights, with the top white segment being the tallest and the bottom light gray segment being the shortest.

Segment	Color
1	White
2	Light Gray
3	White
4	Light Gray
5	White
6	Light Gray
7	White
8	Light Gray
9	White
10	Light Gray
11	White
12	Light Gray
13	White
14	Light Gray
15	Light Gray

A vertical bar chart consisting of 15 segments. The segments alternate in color, starting with a white segment at the top, followed by a light gray segment, and continuing this pattern down to the bottom. The segments are of varying heights, with the top segment being the tallest and the bottom segment being the shortest. The bar is outlined in black.

Segment	Color
1	White
2	Light Gray
3	White
4	Light Gray
5	White
6	Light Gray
7	White
8	Light Gray
9	White
10	Light Gray
11	White
12	Light Gray
13	White
14	Light Gray
15	White

A vertical bar chart consisting of 15 segments. The segments alternate between white and light gray, starting with a white segment at the top and ending with a light gray segment at the bottom. The segments are of varying heights, with the top segment being the tallest and the bottom segment being the shortest.

Segment	Color
1	White
2	Light Gray
3	White
4	Light Gray
5	White
6	Light Gray
7	White
8	Light Gray
9	White
10	Light Gray
11	White
12	Light Gray
13	White
14	Light Gray
15	Light Gray

A vertical bar chart consisting of 15 segments. The segments alternate in color, starting with a white segment at the top, followed by a light gray segment, and continuing this pattern down to the bottom. The segments are of varying heights, with the top segment being the tallest and the bottom segment being the shortest. The bar is outlined in black.

Segment	Color
1	White
2	Light Gray
3	White
4	Light Gray
5	White
6	Light Gray
7	White
8	Light Gray
9	White
10	Light Gray
11	White
12	Light Gray
13	White
14	Light Gray
15	White

A vertical bar chart consisting of 15 segments. The segments alternate in color, starting with a white segment at the top, followed by a light gray segment, and continuing this pattern down to the bottom. The segments are of varying heights, with the top segment being the tallest and the bottom segment being the shortest.

Segment	Color
1	White
2	Light Gray
3	White
4	Light Gray
5	White
6	Light Gray
7	White
8	Light Gray
9	White
10	Light Gray
11	White
12	Light Gray
13	White
14	Light Gray
15	White

***Grand Totals 8	Supreme Court Associate Justices Associate Justice, 6th Appellate District												
	Registration	Ballots Cast	Turnout (%)	Supreme Court Associate Justice (1) Carlos R. Moreno Yes	Carlos R. Moreno No	Supreme Court Associate Justice (1) Marvin R. Baxter Yes	Marvin R. Baxter No	Supreme Court Associate Justice (1) Kathryn M. Werdegar Yes	Kathryn M. Werdegar No	Associate Justice 6th Appellate Dist. (1) Eugene M. Premo Yes	Eugene M. Premo No		
Santa Cruz County	135553	80030	59.0	36276	11399	33306	12579	38238	10008	31824	11943		
14th Congressional Distr	41695	25425	61.0	11228	4257	10782	4211	12238	3546	10086	4155		
17th Congressional Distr	93858	54605	58.2	25048	7142	22524	8368	26000	6462	21738	7788		
11th Senatorial District	82955	48913	59.0	21328	6413	19161	7472	22276	5707	18363	6951		
15th Senatorial District	52598	31117	59.2	14948	4986	14145	5107	15962	4301	13461	4992		
27th Assembly District	117720	70785	60.1	30931	9844	28564	10735	33030	8443	27172	10168		
28th Assembly District	17833	9245	51.8	5345	1555	4742	1844	5208	1565	4652	1775		
1st Supervisorial Distri	28713	16833	58.6	7539	2364	6990	2533	8026	2022	6636	2393		
2nd Supervisorial Distri	29530	17988	60.9	8249	2730	7936	2710	9079	2181	7463	2699		
3rd Supervisorial Distri	31604	19206	60.8	7928	2106	6740	2825	8006	2047	6558	2480		
4th Supervisorial Distri	15171	7845	51.7	4567	1316	4030	1569	4419	1339	3959	1505		
5th Supervisorial Distri	30535	18158	59.5	7993	2883	7610	2942	8708	2419	7208	2866		
City Of Santa Cruz	34562	20816	60.2	8672	2209	7407	2955	8773	2146	7245	2563		
City Of Capitola	5809	3324	57.2	1513	472	1413	502	1614	409	1306	506		
City Of Watsonville	12665	6476	51.1	3869	1022	3304	1332	3677	1098	3328	1229		
City Of Scotts Valley	6711	4186	62.4	1909	589	1890	562	2140	468	1777	574		
Unincorporated Area	75806	45228	59.7	20313	7107	19292	7228	22034	5887	18168	7071		

***Absentee Totals 8	Supreme Court Associate Justices Associate Justice, 6th Appellate District													
	Registration	Ballots Cast	Turnout (%)	Supreme Court Associate Justice (1) Carlos R. Moreno Yes	Carlos R. Moreno No	Supreme Court Associate Justice (1) Marvin R. Baxter Yes	Marvin R. Baxter No	Supreme Court Associate Justice (1) Kathryn M. Werdegar Yes	Kathryn M. Werdegar No	Associate Justice 6th Appellate Dist. (1) Eugene M. Premo Yes	Eugene M. Premo No			
Santa Cruz County	135553	26437	19.5	12409	3941	11773	4076	13544	3279	11120	3941			
14th Congressional Distr	41695	9909	23.8	4359	1665	4277	1576	4880	1320	3991	1527			
17th Congressional Distr	93858	16528	17.6	8050	2276	7496	2500	8664	1959	7129	2414			
11th Senatorial District	82955	13849	16.7	6407	1919	5982	2087	6933	1620	5636	2001			
15th Senatorial District	52598	12588	23.9	6002	2022	5791	1989	6611	1659	5484	1940			
27th Assembly District	117720	23113	19.6	10484	3367	10026	3432	11574	2761	9400	3325			
28th Assembly District	17833	3324	18.6	1925	574	1747	644	1970	518	1720	616			
1st Supervisorial Distri	28713	6644	23.1	3107	935	2931	968	3386	755	2748	933			
2nd Supervisorial Distri	29530	6393	21.6	2972	977	2923	944	3333	798	2736	934			
3rd Supervisorial Distri	31604	4486	14.2	1990	547	1793	669	2122	502	1672	648			
4th Supervisorial Distri	15171	2884	19.0	1670	497	1519	545	1704	440	1481	531			
5th Supervisorial Distri	30535	6030	19.7	2670	985	2607	950	2999	784	2483	895			
City Of Santa Cruz	34562	4805	13.9	2186	558	1973	680	2323	525	1864	648			
City Of Capitola	5809	1112	19.1	541	154	509	165	579	130	485	149			
City Of Watsonville	12665	2216	17.5	1331	361	1162	447	1325	352	1173	410			
City Of Scotts Valley	6711	1380	20.6	635	180	627	171	733	131	594	162			
Unincorporated Area	75806	16924	22.3	7716	2688	7502	2613	8584	2141	7004	2572			

Associate Justices, 6th Appellate District														
9	Registration	Ballots Cast	Turnout (%)	Associate Justice 6th Appellate Dist. (1) Franklin D. Elia Yes	Franklin D. Elia No	Associate Justice 6th Appellate Dist. (1) Patricia Bamattre-Ma Yes	Patricia Bamattre-Ma No	Associate Justice 6th Appellate Dist. (1) William M. Wunderlic Yes	William M. Wunderlic No	Associate Justice 6th Appellate Dist. (1) Conrad L. Rushing Yes	Conrad L. Rushing No			
10021002	1351	515	38.1	171	65	218	40	183	56	183	59			
10051005	1150	423	36.8	156	59	174	48	166	52	163	51			
10061006	929	370	39.8	120	59	139	48	126	55	125	55			
10071007	34	0	0.0	0	0	0	0	0	0	0	0			
10081008	997	399	40.0	144	65	161	53	138	71	145	65			
10091009	1410	594	42.1	222	91	243	88	228	84	224	86			
10101010	26	0	0.0	0	0	0	0	0	0	0	0			
10111011	1218	408	33.5	157	61	170	57	169	52	158	60			
10121012	715	197	27.6	74	39	73	42	73	39	71	41			
10131013	185	0	0.0	0	0	0	0	0	0	0	0			
10141014	98	0	0.0	0	0	0	0	0	0	0	0			
10151015	22	0	0.0	0	0	0	0	0	0	0	0			
10161016	88	0	0.0	0	0	0	0	0	0	0	0			
10171017	788	368	46.7	126	43	147	31	120	51	119	52			
10181018	657	316	48.1	101	57	107	50	104	55	101	57			
10191019	549	238	43.4	76	21	81	19	76	17	75	19			
10201020	874	288	33.0	101	41	112	36	104	38	106	36			
10211021	2	0	0.0	0	0	0	0	0	0	0	0			
10221022	781	281	36.0	109	40	117	36	103	45	102	46			
10231023	189	0	0.0	0	0	0	0	0	0	0	0			
10241024	707	270	38.2	108	40	124	29	112	37	115	33			
10251025	31	0	0.0	0	0	0	0	0	0	0	0			
10261026	383	144	37.6	58	28	62	24	59	27	57	29			
10271027	1327	418	31.5	167	70	200	51	180	57	175	56			
10281028	793	408	51.5	138	59	155	52	137	62	136	61			
10291029	150	1	0.7	1	0	1	0	1	0	1	0			
10311031	232	0	0.0	0	0	0	0	0	0	0	0			
10321032	506	218	43.1	83	31	88	30	81	30	82	29			
10351035	215	0	0.0	0	0	0	0	0	0	0	0			
10361036	1082	459	42.4	159	73	178	63	165	68	169	68			
10371037	437	228	52.2	93	25	88	27	96	21	94	23			
10381038	732	297	40.6	124	59	123	61	130	54	130	60			
10391039	401	101	25.2	43	21	48	15	41	23	39	24			
10401040	78	0	0.0	0	0	0	0	0	0	0	0			
10411041	638	224	35.1	89	35	92	37	92	31	88	33			
10421042	916	328	35.8	130	49	139	42	137	39	134	44			
10441044	32	0	0.0	0	0	0	0	0	0	0	0			
10451045	84	0	0.0	0	0	0	0	0	0	0	0			
10471047	463	185	40.0	71	28	68	29	71	28	65	35			
10481048	504	247	49.0	90	30	95	33	92	30	91	32			
10491049	514	236	45.9	86	31	97	23	94	26	90	32			
10501050	596	235	39.4	101	40	105	39	100	41	106	38			
10511051	9	0	0.0	0	0	0	0	0	0	0	0			
10521052	115	0	0.0	0	0	0	0	0	0	0	0			
10541054	23	0	0.0	0	0	0	0	0	0	0	0			
10551055	10	0	0.0	0	0	0	0	0	0	0	0			
10561056	171	0	0.0	0	0	0	0	0	0	0	0			
10571057	231	0	0.0	0	0	0	0	0	0	0	0			
10581058	35	0	0.0	0	0	0	0	0	0	0	0			
10591059	30	0	0.0	0	0	0	0	0	0	0	0			
10601060	7	0	0.0	0	0	0	0	0	0	0	0			
10611061	2	0	0.0	0	0	0	0	0	0	0	0			
10621062	10	0	0.0	0	0	0	0	0	0	0	0			
10631063	1151	398	34.6	143	69	155	60	144	65	140	67			
10641064	70	0	0.0	0	0	0	0	0	0	0	0			
10671067	86	0	0.0	0	0	0	0	0	0	0	0			
10681068	598	270	45.2	126	40	132	39	126	40	128	39			
10691069	109	0	0.0	0	0	0	0	0	0	0	0			
10751075	15	0	0.0	0	0	0	0	0	0	0	0			
10761076	29	0	0.0	0	0	0	0	0	0	0	0			
10771077	49	0	0.0	0	0	0	0	0	0	0	0			
10781078	162	0	0.0	0	0	0	0	0	0	0	0			
10791079	4	0	0.0	0	0	0	0	0	0	0	0			
11011101	648	323	49.8	116	41	127	34	115	36	120	34			
11031103	767	378	49.3	124	60	138	57	139	49	135	51			
11131113	677	239	35.3	110	30	115	26	116	23	115	26			
12011201	239	0	0.0	0	0	0	0	0	0	0	0			
12021202	297	86	29.0	40	10	39	12	38	11	37	12			
12031203	4	0	0.0	0	0	0	0	0	0	0	0			

Associate Justices, 6th Appellate District														
9	Registration	Ballots Cast	Turnout (%)	Associate Justice 6th Appellate Dist. (1) Franklin D. Elia Yes	Franklin D. Elia No	Associate Justice 6th Appellate Dist. (1) Patricia Bamattre-Ma Yes	Patricia Bamattre-Ma No	Associate Justice 6th Appellate Dist. (1) William M. Wunderlic Yes	William M. Wunderlic No	Associate Justice 6th Appellate Dist. (1) Conrad L. Rushing Yes	Conrad L. Rushing No			
12081208	281	99	35.2	47	10	44	12	46	8	45	10			
20002000	9	0	0.0	0	0	0	0	0	0	0	0			
20012001	764	300	39.3	118	71	128	64	122	65	125	65			
20022002	6	0	0.0	0	0	0	0	0	0	0	0			
20032003	175	0	0.0	0	0	0	0	0	0	0	0			
20042004	124	0	0.0	0	0	0	0	0	0	0	0			
20052005	49	0	0.0	0	0	0	0	0	0	0	0			
20072007	269	0	0.0	0	0	0	0	0	0	0	0			
20082008	546	194	35.5	89	34	87	38	94	32	86	39			
20092009	11	0	0.0	0	0	0	0	0	0	0	0			
20102010	791	289	36.5	103	45	109	43	100	47	100	50			
20122012	807	270	33.5	117	47	122	42	123	41	120	42			
20142014	151	0	0.0	0	0	0	0	0	0	0	0			
20152015	426	182	42.7	73	25	70	27	69	29	74	21			
20172017	1043	461	44.2	198	87	220	76	215	72	216	73			
20192019	221	0	0.0	0	0	0	0	0	0	0	0			
20202020	87	0	0.0	0	0	0	0	0	0	0	0			
20212021	111	0	0.0	0	0	0	0	0	0	0	0			
20222022	409	170	41.6	57	24	61	23	57	24	54	25			
20232023	980	489	49.9	208	57	210	58	214	48	208	56			
20242024	675	311	46.1	120	44	128	38	116	47	111	55			
20252025	908	392	43.2	177	56	183	55	174	57	170	64			
20262026	521	242	46.4	94	35	102	31	99	31	100	27			
20272027	396	177	44.7	61	15	69	13	64	14	62	18			
20282028	20	0	0.0	0	0	0	0	0	0	0	0			
20292029	828	366	44.2	163	42	175	38	170	40	165	44			
20302030	911	424	46.5	159	65	177	51	167	58	152	70			
20312031	796	365	45.9	145	35	156	29	151	33	143	40			
20322032	949	444	46.8	187	63	188	61	192	60	192	55			
20332033	1225	552	45.1	244	72	262	69	236	78	239	74			
20342034	67	0	0.0	0	0	0	0	0	0	0	0			
20352035	1102	537	48.7	239	69	252	65	242	68	239	74			
20362036	2	0	0.0	0	0	0	0	0	0	0	0			
20372037	417	146	35.0	58	29	58	31	64	25	64	24			
20382038	315	133	42.2	59	20	63	16	61	17	59	19			
20392039	195	0	0.0	0	0	0	0	0	0	0	0			
20402040	347	150	43.2	43	27	49	22	44	25	43	27			
20412041	400	124	31.0	50	26	49	27	50	26	41	35			
20422042	472	210	44.5	100	31	104	31	105	26	97	34			
20442044	26	0	0.0	0	0	0	0	0	0	0	0			
20452045	34	0	0.0	0	0	0	0	0	0	0	0			
20462046	151	0	0.0	0	0	0	0	0	0	0	0			
20472047	71	0	0.0	0	0	0	0	0	0	0	0			
20482048	832	318	38.2	131	41	130	47	131	43	133	42			
20492049	48	0	0.0	0	0	0	0	0	0	0	0			
20502050	35	0	0.0	0	0	0	0	0	0	0	0			
20512051	1340	536	40.0	211	85	231	74	224	76	220	78			
20522052	1141	492	43.1	210	56	215	55	219	54	213	54			
20532053	1159	463	39.9	204	68	204	71	207	67	205	67			
20542054	63	0	0.0	0	0	0	0	0	0	0	0			
20552055	1016	463	45.6	184	79	192	76	189	73	179	84			
20582058	119	0	0.0	0	0	0	0	0	0	0	0			
20602060	41	0	0.0	0	0	0	0	0	0	0	0			
22012201	977	427	43.7	161	60	170	66	163	62	166	60			
22022202	689	264	38.3	96	36	111	31	96	39	100	35			
22042204	876	385	43.9	152	62	162	55	157	57	159	57			
22052205	842	334	39.7	131	48	136	43	131	48	132	45			
22062206	678	266	39.2	94	34	97	33	87	36	92	34			
22072207	10	0	0.0	0	0	0	0	0	0	0	0			
22082208	916	351	38.3	115	70	125	65	118	65	124	60			
23312331	608	281	46.2	140	62	145	55	146	56	148	52			
23332333	24	0	0.0	0	0	0	0	0	0	0	0			
23412341	309	87	28.2	38	17	43	14	41	13	39	15			
30013001	131	0	0.0	0	0	0	0	0	0	0	0			
30023002	450	252	56.0	64	55	74	46	62	56	72	48			
30033003	865	422	48.8	141	58	153	57	138	63	144	57			
30043004	1223	515	42.1	157	86	177	76	160	86	166	81			
30053005	16	0	0.0	0	0	0	0	0	0	0	0			
30073007	42	0	0.0	0	0	0	0	0	0	0	0			

Associate Justices, 6th Appellate District														
9	Registration	Ballots Cast	Turnout (%)	Associate Justice 6th Appellate Dist. (1) Franklin D. Elia Yes	Franklin D. Elia No	Associate Justice 6th Appellate Dist. (1) Patricia Bamattre-Ma Yes	Patricia Bamattre-Ma No	Associate Justice 6th Appellate Dist. (1) William M. Wunderlic Yes	William M. Wunderlic No	Associate Justice 6th Appellate Dist. (1) Conrad L. Rushing Yes	Conrad L. Rushing No			
30083008	826	334	40.4	119	60	133	55	121	61	120	63			
30093009	33	0	0.0	0	0	0	0	0	0	0	0			
30133013	54	0	0.0	0	0	0	0	0	0	0	0			
30143014	49	0	0.0	0	0	0	0	0	0	0	0			
31013101	294	139	47.3	60	12	59	13	61	10	63	9			
31023102	1250	595	47.6	190	63	210	46	184	65	189	65			
31033103	1043	453	43.4	153	56	160	53	141	62	146	58			
31043104	1224	635	51.9	257	62	275	52	261	63	252	70			
31053105	1009	526	52.1	176	48	186	45	170	54	179	50			
31083108	982	481	49.0	138	62	162	51	131	70	144	57			
31133113	903	436	48.3	157	62	165	56	162	58	163	57			
31143114	1193	596	50.0	173	83	186	77	179	79	178	79			
31153115	1033	504	48.8	157	62	173	57	159	60	151	65			
31163116	917	423	46.1	132	33	139	29	127	38	129	38			
31193119	1090	503	46.1	158	70	180	56	154	75	162	67			
31213121	1385	630	45.5	204	82	223	67	200	86	202	84			
31233123	975	355	36.4	87	63	115	43	95	57	92	57			
31253125	759	379	49.9	128	39	137	33	121	47	122	45			
31293129	673	367	54.5	112	44	121	37	116	41	112	44			
31303130	1143	536	46.9	203	83	234	68	208	82	210	82			
31403140	723	401	55.5	184	41	191	40	188	36	191	34			
31433143	609	346	56.8	113	28	120	26	114	27	110	26			
31453145	1175	530	45.1	174	60	193	52	177	58	171	64			
31463146	1132	534	47.2	165	59	195	40	169	53	168	54			
31483148	767	357	46.5	109	47	120	44	101	55	105	50			
31513151	694	344	49.6	122	47	135	39	127	45	127	42			
31533153	1085	527	48.6	176	67	200	62	172	74	173	74			
31583158	729	340	46.6	120	37	137	33	121	36	121	38			
31603160	648	223	34.4	56	34	79	18	55	39	53	38			
31613161	250	124	49.6	29	9	28	11	30	8	29	9			
31633163	634	224	35.3	58	29	67	19	60	25	60	27			
31653165	365	226	61.9	53	34	66	27	55	35	56	33			
31663166	307	150	48.9	41	18	48	11	44	15	39	19			
31683168	265	90	34.0	23	9	28	5	21	12	24	9			
31693169	256	119	46.5	30	14	31	14	35	9	28	15			
31713171	963	471	48.9	187	57	194	55	196	48	182	61			
31783178	884	358	40.5	99	48	122	37	100	47	103	45			
31813181	556	275	49.5	105	41	115	30	100	43	105	42			
40014001	2	0	0.0	0	0	0	0	0	0	0	0			
40074007	883	327	37.0	166	66	162	74	164	64	159	71			
40084008	256	0	0.0	0	0	0	0	0	0	0	0			
40094009	189	0	0.0	0	0	0	0	0	0	0	0			
40164016	578	212	36.7	111	40	109	40	109	46	100	51			
40184018	436	141	32.3	80	31	83	27	81	27	80	30			
40234023	49	0	0.0	0	0	0	0	0	0	0	0			
40264026	472	217	46.0	94	48	96	45	111	32	100	39			
40274027	11	0	0.0	0	0	0	0	0	0	0	0			
40294029	78	0	0.0	0	0	0	0	0	0	0	0			
40304030	493	172	34.9	62	35	65	36	67	33	63	40			
43104310	657	192	29.2	100	47	98	45	93	55	103	43			
43114311	1198	305	25.5	170	61	179	55	156	74	161	71			
43174317	231	0	0.0	0	0	0	0	0	0	0	0			
43314331	158	0	0.0	0	0	0	0	0	0	0	0			
43334333	1293	419	32.4	201	93	213	79	191	100	201	93			
43414341	881	287	32.6	143	52	146	53	141	58	137	60			
43444344	708	262	37.0	138	38	141	38	130	44	126	46			
43454345	149	0	0.0	0	0	0	0	0	0	0	0			
43504350	261	93	35.6	40	23	36	27	41	22	43	22			
43514351	367	115	31.3	60	24	58	25	62	22	53	29			
43544354	941	257	27.3	127	42	134	39	120	46	132	38			
43614361	612	199	32.5	110	35	115	33	108	37	103	44			
43624362	793	266	33.5	145	51	147	48	146	48	145	47			
43634363	387	177	45.7	83	42	89	38	94	34	94	34			
43644364	404	169	41.8	83	29	85	30	88	26	92	22			
43714371	543	261	48.1	120	51	132	40	129	43	128	45			
43724372	497	218	43.9	96	46	95	47	94	49	100	43			
43734373	1344	572	42.6	265	98	274	96	276	90	279	86			
43744374	300	100	33.3	55	24	60	21	57	23	59	20			
50025002	6	0	0.0	0	0	0	0	0	0	0	0			

Associate Justices, 6th Appellate District															
9	Registration	Ballots Cast	Turnout (%)	Associate Justice 6th Appellate Dist. (1) Franklin D. Elia Yes	Franklin D. Elia No	Associate Justice 6th Appellate Dist. (1) Patricia Bamattre-Ma Yes	Patricia Bamattre-Ma No	Associate Justice 6th Appellate Dist. (1) William M. Wunderlic Yes	William M. Wunderlic No	Associate Justice 6th Appellate Dist. (1) Conrad L. Rushing Yes	Conrad L. Rushing No				
50045004	637	311	48.8	108	60	118	58	107	62	108	60				
50055005	1078	500	46.4	195	88	206	82	203	79	195	84				
50065006	669	313	46.8	109	37	106	42	109	37	107	39				
50075007	214	0	0.0	0	0	0	0	0	0	0	0				
50085008	99	0	0.0	0	0	0	0	0	0	0	0				
50105010	853	358	42.0	138	67	146	63	142	65	140	65				
50115011	791	342	43.2	142	80	163	68	149	73	144	80				
50125012	1181	539	45.6	206	70	215	74	215	67	202	78				
50135013	68	0	0.0	0	0	0	0	0	0	0	0				
50145014	215	0	0.0	0	0	0	0	0	0	0	0				
50155015	190	0	0.0	0	0	0	0	0	0	0	0				
50165016	964	433	44.9	162	86	168	86	157	91	149	98				
50175017	80	0	0.0	0	0	0	0	0	0	0	0				
50185018	736	335	45.5	140	50	140	54	137	53	133	54				
50195019	826	414	50.1	166	73	167	78	165	75	166	75				
50205020	777	317	40.8	140	54	149	51	137	57	140	57				
50215021	299	110	36.8	35	25	40	20	35	22	36	25				
50225022	690	288	41.7	134	37	140	34	140	32	136	36				
50235023	875	348	39.8	152	61	173	47	171	46	161	55				
50245024	33	0	0.0	0	0	0	0	0	0	0	0				
50255025	43	0	0.0	0	0	0	0	0	0	0	0				
50265026	376	142	37.8	58	29	63	24	59	27	57	29				
50275027	961	433	45.1	158	77	174	68	157	79	157	78				
50285028	143	0	0.0	0	0	0	0	0	0	0	0				
50305030	114	0	0.0	0	0	0	0	0	0	0	0				
50325032	296	147	49.7	57	22	59	24	60	21	61	19				
50335033	380	145	38.2	57	21	59	20	59	19	59	18				
50345034	244	0	0.0	0	0	0	0	0	0	0	0				
50355035	194	0	0.0	0	0	0	0	0	0	0	0				
50365036	375	182	48.5	76	31	88	23	79	30	76	30				
50375037	370	182	49.2	70	32	68	33	67	33	69	33				
50385038	210	0	0.0	0	0	0	0	0	0	0	0				
50435043	1160	459	39.6	188	81	198	74	191	78	189	77				
50445044	3	0	0.0	0	0	0	0	0	0	0	0				
50455045	40	0	0.0	0	0	0	0	0	0	0	0				
50485048	339	130	38.3	49	28	48	31	49	27	51	26				
50495049	573	215	37.5	80	26	81	30	80	28	79	27				
50505050	231	0	0.0	0	0	0	0	0	0	0	0				
50515051	84	0	0.0	0	0	0	0	0	0	0	0				
50525052	400	203	50.8	90	39	91	36	93	34	97	31				
50535053	49	0	0.0	0	0	0	0	0	0	0	0				
50545054	34	0	0.0	0	0	0	0	0	0	0	0				
50555055	575	247	43.0	99	46	108	40	101	45	95	47				
50565056	794	355	44.7	140	72	147	69	137	75	136	76				
51015101	1189	363	30.5	122	62	133	57	115	67	119	63				
51085108	1276	521	40.8	173	65	196	58	171	69	170	70				
51105110	1040	490	47.1	164	49	176	42	162	50	164	49				
51145114	531	222	41.8	60	27	79	14	63	22	70	18				
51625162	519	278	53.6	77	32	88	27	79	29	79	30				
54015401	859	461	53.7	196	58	209	54	200	57	205	51				
54025402	557	207	37.2	75	27	80	25	80	23	84	20				
54035403	1181	496	42.0	222	78	235	73	234	71	227	75				
54055405	939	334	35.6	118	62	137	53	122	61	123	64				
54065406	1011	388	38.4	171	48	172	55	172	49	176	48				
54075407	971	427	44.0	181	59	184	63	182	60	177	61				
54095409	6	0	0.0	0	0	0	0	0	0	0	0				
54115411	126	0	0.0	0	0	0	0	0	0	0	0				
54135413	1061	493	46.5	217	64	215	74	210	70	221	62				
80010021002	1351	222	16.4	88	22	92	23	88	28	89	24				
80010051005	1150	188	16.3	78	26	83	22	76	25	83	23				
80010061006	929	176	18.9	63	29	70	27	68	25	69	23				
80010071007	34	19	55.9	8	3	7	4	8	3	8	3				
80010081008	997	163	16.3	78	22	80	24	78	24	76	24				
80010091009	1410	231	16.4	117	25	117	30	109	31	111	32				
80010101010	26	18	69.2	3	8	4	9	6	5	5	6				
80010111011	1218	211	17.3	84	30	92	30	85	32	83	33				
80010121012	715	229	32.0	106	28	102	32	97	35	102	31				
80010131013	185	124	67.0	41	14	42	16	39	16	40	16				
80010141014	98	60	61.2	22	5	23	5	22	6	22	5				

Associate Justices, 6th Appellate District													
9	Registration	Ballots Cast	Turnout (%)	Associate Justice 6th Appellate Dist. (1) Franklin D. Elia Yes	Franklin D. Elia No	Associate Justice 6th Appellate Dist. (1) Patricia Bamattre-Ma Yes	Patricia Bamattre-Ma No	Associate Justice 6th Appellate Dist. (1) William M. Wunderlic Yes	William M. Wunderlic No	Associate Justice 6th Appellate Dist. (1) Conrad L. Rushing Yes	Conrad L. Rushing No		
80010151015	22	13	59.1	4	0	6	0	4	0	4	0		
80010161016	88	53	60.2	21	6	24	3	21	6	23	5		
80010171017	788	112	14.2	59	8	58	9	61	7	61	7		
80010181018	657	121	18.4	62	13	63	12	61	13	59	16		
80010191019	549	74	13.5	21	15	26	10	23	13	22	12		
80010201020	874	138	15.8	58	22	65	18	60	19	58	23		
80010211021	2	0	0.0	0	0	0	0	0	0	0	0		
80010221022	781	119	15.2	61	21	71	14	58	23	58	23		
80010231023	189	110	58.2	49	14	46	16	48	12	50	11		
80010241024	707	95	13.4	44	19	46	16	41	21	43	20		
80010251025	31	20	64.5	6	6	5	8	6	5	5	6		
80010261026	383	66	17.2	26	11	30	7	27	8	27	8		
80010271027	1327	272	20.5	118	49	127	45	121	45	127	39		
80010281028	793	116	14.6	43	18	43	21	47	14	41	20		
80010291029	150	101	67.3	27	20	31	20	25	22	29	20		
80010311031	232	146	62.9	50	27	54	24	57	21	55	23		
80010321032	506	107	21.1	40	17	48	13	43	15	42	17		
80010351035	215	144	67.0	72	8	68	15	69	11	72	8		
80010361036	1082	225	20.8	71	25	80	21	74	22	73	23		
80010371037	437	53	12.1	31	6	33	5	30	7	30	7		
80010381038	732	142	19.4	53	25	49	30	57	20	61	17		
80010391039	401	139	34.7	59	25	70	17	66	21	62	22		
80010401040	78	42	53.8	12	7	17	7	10	9	13	8		
80010411041	638	85	13.3	32	11	37	9	35	8	34	9		
80010421042	916	213	23.3	94	32	98	33	95	30	97	28		
80010441044	32	10	31.3	2	3	3	2	2	3	2	3		
80010451045	84	57	67.9	26	5	25	7	26	7	26	6		
80010471047	463	107	23.1	42	15	47	13	44	14	48	13		
80010481048	504	102	20.2	42	8	42	9	44	7	49	4		
80010491049	514	77	15.0	26	16	29	13	27	15	28	14		
80010501050	596	144	24.2	68	27	67	27	75	22	65	29		
80010511051	9	0	0.0	0	0	0	0	0	0	0	0		
80010521052	115	64	55.7	26	9	30	8	25	9	28	10		
80010541054	23	21	91.3	6	3	10	0	6	1	6	3		
80010551055	10	2	20.0	1	0	1	0	1	0	1	0		
80010561056	171	99	57.9	40	22	37	27	39	22	34	27		
80010571057	231	154	66.7	55	18	60	19	54	21	56	19		
80010581058	35	30	85.7	12	6	12	6	11	7	12	6		
80010591059	30	18	60.0	4	5	7	3	4	5	4	5		
80010601060	7	0	0.0	0	0	0	0	0	0	0	0		
80010611061	2	0	0.0	0	0	0	0	0	0	0	0		
80010621062	10	0	0.0	0	0	0	0	0	0	0	0		
80010631063	1151	211	18.3	85	23	94	19	88	21	87	22		
80010641064	70	49	70.0	28	4	25	7	28	4	26	6		
80010671067	86	54	62.8	14	5	22	2	16	3	13	5		
80010681068	598	132	22.1	61	17	66	14	67	12	67	12		
80010691069	109	47	43.1	18	7	17	8	18	6	16	8		
80010751075	15	0	0.0	0	0	0	0	0	0	0	0		
80010761076	29	22	75.9	7	2	7	3	5	4	6	3		
80010771077	49	33	67.3	14	4	17	1	13	5	14	4		
80010781078	162	107	66.0	44	4	43	5	43	4	42	5		
80010791079	4	4	100.0	3	1	3	1	3	1	3	1		
80011011101	648	127	19.6	55	14	55	13	56	12	56	12		
80011031103	767	173	22.6	89	15	89	19	88	17	82	22		
80011131113	677	199	29.4	69	23	71	28	72	23	70	25		
80012011201	239	119	49.8	47	23	53	18	45	24	47	22		
80012021202	297	60	20.2	27	5	30	3	29	4	29	4		
80012031203	4	0	0.0	0	0	0	0	0	0	0	0		
80012081208	281	75	26.7	44	8	45	7	43	8	46	7		
80020002000	9	1	11.1	0	0	0	0	0	0	0	0		
80020012001	764	112	14.7	61	16	60	17	60	16	64	12		
80020022002	6	1	16.7	0	1	0	1	0	1	0	1		
80020032003	175	112	64.0	34	26	44	20	36	23	32	27		
80020042004	124	89	71.8	26	14	28	13	25	15	25	14		
80020052005	49	31	63.3	13	3	15	1	13	3	14	2		
80020072007	269	149	55.4	45	25	48	23	48	23	49	20		
80020082008	546	101	18.5	44	24	54	14	42	23	45	23		
80020092009	11	7	63.6	3	3	3	3	4	2	4	2		
80020102010	791	196	24.8	65	30	72	27	77	22	70	26		

Associate Justices, 6th Appellate District														
9	Registration	Ballots Cast	Turnout (%)	Associate Justice 6th Appellate Dist. (1) Franklin D. Eila Yes	Franklin D. Eila No	Associate Justice 6th Appellate Dist. (1) Patricia Bamattre-Ma Yes	Patricia Bamattre-Ma No	Associate Justice 6th Appellate Dist. (1) William M. Wunderlic Yes	William M. Wunderlic No	Associate Justice 6th Appellate Dist. (1) Conrad L. Rushing Yes	Conrad L. Rushing No			
80020122012	807	165	20.4	80	35	91	27	87	26	94	19			
80020142014	151	108	71.5	42	16	42	17	43	13	44	13			
80020152015	426	68	16.0	20	15	20	16	23	11	21	13			
80020172017	1043	167	16.0	85	24	83	26	84	25	86	22			
80020192019	221	59	26.7	28	4	31	5	29	3	26	6			
80020202020	87	56	64.4	23	3	22	5	23	3	22	4			
80020212021	111	77	69.4	27	19	27	20	29	19	24	23			
80020222022	409	79	19.3	29	16	31	21	27	20	33	14			
80020232023	980	180	18.4	82	26	83	27	81	29	87	24			
80020242024	675	130	19.3	72	10	72	11	70	12	67	14			
80020252025	908	175	19.3	76	25	81	20	83	16	81	18			
80020262026	521	100	19.2	53	11	54	12	52	11	49	14			
80020272027	396	78	19.7	28	14	35	11	33	11	29	13			
80020282028	20	12	60.0	2	5	9	0	8	1	3	4			
80020292029	828	119	14.4	51	15	54	14	50	16	51	14			
80020302030	911	139	15.3	56	17	65	12	59	15	58	16			
80020312031	796	184	23.1	84	31	97	25	89	28	91	26			
80020322032	949	205	21.6	84	26	94	25	91	20	89	22			
80020332033	1225	199	16.2	84	26	87	24	84	27	84	25			
80020342034	67	32	47.8	13	11	12	12	11	13	9	15			
80020352035	1102	174	15.8	74	20	72	24	80	13	78	18			
80020362036	2	0	0.0	0	0	0	0	0	0	0	0			
80020372037	417	76	18.2	29	7	36	4	29	6	33	2			
80020382038	315	51	16.2	20	11	21	12	20	10	21	9			
80020392039	195	115	59.0	55	19	55	18	56	16	55	17			
80020402040	347	64	18.4	26	4	22	9	26	5	23	7			
80020412041	400	97	24.3	51	13	48	16	51	14	51	14			
80020422042	472	102	21.6	40	18	40	18	38	21	44	16			
80020442044	26	26	100.0	10	0	9	0	10	0	10	0			
80020452045	34	20	58.8	3	6	5	5	3	6	5	4			
80020462046	151	104	68.9	31	19	35	15	38	12	40	12			
80020472047	71	30	42.3	18	1	18	1	19	0	18	1			
80020482048	832	170	20.4	77	19	78	18	79	19	74	22			
80020492049	48	20	41.7	10	4	11	3	9	5	10	4			
80020502050	35	19	54.3	7	7	8	6	8	6	8	6			
80020512051	1340	264	19.7	106	29	102	40	103	32	103	34			
80020522052	1141	275	24.1	106	36	116	27	107	32	112	29			
80020532053	1159	301	26.0	142	48	145	48	144	45	147	40			
80020542054	63	38	60.3	17	3	16	4	17	3	17	3			
80020552055	1016	185	18.2	78	27	81	26	78	27	83	22			
80020582058	119	85	71.4	24	23	32	20	27	19	29	19			
80020602060	41	41	100.0	19	6	18	8	17	9	20	6			
80022012201	977	152	15.6	67	18	75	19	72	18	69	19			
80022022202	689	126	18.3	50	15	46	20	50	16	50	15			
80022042204	876	172	19.6	77	21	79	21	79	19	80	18			
80022052205	842	184	21.9	76	26	80	23	78	22	78	22			
80022062206	678	94	13.9	42	11	49	12	42	13	41	13			
80022072207	10	0	0.0	0	0	0	0	0	0	0	0			
80022082208	916	130	14.2	50	21	56	16	50	22	53	19			
80023312331	608	85	14.0	40	18	41	16	44	13	42	14			
80023323333	24	9	37.5	5	3	4	4	4	4	6	2			
80023412341	309	53	17.2	23	6	26	5	24	5	24	5			
80030013001	131	83	63.4	23	15	33	8	24	15	28	12			
80030023002	450	40	8.9	13	1	11	3	13	1	11	3			
80030033003	865	155	17.9	60	23	67	20	58	27	61	23			
80030043004	1223	272	22.2	97	43	103	41	100	43	99	42			
80030053005	16	7	43.8	0	3	1	2	1	2	1	2			
80030073007	42	31	73.8	9	12	11	10	10	11	10	11			
80030083008	826	137	16.6	41	27	52	19	40	26	43	22			
80030093009	33	25	75.8	9	5	10	4	12	2	8	6			
80030133013	54	37	68.5	11	4	13	2	11	4	14	1			
80030143014	49	13	26.5	3	2	3	2	3	2	3	2			
80031013101	294	85	28.9	33	13	34	14	37	9	35	11			
80031023102	1250	254	20.3	103	30	109	25	100	30	101	29			
80031033103	1043	190	18.2	75	24	78	25	72	27	73	26			
80031043104	1224	136	11.1	41	15	45	13	40	16	43	13			
80031053105	1009	209	20.7	82	24	94	18	88	16	88	18			
80031083108	982	146	14.9	49	21	57	19	54	18	56	18			
80031133113	903	116	12.8	53	20	60	13	51	22	48	25			

Associate Justices, 6th Appellate District														
9	Registration	Ballots Cast	Turnout (%)	Associate Justice 6th Appellate Dist. (1) Franklin D. Eila Yes	Franklin D. Eila No	Associate Justice 6th Appellate Dist. (1) Patricia Bamattre-Ma Yes	Patricia Bamattre-Ma No	Associate Justice 6th Appellate Dist. (1) William M. Wunderlic Yes	William M. Wunderlic No	Associate Justice 6th Appellate Dist. (1) Conrad L. Rushing Yes	Conrad L. Rushing No			
80031143114	1193	112	9.4	44	16	51	12	45	15	46	13			
80031153115	1033	155	15.0	64	23	69	22	65	21	67	21			
80031163116	917	109	11.9	39	9	42	9	37	10	44	6			
80031193119	1090	99	9.1	35	14	37	14	31	16	35	13			
80031213121	1385	118	8.5	48	19	50	19	48	19	45	21			
80031233123	975	107	11.0	42	9	42	9	38	13	42	8			
80031253125	759	166	21.9	63	29	60	36	71	24	68	26			
80031293129	673	115	17.1	48	15	46	19	50	14	49	14			
80031303130	1143	202	17.7	70	26	78	21	73	23	75	21			
80031403140	723	155	21.4	74	15	75	18	77	13	72	17			
80031433143	609	82	13.5	21	14	24	15	23	14	25	13			
80031453145	1175	237	20.2	87	28	102	23	96	22	91	25			
80031463146	1132	138	12.2	49	27	55	24	51	24	51	25			
80031483148	767	66	8.6	25	11	29	8	25	12	28	10			
80031513151	694	94	13.5	29	16	35	12	31	14	29	15			
80031533153	1085	149	13.7	57	25	69	20	60	23	59	23			
80031583158	729	106	14.5	38	12	40	12	36	14	37	13			
80031603160	648	10	1.5	4	0	4	0	2	2	3	1			
80031613161	250	0	0.0	0	0	0	0	0	0	0	0			
80031633163	634	11	1.7	2	3	4	1	2	3	2	3			
80031653165	365	11	3.0	5	0	6	0	4	1	5	0			
80031663166	307	0	0.0	0	0	0	0	0	0	0	0			
80031683168	265	0	0.0	0	0	0	0	0	0	0	0			
80031693169	256	0	0.0	0	0	0	0	0	0	0	0			
80031713171	963	159	16.5	65	24	63	26	65	23	63	24			
80031783178	884	95	10.7	26	17	27	17	26	17	30	14			
80031813181	556	54	9.7	22	11	25	8	24	9	24	9			
80040014001	2	1	50.0	0	1	0	1	0	1	0	1			
80040074007	883	199	22.5	95	25	96	31	96	28	98	25			
80040084008	256	112	43.8	60	22	61	21	58	23	60	22			
80040094009	189	100	52.9	37	31	47	23	39	30	45	24			
80040164016	578	69	11.9	39	8	39	7	42	5	43	4			
80040184018	436	60	13.8	44	3	36	10	39	8	40	8			
80040234023	49	29	59.2	14	4	10	7	10	7	12	5			
80040264026	472	78	16.5	39	19	42	17	39	19	45	15			
80040274027	11	0	0.0	0	0	0	0	0	0	0	0			
80040294029	78	54	69.2	21	6	20	8	23	4	25	4			
80040304030	493	113	22.9	45	12	47	11	46	11	46	12			
80043104310	657	78	11.9	31	22	36	18	37	15	34	19			
80043114311	1198	159	13.3	90	36	104	22	88	37	97	30			
80043174317	231	81	35.1	39	21	43	18	33	27	37	23			
80043314331	158	66	41.8	42	5	39	7	34	13	35	12			
80043334333	1293	237	18.3	140	38	144	39	128	48	136	42			
80043414341	881	92	10.4	43	28	52	20	43	29	43	29			
80043444344	708	87	12.3	59	9	52	15	54	13	58	9			
80043454345	149	61	40.9	34	17	36	14	33	18	35	16			
80043504350	261	35	13.4	16	4	13	7	18	3	14	6			
80043514351	367	68	18.5	33	15	38	9	35	14	35	13			
80043544354	941	166	17.6	88	20	84	22	81	24	78	28			
80043614361	612	101	16.5	62	22	62	23	59	25	60	25			
80043624362	793	105	13.2	49	15	55	10	57	9	51	12			
80043634363	387	70	18.1	35	8	35	8	40	8	31	13			
80043644364	404	68	16.8	28	14	32	11	33	9	34	8			
80043714371	543	101	18.6	48	17	54	13	54	12	51	15			
80043724372	497	95	19.1	57	15	53	17	55	15	57	13			
80043734373	1344	323	24.0	158	64	168	60	158	60	164	56			
80043744374	300	76	25.3	45	8	40	15	44	10	45	9			
80050025002	6	0	0.0	0	0	0	0	0	0	0	0			
80050045004	637	88	13.8	38	17	42	15	40	15	40	16			
80050055005	1078	144	13.4	64	22	69	17	63	22	65	20			
80050065006	669	101	15.1	34	18	29	23	34	19	32	20			
80050075007	214	126	58.9	50	21	54	19	50	22	45	28			
80050085008	99	55	55.6	22	14	19	18	23	13	24	12			
80050105010	853	126	14.8	56	24	56	26	56	24	53	28			
80050115011	791	87	11.0	38	8	38	10	35	11	37	9			
80050125012	1181	180	15.2	73	30	81	25	77	26	72	31			
80050135013	68	32	47.1	9	5	9	5	9	5	9	5			
80050145014	215	105	48.8	43	20	50	16	41	25	43	22			
80050155015	190	102	53.7	36	19	42	15	39	16	37	18			

Associate Justices, 6th Appellate District														
9	Registration	Ballots Cast	Turnout (%)	Associate Justice 6th Appellate Dist. (1) Franklin D. Elia Yes	Franklin D. Elia No	Associate Justice 6th Appellate Dist. (1) Patricia Bamattre-Ma Yes	Patricia Bamattre-Ma No	Associate Justice 6th Appellate Dist. (1) William M. Wunderlic Yes	William M. Wunderlic No	Associate Justice 6th Appellate Dist. (1) Conrad L. Rushing Yes	Conrad L. Rushing No			
80050165016	964	133	13.8	43	24	42	27	46	21	47	21			
80050175017	80	41	51.3	11	10	10	12	12	9	11	10			
80050185018	736	103	14.0	39	19	42	16	41	16	42	17			
80050195019	826	111	13.4	51	23	54	23	50	24	47	27			
80050205020	777	105	13.5	52	21	58	16	53	19	54	18			
80050215021	299	58	19.4	17	10	16	11	17	9	18	9			
80050225022	690	140	20.3	55	13	54	17	58	12	52	16			
80050235023	875	130	14.9	63	22	66	21	63	24	64	22			
80050245024	33	22	66.7	11	3	12	2	11	3	11	3			
80050255025	43	25	58.1	7	5	9	3	8	4	11	3			
80050265026	376	53	14.1	24	10	28	8	24	10	26	8			
80050275027	961	123	12.8	59	22	64	19	61	20	58	23			
80050285028	143	84	58.7	33	14	34	16	28	19	32	16			
80050305030	114	78	68.4	41	8	37	12	39	11	33	16			
80050325032	296	50	16.9	21	5	19	6	23	3	18	7			
80050335033	380	79	20.8	33	16	34	15	39	11	35	14			
80050345034	244	160	65.6	56	17	56	18	58	16	52	20			
80050355035	194	125	64.4	57	20	62	15	57	21	57	22			
80050365036	375	58	15.5	17	11	21	10	20	10	22	9			
80050375037	370	57	15.4	19	4	17	7	20	3	18	4			
80050385038	210	150	71.4	56	18	60	16	58	16	54	19			
80050435043	1160	231	19.9	101	40	104	37	104	36	102	38			
80050445044	3	3	100.0	1	1	1	1	0	2	0	2			
80050455045	40	25	62.5	8	7	8	7	7	8	6	9			
80050485048	339	70	20.6	26	13	31	9	28	11	26	13			
80050495049	573	140	24.4	63	21	65	19	63	19	64	20			
80050505050	231	151	65.4	60	19	58	22	59	19	62	18			
80050515051	84	55	65.5	25	9	22	13	25	9	24	10			
80050525052	400	67	16.8	25	11	27	9	29	8	29	7			
80050535053	49	30	61.2	12	3	9	4	10	3	10	4			
80050545054	34	24	70.6	12	1	12	1	12	1	12	1			
80050555055	575	83	14.4	33	14	34	13	34	13	34	13			
80050565056	794	120	15.1	36	28	44	23	38	26	38	27			
80051015101	1189	171	14.4	55	26	66	19	61	21	66	18			
80051085108	1276	158	12.4	81	19	73	26	81	19	79	21			
80051105110	1040	174	16.7	72	18	72	20	72	18	72	22			
80051145114	531	78	14.7	27	10	27	11	28	9	26	10			
80051625162	519	39	7.5	10	3	11	2	10	3	10	3			
80054015401	859	147	17.1	66	16	69	17	70	14	69	17			
80054025402	557	180	32.3	65	12	72	8	69	10	69	10			
80054035403	1181	196	16.6	75	19	80	19	76	19	76	18			
80054055405	939	176	18.7	77	20	79	22	77	21	73	26			
80054065406	1011	151	14.9	64	21	78	13	69	15	66	19			
80054075407	971	232	23.9	122	31	122	33	125	29	124	28			
80054095409	6	4	66.7	0	2	1	1	0	2	0	2			
80054115411	126	76	60.3	27	6	22	11	25	8	23	9			
80054135413	1061	218	20.5	85	40	91	37	89	37	89	36			
Precinct Totals	135553	53593	39.5	20517	8018	22005	7316	20802	7807	20691	7915			
Absentee Totals	135553	26437	19.5	11045	3916	11666	3727	11234	3763	11261	3758			
Grand Totals	135553	80030	59.0	31562	11934	33671	11043	32036	11570	31952	11673			





A vertical bar chart consisting of 15 segments. The segments alternate in color, starting with a white segment at the top, followed by a light gray segment, and continuing this pattern down to the bottom. The segments are of varying heights, with the top segment being the tallest and the bottom segment being the shortest. The bar is outlined in black.

Segment	Color
1	White
2	Light Gray
3	White
4	Light Gray
5	White
6	Light Gray
7	White
8	Light Gray
9	White
10	Light Gray
11	White
12	Light Gray
13	White
14	Light Gray
15	White

A vertical bar chart consisting of 15 segments. The segments alternate between white and gray, starting with a white segment at the top and ending with a gray segment at the bottom. The segments are of varying heights, with the top white segment being the tallest and the bottom gray segment being the shortest.

Segment	Color
1	White
2	White
3	Gray
4	White
5	Gray
6	White
7	Gray
8	White
9	Gray
10	White
11	Gray
12	White
13	Gray
14	White
15	Gray

A vertical bar chart consisting of 15 segments. The segments alternate in color, starting with a white segment at the top, followed by a light gray segment, and continuing this pattern down to the bottom. The segments are of varying heights, with the top segment being the tallest and the bottom segment being the shortest.

Segment	Color
1	White
2	Light Gray
3	White
4	Light Gray
5	White
6	Light Gray
7	White
8	Light Gray
9	White
10	Light Gray
11	White
12	Light Gray
13	White
14	Light Gray
15	White

A vertical bar chart consisting of 15 segments. The segments alternate between white and light gray, starting with a white segment at the top. The segments are of varying heights, with the top segment being the tallest and the bottom segment being the shortest. The bar is outlined in black.

Segment	Color
1	White
2	Light Gray
3	White
4	Light Gray
5	White
6	Light Gray
7	White
8	Light Gray
9	White
10	Light Gray
11	White
12	Light Gray
13	White
14	Light Gray
15	White





***Grand Totals		Associate Justices, 6th Appellate District													
9															
	Registration	Ballots Cast	Turnout (%)		Associate Justice 6th Appellate Dist. (1) Franklin D. Elia Yes	Franklin D. Elia No		Associate Justice 6th Appellate Dist. (1) Patricia Bamattre-Ma Yes	Patricia Bamattre-Ma No		Associate Justice 6th Appellate Dist. (1) William M. Wunderlic Yes	William M. Wunderlic No		Associate Justice 6th Appellate Dist. (1) Conrad L. Rushing Yes	Conrad L. Rushing No
Santa Cruz County	135553	80030	59.0		31562	11934		33671	11043		32036	11570		31952	11673
14th Congressional Distr	41695	25425	61.0		10075	4091		10617	3944		10277	3948		10195	4060
17th Congressional Distr	93858	54605	58.2		21487	7843		23054	7099		21759	7622		21757	7613
11th Senatorial District	82955	48913	59.0		18192	6947		19724	6258		18430	6773		18397	6810
15th Senatorial District	52598	31117	59.2		13370	4987		13947	4785		13606	4797		13555	4863
27th Assembly District	117720	70785	60.1		26954	10153		28906	9366		27412	9808		27289	9949
28th Assembly District	17833	9245	51.8		4608	1781		4765	1677		4624	1762		4663	1724
1st Supervisorial Distri	28713	16833	58.6		6560	2429		7069	2220		6689	2304		6661	2352
2nd Supervisorial Distri	29530	17988	60.9		7412	2687		7821	2540		7601	2531		7545	2572
3rd Supervisorial Distri	31604	19206	60.8		6469	2507		7145	2163		6509	2495		6553	2455
4th Supervisorial Distri	15171	7845	51.7		3940	1485		4055	1420		3934	1498		3967	1472
5th Supervisorial Distri	30535	18158	59.5		7181	2826		7581	2700		7303	2742		7226	2822
City Of Santa Cruz	34562	20816	60.2		7126	2607		7820	2271		7184	2563		7206	2556
City Of Capitola	5809	3324	57.2		1316	478		1397	456		1324	472		1348	452
City Of Watsonville	12665	6476	51.1		3279	1240		3401	1156		3269	1251		3310	1209
City Of Scotts Valley	6711	4186	62.4		1761	563		1846	558		1800	546		1802	546
Unincorporated Area	75806	45228	59.7		18080	7046		19207	6602		18459	6738		18286	6910

***Absentee Totals		Associate Justices, 6th Appellate District													
9															
	Registration	Ballots Cast	Turnout (%)		Associate Justice 6th Appellate Dist. (1) Franklin D. Elia Yes	Franklin D. Elia No		Associate Justice 6th Appellate Dist. (1) Patricia Bamattre-Ma Yes	Patricia Bamattre-Ma No		Associate Justice 6th Appellate Dist. (1) William M. Wunderlic Yes	William M. Wunderlic No		Associate Justice 6th Appellate Dist. (1) Conrad L. Rushing Yes	Conrad L. Rushing No
Santa Cruz County	135553	26437	19.5		11045	3916		11666	3727		11234	3763		11261	3758
14th Congressional Distr	41695	9909	23.8		3967	1516		4175	1472		4045	1458		4021	1507
17th Congressional Distr	93858	16528	17.6		7078	2400		7491	2255		7189	2305		7240	2251
11th Senatorial District	82955	13849	16.7		5626	1963		5990	1851		5710	1908		5728	1896
15th Senatorial District	52598	12588	23.9		5419	1953		5676	1876		5524	1855		5533	1862
27th Assembly District	117720	23113	19.6		9326	3307		9878	3163		9527	3148		9511	3181
28th Assembly District	17833	3324	18.6		1719	609		1788	564		1707	615		1750	577
1st Supervisorial Distri	28713	6644	23.1		2756	909		2914	877		2787	883		2797	889
2nd Supervisorial Distri	29530	6393	21.6		2683	950		2838	907		2763	879		2775	858
3rd Supervisorial Distri	31604	4486	14.2		1659	645		1814	583		1694	617		1712	599
4th Supervisorial Distri	15171	2884	19.0		1491	509		1538	484		1476	525		1509	498
5th Supervisorial Distri	30535	6030	19.7		2456	903		2562	876		2514	859		2468	914
City Of Santa Cruz	34562	4805	13.9		1851	638		1974	610		1890	606		1895	608
City Of Capitola	5809	1112	19.1		480	148		513	139		488	146		493	139
City Of Watsonville	12665	2216	17.5		1165	405		1211	373		1156	411		1167	399
City Of Scotts Valley	6711	1380	20.6		581	167		614	161		600	155		589	165
Unincorporated Area	75806	16924	22.3		6968	2558		7354	2444		7100	2445		7117	2447

State Superintendent of Public Instruction Santa Cruz & Santa Clara County Board of Education														
10	Registration	Ballots Cast	Turnout (%)	State Superintendent of Public Instruction (1) Jack O'Connell	Katherine H. Smith	Santa Cruz County Board of Education - Area 1 (1) Shirley Flack	James W. Rapoza	Santa Clara County Board of Education - Area 2 (1) T.N. Ho	John Olson					
10021002	1351	516	38.2	289	106	0	0	0	0					
10051005	1150	423	36.8	233	94	0	0	0	0					
10061006	929	369	39.7	210	83	0	0	0	0					
10071007	34	0	0.0	0	0	0	0	0	0					
10081008	997	399	40.0	190	100	0	0	0	0					
10091009	1410	594	42.1	333	126	0	0	0	0					
10101010	26	0	0.0	0	0	0	0	0	0					
10111011	1218	408	33.5	202	112	0	0	0	0					
10121012	715	197	27.6	101	53	0	0	0	0					
10131013	185	0	0.0	0	0	0	0	0	0					
10141014	98	0	0.0	0	0	0	0	0	0					
10151015	22	0	0.0	0	0	0	0	0	0					
10161016	88	0	0.0	0	0	0	0	0	0					
10171017	788	367	46.6	207	79	0	0	0	0					
10181018	657	316	48.1	180	62	0	0	0	0					
10191019	549	238	43.4	134	43	0	0	0	0					
10201020	874	287	32.8	140	81	0	0	0	0					
10211021	2	0	0.0	0	0	0	0	0	0					
10221022	781	281	36.0	143	78	0	0	0	0					
10231023	189	0	0.0	0	0	0	0	0	0					
10241024	707	271	38.3	151	66	0	0	0	0					
10251025	31	0	0.0	0	0	0	0	0	0					
10261026	383	144	37.6	70	43	0	0	0	0					
10271027	1327	418	31.5	250	104	0	0	0	0					
10281028	793	408	51.5	207	102	0	0	0	0					
10291029	150	0	0.0	0	0	0	0	0	0					
10311031	232	0	0.0	0	0	0	0	0	0					
10321032	506	218	43.1	114	65	0	0	0	0					
10351035	215	0	0.0	0	0	0	0	0	0					
10361036	1082	458	42.3	238	110	0	0	0	0					
10371037	437	228	52.2	116	58	0	0	59	77					
10381038	732	297	40.6	175	77	0	0	98	104					
10391039	401	101	25.2	49	33	0	0	0	0					
10401040	78	0	0.0	0	0	0	0	0	0					
10411041	638	224	35.1	134	55	0	0	0	0					
10421042	916	329	35.9	174	89	0	0	0	0					
10441044	32	0	0.0	0	0	0	0	0	0					
10451045	84	0	0.0	0	0	0	0	0	0					
10471047	463	185	40.0	103	54	0	0	55	65					
10481048	504	247	49.0	109	83	0	0	0	0					
10491049	514	236	45.9	122	66	0	0	0	0					
10501050	596	235	39.4	110	84	0	0	0	0					
10511051	9	0	0.0	0	0	0	0	0	0					
10521052	115	0	0.0	0	0	0	0	0	0					
10541054	23	0	0.0	0	0	0	0	0	0					
10551055	10	0	0.0	0	0	0	0	0	0					
10561056	171	0	0.0	0	0	0	0	0	0					
10571057	231	0	0.0	0	0	0	0	0	0					
10581058	35	0	0.0	0	0	0	0	0	0					
10591059	30	0	0.0	0	0	0	0	0	0					
10601060	7	0	0.0	0	0	0	0	0	0					
10611061	2	0	0.0	0	0	0	0	0	0					
10621062	10	0	0.0	0	0	0	0	0	0					
10631063	1151	398	34.6	203	105	0	0	0	0					
10641064	70	0	0.0	0	0	0	0	0	0					
10671067	86	0	0.0	0	0	0	0	0	0					
10681068	598	271	45.3	145	80	0	0	0	0					
10691069	109	0	0.0	0	0	0	0	0	0					
10751075	15	0	0.0	0	0	0	0	0	0					
10761076	29	0	0.0	0	0	0	0	0	0					
10771077	49	0	0.0	0	0	0	0	0	0					
10781078	162	0	0.0	0	0	0	0	0	0					
10791079	4	0	0.0	0	0	0	0	0	0					
11011101	648	321	49.5	175	71	0	0	0	0					
11031103	767	377	49.2	205	88	0	0	0	0					
11131113	677	239	35.3	138	57	0	0	0	0					
12011201	239	0	0.0	0	0	0	0	0	0					
12021202	297	86	29.0	46	23	0	0	0	0					
12031203	4	0	0.0	0	0	0	0	0	0					

State Superintendent of Public Instruction Santa Cruz & Santa Clara County Board of Education													
10	Registration	Ballots Cast	Turnout (%)	State Superintendent of Public Instruction (1) Jack O'Connell	Katherine H. Smith	Santa Cruz County Board of Education - Area 1 (1) Shirley Flack	James W. Rapoza	Santa Clara County Board of Education - Area 2 (1) T.N. Ho	John Olson				
12081208	281	99	35.2	54	30	0	0	0	0				
20002000	9	0	0.0	0	0	0	0	0	0				
20012001	764	302	39.5	159	92	0	0	0	0				
20022002	6	0	0.0	0	0	0	0	0	0				
20032003	175	0	0.0	0	0	0	0	0	0				
20042004	124	0	0.0	0	0	0	0	0	0				
20052005	49	0	0.0	0	0	0	0	0	0				
20072007	269	0	0.0	0	0	0	0	0	0				
20082008	546	194	35.5	95	68	0	0	0	0				
20092009	11	0	0.0	0	0	0	0	0	0				
20102010	791	289	36.5	145	77	0	0	0	0				
20122012	807	270	33.5	140	93	0	0	0	0				
20142014	151	0	0.0	0	0	0	0	0	0				
20152015	426	182	42.7	112	37	0	0	0	0				
20172017	1043	462	44.3	260	116	0	0	0	0				
20192019	221	0	0.0	0	0	0	0	0	0				
20202020	87	0	0.0	0	0	0	0	0	0				
20212021	111	0	0.0	0	0	0	0	0	0				
20222022	409	170	41.6	78	49	0	0	0	0				
20232023	980	489	49.9	296	111	0	0	0	0				
20242024	675	311	46.1	190	60	0	0	0	0				
20252025	908	391	43.1	220	98	0	0	0	0				
20262026	521	242	46.4	133	55	0	0	0	0				
20272027	396	177	44.7	112	35	0	0	0	0				
20282028	20	0	0.0	0	0	0	0	0	0				
20292029	828	366	44.2	202	105	0	0	0	0				
20302030	911	424	46.5	221	109	0	0	0	0				
20312031	796	365	45.9	216	83	0	0	0	0				
20322032	949	444	46.8	243	110	0	0	0	0				
20332033	1225	552	45.1	337	122	0	0	0	0				
20342034	67	0	0.0	0	0	0	0	0	0				
20352035	1102	537	48.7	322	138	0	0	0	0				
20362036	2	0	0.0	0	0	0	0	0	0				
20372037	417	146	35.0	78	47	0	0	0	0				
20382038	315	133	42.2	72	43	0	0	0	0				
20392039	195	1	0.5	0	1	0	0	0	0				
20402040	347	150	43.2	70	39	0	0	0	0				
20412041	400	124	31.0	70	36	0	0	0	0				
20422042	472	209	44.3	106	71	0	0	0	0				
20442044	26	0	0.0	0	0	0	0	0	0				
20452045	34	0	0.0	0	0	0	0	0	0				
20462046	151	0	0.0	0	0	0	0	0	0				
20472047	71	0	0.0	0	0	0	0	0	0				
20482048	832	318	38.2	157	95	0	0	0	0				
20492049	48	0	0.0	0	0	0	0	0	0				
20502050	35	0	0.0	0	0	0	0	0	0				
20512051	1340	536	40.0	304	121	0	0	0	0				
20522052	1141	492	43.1	286	132	0	0	0	0				
20532053	1159	463	39.9	266	127	0	0	0	0				
20542054	63	0	0.0	0	0	0	0	0	0				
20552055	1016	463	45.6	260	126	0	0	0	0				
20582058	119	0	0.0	0	0	0	0	0	0				
20602060	41	0	0.0	0	0	0	0	0	0				
22012201	977	427	43.7	233	116	0	0	0	0				
22022202	689	265	38.5	157	60	0	0	0	0				
22042204	876	385	43.9	215	97	0	0	0	0				
22052205	842	334	39.7	185	90	0	0	0	0				
22062206	678	266	39.2	136	70	0	0	0	0				
22072207	10	0	0.0	0	0	0	0	0	0				
22082208	916	351	38.3	184	86	0	0	0	0				
23312331	608	281	46.2	150	90	0	0	0	0				
23332333	24	0	0.0	0	0	0	0	0	0				
23412341	309	87	28.2	57	21	0	0	0	0				
30013001	131	0	0.0	0	0	0	0	0	0				
30023002	450	252	56.0	136	55	90	69	0	0				
30033003	865	422	48.8	230	90	156	117	0	0				
30043004	1223	515	42.1	264	122	213	128	0	0				
30053005	16	0	0.0	0	0	0	0	0	0				
30073007	42	0	0.0	0	0	0	0	0	0				

State Superintendent of Public Instruction Santa Cruz & Santa Clara County Board of Education													
10	Registration	Ballots Cast	Turnout (%)	State Superintendent of Public Instruction (1) Jack O'Connell	Katherine H. Smith	Santa Cruz County Board of Education - Area 1 (1) Shirley Flack	James W. Rapoza	Santa Clara County Board of Education - Area 2 (1) T.N. Ho	John Olson				
30083008	826	335	40.6	182	86	0	0	0	0				
30093009	33	0	0.0	0	0	0	0	0	0				
30133013	54	0	0.0	0	0	0	0	0	0				
30143014	49	0	0.0	0	0	0	0	0	0				
31013101	294	139	47.3	78	38	0	0	0	0				
31023102	1250	595	47.6	329	112	0	0	0	0				
31033103	1043	453	43.4	253	84	0	0	0	0				
31043104	1224	635	51.9	378	123	0	0	0	0				
31053105	1009	526	52.1	300	94	0	0	0	0				
31083108	982	481	49.0	260	76	0	0	0	0				
31133113	903	436	48.3	238	95	0	0	0	0				
31143114	1193	596	50.0	334	118	0	0	0	0				
31153115	1033	504	48.8	279	117	0	0	0	0				
31163116	917	423	46.1	239	79	0	0	0	0				
31193119	1090	505	46.3	275	99	0	0	0	0				
31213121	1385	630	45.5	330	142	0	0	0	0				
31233123	975	355	36.4	183	80	0	0	0	0				
31253125	759	379	49.9	198	83	0	0	0	0				
31293129	673	367	54.5	209	60	0	0	0	0				
31303130	1143	537	47.0	299	114	0	0	0	0				
31403140	723	401	55.5	227	99	0	0	0	0				
31433143	609	346	56.8	213	59	0	0	0	0				
31453145	1175	530	45.1	288	116	0	0	0	0				
31463146	1132	534	47.2	297	88	0	0	0	0				
31483148	767	357	46.5	199	69	0	0	0	0				
31513151	694	344	49.6	180	85	0	0	0	0				
31533153	1085	527	48.6	291	103	0	0	0	0				
31583158	729	339	46.5	195	67	0	0	0	0				
31603160	648	223	34.4	100	52	0	0	0	0				
31613161	250	124	49.6	58	21	0	0	0	0				
31633163	634	224	35.3	107	50	0	0	0	0				
31653165	365	226	61.9	104	56	0	0	0	0				
31663166	307	150	48.9	66	29	0	0	0	0				
31683168	265	90	34.0	44	28	0	0	0	0				
31693169	256	119	46.5	59	22	0	0	0	0				
31713171	963	471	48.9	277	104	0	0	0	0				
31783178	884	358	40.5	202	74	0	0	0	0				
31813181	556	275	49.5	158	55	0	0	0	0				
40014001	2	0	0.0	0	0	0	0	0	0				
40074007	883	326	36.9	170	120	0	0	0	0				
40084008	256	0	0.0	0	0	0	0	0	0				
40094009	189	0	0.0	0	0	0	0	0	0				
40164016	578	212	36.7	113	74	0	0	0	0				
40184018	436	141	32.3	71	53	0	0	0	0				
40234023	49	0	0.0	0	0	0	0	0	0				
40264026	472	217	46.0	107	70	0	0	0	0				
40274027	11	0	0.0	0	0	0	0	0	0				
40294029	78	0	0.0	0	0	0	0	0	0				
40304030	493	172	34.9	90	51	0	0	0	0				
43104310	657	192	29.2	96	66	0	0	0	0				
43114311	1198	305	25.5	169	103	0	0	0	0				
43174317	231	0	0.0	0	0	0	0	0	0				
43314331	158	0	0.0	0	0	0	0	0	0				
43334333	1293	419	32.4	191	165	0	0	0	0				
43414341	881	287	32.6	152	92	0	0	0	0				
43444344	708	263	37.1	126	94	0	0	0	0				
43454345	149	0	0.0	0	0	0	0	0	0				
43504350	261	93	35.6	40	38	0	0	0	0				
43514351	367	116	31.6	57	44	0	0	0	0				
43544354	941	257	27.3	125	93	0	0	0	0				
43614361	612	199	32.5	100	70	0	0	0	0				
43624362	793	266	33.5	151	89	0	0	0	0				
43634363	387	178	46.0	100	55	0	0	0	0				
43644364	404	171	42.3	88	58	0	0	0	0				
43714371	543	261	48.1	159	69	0	0	0	0				
43724372	497	218	43.9	111	74	0	0	0	0				
43734373	1344	572	42.6	322	166	0	0	0	0				
43744374	300	100	33.3	66	27	0	0	0	0				
50025002	6	0	0.0	0	0	0	0	0	0				

State Superintendent of Public Instruction Santa Cruz & Santa Clara County Board of Education															
10	Registration	Ballots Cast	Turnout (%)		State Superintendent of Public Instruction (1) Jack O'Connell	Katherine H. Smith		Santa Cruz County Board of Education - Area 1 (1) Shirley Flack	James W. Rapoza		Santa Clara County Board of Education - Area 2 (1) T.N. Ho	John Olson			
50045004	637	311	48.8		161	82		0	0		0	0			
50055005	1078	500	46.4		269	130		221	165		0	0			
50065006	669	313	46.8		114	139		176	61		0	0			
50075007	214	0	0.0		0	0		0	0		0	0			
50085008	99	0	0.0		0	0		0	0		0	0			
50105010	853	358	42.0		185	113		164	118		0	0			
50115011	791	342	43.2		200	92		162	120		0	0			
50125012	1181	539	45.6		288	136		210	196		0	0			
50135013	68	0	0.0		0	0		0	0		0	0			
50145014	215	0	0.0		0	0		0	0		0	0			
50155015	190	0	0.0		0	0		0	0		0	0			
50165016	964	433	44.9		214	130		182	174		0	0			
50175017	80	0	0.0		0	0		0	0		0	0			
50185018	736	335	45.5		178	112		169	106		0	0			
50195019	826	414	50.1		214	124		180	139		0	0			
50205020	777	317	40.8		177	89		132	117		0	0			
50215021	299	110	36.8		59	32		50	38		0	0			
50225022	690	287	41.6		143	90		0	0		99	68			
50235023	875	348	39.8		196	108		150	141		0	0			
50245024	33	0	0.0		0	0		0	0		0	0			
50255025	43	0	0.0		0	0		0	0		0	0			
50265026	376	142	37.8		67	48		61	50		0	0			
50275027	961	433	45.1		226	122		198	136		0	0			
50285028	143	0	0.0		0	0		0	0		0	0			
50305030	114	0	0.0		0	0		0	0		0	0			
50325032	296	147	49.7		84	38		0	0		0	0			
50335033	380	147	38.7		65	50		64	41		0	0			
50345034	244	0	0.0		0	0		0	0		0	0			
50355035	194	0	0.0		0	0		0	0		0	0			
50365036	375	182	48.5		107	51		85	60		0	0			
50375037	370	182	49.2		89	56		95	47		0	0			
50385038	210	0	0.0		0	0		0	0		0	0			
50435043	1160	457	39.4		246	121		167	201		0	0			
50445044	3	0	0.0		0	0		0	0		0	0			
50455045	40	0	0.0		0	0		0	0		0	0			
50485048	339	130	38.3		66	41		64	44		0	0			
50495049	573	215	37.5		114	53		0	0		62	66			
50505050	231	0	0.0		0	0		0	0		0	0			
50515051	84	0	0.0		0	0		0	0		0	0			
50525052	400	204	51.0		107	56		0	0		0	0			
50535053	49	0	0.0		0	0		0	0		0	0			
50545054	34	0	0.0		0	0		0	0		0	0			
50555055	575	247	43.0		127	70		0	0		0	0			
50565056	794	355	44.7		188	94		163	115		0	0			
51015101	1189	363	30.5		195	80		0	0		0	0			
51085108	1276	521	40.8		254	117		0	0		0	0			
51105110	1040	490	47.1		266	111		0	0		0	0			
51145114	531	222	41.8		121	37		0	0		0	0			
51625162	519	279	53.8		150	40		0	0		0	0			
54015401	859	460	53.6		254	116		197	152		0	0			
54025402	557	209	37.5		105	56		75	84		0	0			
54035403	1181	497	42.1		257	136		220	159		0	0			
54055405	939	334	35.6		158	110		0	0		0	0			
54065406	1011	388	38.4		183	134		199	100		0	0			
54075407	971	428	44.1		205	133		191	142		0	0			
54095409	6	0	0.0		0	0		0	0		0	0			
54115411	126	0	0.0		0	0		0	0		0	0			
54135413	1061	493	46.5		279	129		0	0		0	0			
80010021002	1351	224	16.6		109	71		0	0		0	0			
80010051005	1150	188	16.3		86	60		0	0		0	0			
80010061006	929	176	18.9		91	45		0	0		0	0			
80010071007	34	19	55.9		9	4		0	0		8	6			
80010081008	997	163	16.3		89	44		0	0		0	0			
80010091009	1410	231	16.4		126	62		0	0		0	0			
80010101010	26	18	69.2		10	6		0	0		0	0			
80010111011	1218	211	17.3		113	62		0	0		0	0			
80010121012	715	229	32.0		130	52		0	0		0	0			
80010131013	185	124	67.0		71	24		0	0		0	0			
80010141014	98	60	61.2		32	13		0	0		0	0			

State Superintendent of Public Instruction Santa Cruz & Santa Clara County Board of Education													
10	Registration	Ballots Cast	Turnout (%)	State Superintendent of Public Instruction (1) Jack O'Connell	Katherine H. Smith	Santa Cruz County Board of Education - Area 1 (1) Shirley Flack	James W. Rapoza	Santa Clara County Board of Education - Area 2 (1) T.N. Ho	John Olson				
80010151015	22	13	59.1	9	2	0	0	0	0				
80010161016	88	53	60.2	33	12	0	0	0	0				
80010171017	788	113	14.3	67	29	0	0	0	0				
80010181018	657	121	18.4	80	23	0	0	0	0				
80010191019	549	74	13.5	42	20	0	0	0	0				
80010201020	874	139	15.9	67	41	0	0	0	0				
80010211021	2	0	0.0	0	0	0	0	0	0				
80010221022	781	119	15.2	78	28	0	0	0	0				
80010231023	189	110	58.2	51	42	0	0	0	0				
80010241024	707	95	13.4	42	34	0	0	0	0				
80010251025	31	20	64.5	8	7	0	0	0	0				
80010261026	383	66	17.2	34	16	0	0	0	0				
80010271027	1327	273	20.6	150	75	0	0	0	0				
80010281028	793	117	14.8	63	31	0	0	0	0				
80010291029	150	100	66.7	50	29	0	0	0	0				
80010311031	232	147	63.4	74	42	0	0	0	0				
80010321032	506	105	20.8	53	33	0	0	0	0				
80010351035	215	144	67.0	87	36	0	0	0	0				
80010361036	1082	225	20.8	132	39	0	0	0	0				
80010371037	437	53	12.1	30	14	0	0	27	12				
80010381038	732	142	19.4	94	27	0	0	35	50				
80010391039	401	139	34.7	77	44	0	0	0	0				
80010401040	78	42	53.8	18	18	0	0	8	15				
80010411041	638	85	13.3	41	20	0	0	0	0				
80010421042	916	213	23.3	98	78	0	0	0	0				
80010441044	32	11	34.4	5	3	0	0	0	0				
80010451045	84	57	67.9	29	15	0	0	0	0				
80010471047	463	106	22.9	59	31	0	0	30	31				
80010481048	504	101	20.0	42	33	0	0	0	0				
80010491049	514	77	15.0	40	20	0	0	0	0				
80010501050	596	143	24.0	72	42	0	0	0	0				
80010511051	9	0	0.0	0	0	0	0	0	0				
80010521052	115	64	55.7	34	18	0	0	0	0				
80010541054	23	21	91.3	14	4	0	0	0	0				
80010551055	10	1	10.0	1	0	0	0	0	0				
80010561056	171	100	58.5	41	34	0	0	0	0				
80010571057	231	154	66.7	83	53	0	0	0	0				
80010581058	35	30	85.7	12	12	14	7	0	0				
80010591059	30	18	60.0	9	7	0	0	0	0				
80010601060	7	0	0.0	0	0	0	0	0	0				
80010611061	2	0	0.0	0	0	0	0	0	0				
80010621062	10	0	0.0	0	0	0	0	0	0				
80010631063	1151	210	18.2	119	60	0	0	0	0				
80010641064	70	49	70.0	26	16	0	0	0	0				
80010671067	86	54	62.8	31	13	0	0	0	0				
80010681068	598	132	22.1	72	41	0	0	0	0				
80010691069	109	47	43.1	30	8	0	0	0	0				
80010751075	15	0	0.0	0	0	0	0	0	0				
80010761076	29	22	75.9	13	7	0	0	0	0				
80010771077	49	33	67.3	20	7	0	0	0	0				
80010781078	162	107	66.0	57	28	0	0	0	0				
80010791079	4	4	100.0	2	2	0	0	0	0				
80011011101	648	126	19.4	75	33	0	0	0	0				
80011031103	767	172	22.4	98	44	0	0	0	0				
80011131113	677	199	29.4	110	63	0	0	0	0				
80012011201	239	118	49.4	69	32	0	0	0	0				
80012021202	297	60	20.2	33	16	0	0	0	0				
80012031203	4	0	0.0	0	0	0	0	0	0				
80012081208	281	75	26.7	39	24	0	0	0	0				
80020002000	9	1	11.1	1	0	0	0	0	0				
80020012001	764	111	14.5	55	44	0	0	0	0				
80020022002	6	1	16.7	1	0	0	0	0	0				
80020032003	175	113	64.6	52	38	0	0	0	0				
80020042004	124	89	71.8	56	18	0	0	0	0				
80020052005	49	31	63.3	15	10	0	0	0	0				
80020072007	269	151	56.1	79	42	0	0	0	0				
80020082008	546	100	18.3	49	33	0	0	0	0				
80020092009	11	7	63.6	2	5	0	0	0	0				
80020102010	791	197	24.9	104	59	0	0	0	0				

State Superintendent of Public Instruction Santa Cruz & Santa Clara County Board of Education														
10	Registration	Ballots Cast	Turnout (%)	State Superintendent of Public Instruction (1) Jack O'Connell	Katherine H. Smith	Santa Cruz County Board of Education - Area 1 (1) Shirley Flack	James W. Rapoza	Santa Clara County Board of Education - Area 2 (1) T.N. Ho	John Olson					
80020122012	807	165	20.4	87	57	0	0	0	0					
80020142014	151	108	71.5	63	27	0	0	0	0					
80020152015	426	67	15.7	45	14	0	0	0	0					
80020172017	1043	169	16.2	86	60	0	0	0	0					
80020192019	221	59	26.7	25	26	0	0	0	0					
80020202020	87	56	64.4	19	17	0	0	0	0					
80020212021	111	77	69.4	35	34	0	0	0	0					
80020222022	409	79	19.3	44	19	0	0	0	0					
80020232023	980	180	18.4	97	57	0	0	0	0					
80020242024	675	129	19.1	73	36	0	0	0	0					
80020252025	908	175	19.3	95	59	0	0	0	0					
80020262026	521	100	19.2	60	17	0	0	0	0					
80020272027	396	78	19.7	49	15	0	0	0	0					
80020282028	20	12	60.0	7	4	0	0	0	0					
80020292029	828	119	14.4	66	40	0	0	0	0					
80020302030	911	139	15.3	85	38	0	0	0	0					
80020312031	796	184	23.1	92	64	0	0	0	0					
80020322032	949	206	21.7	115	55	0	0	0	0					
80020332033	1225	197	16.1	114	60	0	0	0	0					
80020342034	67	32	47.8	16	9	0	0	0	0					
80020352035	1102	174	15.8	114	29	0	0	0	0					
80020362036	2	0	0.0	0	0	0	0	0	0					
80020372037	417	77	18.5	45	21	0	0	0	0					
80020382038	315	52	16.5	24	20	0	0	0	0					
80020392039	195	115	59.0	69	30	0	0	0	0					
80020402040	347	64	18.4	35	19	0	0	0	0					
80020412041	400	96	24.0	55	28	0	0	0	0					
80020422042	472	102	21.6	52	38	0	0	0	0					
80020442044	26	27	103.8	16	8	0	0	0	0					
80020452045	34	20	58.8	13	3	0	0	0	0					
80020462046	151	103	68.2	54	39	0	0	0	0					
80020472047	71	30	42.3	13	10	0	0	0	0					
80020482048	832	169	20.3	84	45	0	0	0	0					
80020492049	48	20	41.7	12	6	0	0	0	0					
80020502050	35	19	54.3	10	8	0	0	0	0					
80020512051	1340	265	19.8	135	93	0	0	0	0					
80020522052	1141	275	24.1	140	88	0	0	0	0					
80020532053	1159	301	26.0	161	94	0	0	0	0					
80020542054	63	37	58.7	28	5	0	0	0	0					
80020552055	1016	185	18.2	102	50	0	0	0	0					
80020582058	119	85	71.4	50	28	0	0	0	0					
80020602060	41	41	100.0	29	7	0	0	0	0					
80022012201	977	152	15.6	73	51	0	0	0	0					
80022022202	689	126	18.3	68	33	0	0	0	0					
80022042204	876	172	19.6	100	54	0	0	0	0					
80022052205	842	184	21.9	109	44	0	0	0	0					
80022062206	678	94	13.9	52	30	0	0	0	0					
80022072207	10	0	0.0	0	0	0	0	0	0					
80022082208	916	130	14.2	73	37	0	0	0	0					
80023312331	608	85	14.0	45	30	0	0	0	0					
80023332333	24	9	37.5	5	4	0	0	0	0					
80023412341	309	53	17.2	32	16	0	0	0	0					
80030013001	131	83	63.4	54	11	0	0	0	0					
80030023002	450	40	8.9	15	15	14	13	0	0					
80030033003	865	156	18.0	82	42	68	47	0	0					
80030043004	1223	273	22.3	150	60	112	73	0	0					
80030053005	16	7	43.8	2	2	2	0	0	0					
80030073007	42	31	73.8	19	8	15	9	0	0					
80030083008	826	137	16.6	59	44	0	0	0	0					
80030093009	33	25	75.8	12	11	0	0	0	0					
80030133013	54	37	68.5	24	4	0	0	0	0					
80030143014	49	13	26.5	11	1	0	0	0	0					
80031013101	294	85	28.9	51	20	0	0	0	0					
80031023102	1250	252	20.2	152	46	0	0	0	0					
80031033103	1043	192	18.4	126	28	0	0	0	0					
80031043104	1224	138	11.3	79	26	0	0	0	0					
80031053105	1009	209	20.7	118	41	0	0	0	0					
80031083108	982	146	14.9	79	43	0	0	0	0					
80031133113	903	116	12.8	60	32	0	0	0	0					

State Superintendent of Public Instruction Santa Cruz & Santa Clara County Board of Education														
10	Registration	Ballots Cast	Turnout (%)	State Superintendent of Public Instruction (1) Jack O'Connell	Katherine H. Smith		Santa Cruz County Board of Education - Area 1 (1) Shirley Flack	James W. Rapoza		Santa Clara County Board of Education - Area 2 (1) T.N. Ho	John Olson			
80031143114	1193	112	9.4	61	31		0	0		0	0			
80031153115	1033	155	15.0	73	45		0	0		0	0			
80031163116	917	110	12.0	62	21		0	0		0	0			
80031193119	1090	99	9.1	56	24		0	0		0	0			
80031213121	1385	118	8.5	74	21		0	0		0	0			
80031233123	975	107	11.0	57	25		0	0		0	0			
80031253125	759	166	21.9	89	42		0	0		0	0			
80031293129	673	115	17.1	62	26		0	0		0	0			
80031303130	1143	203	17.8	111	45		0	0		0	0			
80031403140	723	155	21.4	78	49		0	0		0	0			
80031433143	609	82	13.5	40	26		0	0		0	0			
80031453145	1175	237	20.2	145	49		0	0		0	0			
80031463146	1132	138	12.2	70	36		0	0		0	0			
80031483148	767	66	8.6	32	18		0	0		0	0			
80031513151	694	94	13.5	50	19		0	0		0	0			
80031533153	1085	149	13.7	78	39		0	0		0	0			
80031583158	729	106	14.5	68	27		0	0		0	0			
80031603160	648	10	1.5	4	3		0	0		0	0			
80031613161	250	0	0.0	0	0		0	0		0	0			
80031633163	634	11	1.7	8	1		0	0		0	0			
80031653165	365	11	3.0	5	2		0	0		0	0			
80031663166	307	0	0.0	0	0		0	0		0	0			
80031683168	265	0	0.0	0	0		0	0		0	0			
80031693169	256	0	0.0	0	0		0	0		0	0			
80031713171	963	160	16.6	85	46		0	0		0	0			
80031783178	884	96	10.9	46	27		0	0		0	0			
80031813181	556	55	9.9	30	18		0	0		0	0			
80040014001	2	1	50.0	1	0		0	0		0	0			
80040074007	883	198	22.4	99	75		0	0		0	0			
80040084008	256	112	43.8	62	39		0	0		0	0			
80040094009	189	100	52.9	44	46		0	0		0	0			
80040164016	578	69	11.9	42	21		0	0		0	0			
80040184018	436	60	13.8	35	21		0	0		0	0			
80040234023	49	29	59.2	10	14		0	0		0	0			
80040264026	472	78	16.5	35	29		0	0		0	0			
80040274027	11	0	0.0	0	0		0	0		0	0			
80040294029	78	54	69.2	23	15		0	0		0	0			
80040304030	493	112	22.7	65	30		0	0		0	0			
80043104310	657	78	11.9	28	39		0	0		0	0			
80043114311	1198	159	13.3	102	50		0	0		0	0			
80043174317	231	81	35.1	43	25		0	0		0	0			
80043314331	158	66	41.8	31	24		0	0		0	0			
80043334333	1293	237	18.3	133	80		0	0		0	0			
80043414341	881	92	10.4	47	35		0	0		0	0			
80043444344	708	88	12.4	55	21		0	0		0	0			
80043454345	149	61	40.9	37	16		0	0		0	0			
80043504350	261	35	13.4	24	6		0	0		0	0			
80043514351	367	67	18.3	39	20		0	0		0	0			
80043544354	941	166	17.6	80	59		0	0		0	0			
80043614361	612	101	16.5	60	34		0	0		0	0			
80043624362	793	105	13.2	51	35		0	0		0	0			
80043634363	387	70	18.1	30	34		0	0		0	0			
80043644364	404	68	16.8	36	16		0	0		0	0			
80043714371	543	100	18.4	57	26		0	0		0	0			
80043724372	497	95	19.1	53	30		0	0		0	0			
80043734373	1344	323	24.0	174	110		0	0		0	0			
80043744374	300	76	25.3	35	33		0	0		0	0			
80050025002	6	0	0.0	0	0		0	0		0	0			
80050045004	637	87	13.7	51	27		0	0		0	0			
80050055005	1078	144	13.4	74	52		62	59		0	0			
80050065006	669	101	15.1	41	49		47	33		0	0			
80050075007	214	126	58.9	65	41		0	0		0	0			
80050085008	99	55	55.6	26	20		26	17		0	0			
80050105010	853	126	14.8	72	34		50	53		0	0			
80050115011	791	87	11.0	46	25		45	32		0	0			
80050125012	1181	180	15.2	92	61		78	72		0	0			
80050135013	68	32	47.1	15	10		11	10		0	0			
80050145014	215	105	48.8	50	37		53	32		0	0			
80050155015	190	102	53.7	54	29		39	40		0	0			

State Superintendent of Public Instruction Santa Cruz & Santa Clara County Board of Education															
10	Registration	Ballots Cast	Turnout (%)		State Superintendent of Public Instruction (1) Jack O'Connell	Katherine H. Smith		Santa Cruz County Board of Education - Area 1 (1) Shirley Flack	James W. Rapoza		Santa Clara County Board of Education - Area 2 (1) T.N. Ho	John Olson			
80050165016	964	133	13.8		75	34		41	68		0	0			
80050175017	80	41	51.3		23	10		17	16		0	0			
80050185018	736	103	14.0		50	37		50	37		0	0			
80050195019	826	111	13.4		58	30		39	43		0	0			
80050205020	777	105	13.5		60	21		43	46		0	0			
80050215021	299	58	19.4		25	16		21	18		0	0			
80050225022	690	140	20.3		78	40		0	0		50	36			
80050235023	875	130	14.9		79	30		51	58		0	0			
80050245024	33	22	66.7		11	8		0	0		8	4			
80050255025	43	25	58.1		8	11		12	9		0	0			
80050265026	376	53	14.1		29	18		21	26		0	0			
80050275027	961	122	12.7		66	35		43	53		0	0			
80050285028	143	85	59.4		47	25		38	31		0	0			
80050305030	114	78	68.4		42	30		44	25		0	0			
80050325032	296	50	16.9		28	13		0	0		0	0			
80050335033	380	79	20.8		36	27		37	29		0	0			
80050345034	244	162	66.4		82	52		0	0		0	0			
80050355035	194	125	64.4		60	50		64	46		0	0			
80050365036	375	58	15.5		29	19		23	21		0	0			
80050375037	370	57	15.4		20	22		30	15		0	0			
80050385038	210	150	71.4		88	40		0	0		0	0			
80050435043	1160	231	19.9		124	74		98	97		0	0			
80050445044	3	3	100.0		1	2		0	0		0	0			
80050455045	40	25	62.5		7	11		12	6		0	0			
80050485048	339	70	20.6		37	26		29	28		0	0			
80050495049	573	140	24.4		74	42		0	0		41	49			
80050505050	231	151	65.4		77	41		72	37		0	0			
80050515051	84	56	66.7		28	15		0	0		14	22			
80050525052	400	67	16.8		33	24		0	0		0	0			
80050535053	49	30	61.2		10	16		0	0		0	0			
80050545054	34	24	70.6		15	5		0	0		0	0			
80050555055	575	83	14.4		50	22		0	0		0	0			
80050565056	794	120	15.1		66	26		44	51		0	0			
80051015101	1189	171	14.4		88	46		0	0		0	0			
80051085108	1276	159	12.5		86	42		0	0		0	0			
80051105110	1040	174	16.7		105	40		0	0		0	0			
80051145114	531	78	14.7		46	13		0	0		0	0			
80051625162	519	39	7.5		29	1		0	0		0	0			
80054015401	859	147	17.1		79	47		62	58		0	0			
80054025402	557	180	32.3		82	59		70	74		0	0			
80054035403	1181	197	16.7		103	51		86	66		0	0			
80054055405	939	175	18.6		94	47		0	0		0	0			
80054065406	1011	151	14.9		74	44		55	57		0	0			
80054075407	971	229	23.6		125	75		114	73		0	0			
80054095409	6	4	66.7		3	1		0	0		0	0			
80054115411	126	76	60.3		36	17		45	16		0	0			
80054135413	1061	218	20.5		105	81		0	0		0	0			
Precinct Totals	135553	53603	39.5		28891	13677		4034	3020		373	380			
Absentee Totals	135553	26442	19.5		14229	7652		1897	1601		221	225			
Grand Totals	135553	80045	59.1		43120	21329		5931	4621		594	605			





A vertical bar chart consisting of 15 segments. The segments alternate in color, starting with a white segment at the top, followed by a light gray segment, and continuing this pattern down to the bottom. The segments are of varying heights, with the top segment being the tallest and the bottom segment being the shortest.

Segment	Color
1	White
2	Light Gray
3	White
4	Light Gray
5	White
6	Light Gray
7	White
8	Light Gray
9	White
10	Light Gray
11	White
12	Light Gray
13	White
14	Light Gray
15	White

A vertical bar chart consisting of 18 segments. The segments alternate in color, starting with a white segment at the top, followed by a light gray segment, and continuing this pattern down to the bottom. The segments are of varying heights, with the top segment being the tallest and the bottom segment being the shortest. The chart is positioned on the left side of the page.

A vertical bar chart consisting of 15 segments. The segments alternate between white and light gray, starting with a white segment at the top. The segments are of varying heights, with the top segment being the tallest and the bottom segment being the shortest. The bar is outlined in black.

Segment	Color
1	White
2	Light Gray
3	White
4	Light Gray
5	White
6	Light Gray
7	White
8	Light Gray
9	White
10	Light Gray
11	White
12	Light Gray
13	White
14	Light Gray
15	White

A vertical bar chart consisting of 15 segments. The segments alternate in color, starting with a white segment at the top, followed by a light gray segment, and continuing this pattern down to the bottom. The segments are of varying heights, with the top segment being the tallest and the bottom segment being the shortest. The bar is outlined in black.

Segment	Color
1	White
2	Light Gray
3	White
4	Light Gray
5	White
6	Light Gray
7	White
8	Light Gray
9	White
10	Light Gray
11	White
12	Light Gray
13	White
14	Light Gray
15	White



A vertical bar chart consisting of 15 segments. The segments alternate in color, starting with a white segment at the top, followed by a light gray segment, and continuing this pattern down to the bottom. The segments are of varying heights, with the top segment being the tallest and the bottom segment being the shortest.

Segment	Color
1	White
2	Light Gray
3	White
4	Light Gray
5	White
6	Light Gray
7	White
8	Light Gray
9	White
10	Light Gray
11	White
12	Light Gray
13	White
14	Light Gray
15	White

***Grand Totals		State Superintendent of Public Instruction Santa Cruz & Santa Clara County Board of Education													
10		Registration	Ballots Cast	Turnout (%)	State Superintendent of Public Instruction (1) Jack O'Connell	Katherine H. Smith		Santa Cruz County Board of Education - Area 1 (1) Shirley Flack	James W. Rapoza		Santa Clara County Board of Education - Area 2 (1) T.N. Ho	John Olson			
Santa Cruz County	135553	80045	59.1	43120	21329		5931	4621		594	605				
14th Congressional Distr	41695	25424	61.0	13296	7364		5931	4621		594	605				
17th Congressional Distr	93858	54621	58.2	29824	13965		0	0		0	0				
11th Senatorial District	82955	48921	59.0	26624	11931		3912	3243		157	108				
15th Senatorial District	52598	31124	59.2	16496	9398		2019	1378		437	497				
27th Assembly District	117720	70798	60.1	38248	18198		5931	4621		594	605				
28th Assembly District	17833	9247	51.9	4872	3131		0	0		0	0				
1st Supervisorial Distri	28713	16827	58.6	9029	4409		14	7		320	360				
2nd Supervisorial Distri	29530	17992	60.9	9952	4951		0	0		0	0				
3rd Supervisorial Distri	31604	19218	60.8	10536	4118		670	456		0	0				
4th Supervisorial Distri	15171	7846	51.7	4135	2654		0	0		0	0				
5th Supervisorial Distri	30535	18162	59.5	9468	5197		5247	4158		274	245				
City Of Santa Cruz	34562	20822	60.2	11437	4450		0	0		0	0				
City Of Capitola	5809	3324	57.2	1826	893		0	0		0	0				
City Of Watsonville	12665	6480	51.2	3457	2157		0	0		0	0				
City Of Scotts Valley	6711	4186	62.4	2142	1236		1314	981		0	0				
Unincorporated Area	75806	45233	59.7	24258	12593		4617	3640		594	605				

***Absentee Totals		State Superintendent of Public Instruction Santa Cruz & Santa Clara County Board of Education													
10		Registration	Ballots Cast	Turnout (%)	State Superintendent of Public Instruction (1) Jack O'Connell	Katherine H. Smith		Santa Cruz County Board of Education - Area 1 (1) Shirley Flack	James W. Rapoza		Santa Clara County Board of Education - Area 2 (1) T.N. Ho	John Olson			
Santa Cruz County	135553	26442	19.5	14229	7652		1897	1601		221	225				
14th Congressional Distr	41695	9908	23.8	5225	2940		1897	1601		221	225				
17th Congressional Distr	93858	16534	17.6	9004	4712		0	0		0	0				
11th Senatorial District	82955	13858	16.7	7562	3719		1095	1009		58	40				
15th Senatorial District	52598	12584	23.9	6667	3933		802	592		163	185				
27th Assembly District	117720	23122	19.6	12472	6505		1897	1601		221	225				
28th Assembly District	17833	3320	18.6	1757	1147		0	0		0	0				
1st Supervisorial Distri	28713	6642	23.1	3579	1849		14	7		108	114				
2nd Supervisorial Distri	29530	6394	21.7	3485	1925		0	0		0	0				
3rd Supervisorial Distri	31604	4495	14.2	2477	1074		211	142		0	0				
4th Supervisorial Distri	15171	2881	19.0	1531	983		0	0		0	0				
5th Supervisorial Distri	30535	6030	19.7	3157	1821		1672	1452		113	111				
City Of Santa Cruz	34562	4811	13.9	2686	1158		0	0		0	0				
City Of Capitola	5809	1111	19.1	616	321		0	0		0	0				
City Of Watsonville	12665	2215	17.5	1197	743		0	0		0	0				
City Of Scotts Valley	6711	1377	20.5	701	422		432	344		0	0				
Unincorporated Area	75806	16928	22.3	9029	5008		1465	1257		221	225				

West Valley Community College San Lorenzo Valley Unified School District													
11	Registration	Ballots Cast	Turnout (%)	West Valley Com College Board Member - Area 1 (2) Bret L. England	Don Wolfe	Jeffrey A. Schwartz	Jack Lucas	West Valley Com College Board Member - Area 2 (1) Kevin Michael Moore	Gagan Singh	San Lorenzo Valley Schl Board Member - Area 1 Steven R. Krause	Bob Fultz	San Lorenzo Valley Schl Board Member - Area 2 (1) Ed Bischoff	
10371037	437	228	52.2	52	73	50	64	112	28	0	0	0	
10381038	732	297	40.6	72	91	96	98	158	45	0	0	0	
10401040	78	0	0.0	0	0	0	0	0	0	0	0	0	
10471047	463	185	40.0	54	34	48	67	89	32	0	0	0	
30053005	16	0	0.0	0	0	0	0	0	0	0	0	0	
30073007	42	0	0.0	0	0	0	0	0	0	0	0	0	
50045004	637	311	48.8	0	0	0	0	0	0	106	134	101	
50055005	1078	500	46.4	0	0	0	0	0	0	175	224	164	
50065006	669	313	46.8	0	0	0	0	0	0	94	143	110	
50075007	214	0	0.0	0	0	0	0	0	0	0	0	0	
50085008	99	0	0.0	0	0	0	0	0	0	0	0	0	
50105010	853	358	42.0	0	0	0	0	0	0	143	143	116	
50115011	791	342	43.2	0	0	0	0	0	0	125	158	106	
50125012	1181	539	45.6	0	0	0	0	0	0	199	213	163	
50135013	68	0	0.0	0	0	0	0	0	0	0	0	0	
50145014	215	0	0.0	0	0	0	0	0	0	0	0	0	
50155015	190	0	0.0	0	0	0	0	0	0	0	0	0	
50165016	964	433	44.9	0	0	0	0	0	0	154	212	156	
50175017	80	0	0.0	0	0	0	0	0	0	0	0	0	
50185018	736	335	45.5	0	0	0	0	0	0	102	169	97	
50195019	826	414	50.1	0	0	0	0	0	0	134	195	126	
50205020	777	317	40.8	0	0	0	0	0	0	125	124	109	
50215021	299	110	36.8	0	0	0	0	0	0	50	36	40	
50225022	690	288	41.7	81	72	96	93	133	52	0	0	0	
50235023	875	348	39.8	0	0	0	0	0	0	116	177	121	
50245024	33	0	0.0	0	0	0	0	0	0	0	0	0	
50255025	43	0	0.0	0	0	0	0	0	0	0	0	0	
50265026	376	142	37.8	0	0	0	0	0	0	47	65	47	
50275027	961	432	45.0	0	0	0	0	0	0	159	176	134	
50285028	143	0	0.0	0	0	0	0	0	0	0	0	0	
50305030	114	0	0.0	0	0	0	0	0	0	0	0	0	
50365036	375	182	48.5	0	0	0	0	0	0	64	89	45	
50435043	1160	457	39.4	0	0	0	0	0	0	132	241	161	
50485048	339	130	38.3	0	0	0	0	0	0	46	58	36	
50495049	573	215	37.5	72	53	50	72	95	43	0	0	0	
50515051	84	0	0.0	0	0	0	0	0	0	0	0	0	
50555055	575	246	42.8	0	0	0	0	0	0	104	99	88	
50565056	794	355	44.7	0	0	0	0	0	0	143	149	117	
80010371037	437	52	11.9	15	15	18	20	24	13	0	0	0	
80010381038	732	142	19.4	39	36	53	33	65	23	0	0	0	
80010401040	78	42	53.8	7	13	10	12	18	7	0	0	0	
80010471047	463	106	22.9	25	29	32	36	49	17	0	0	0	
80030053005	16	7	43.8	0	0	0	0	0	0	0	2	0	
80030073007	42	31	73.8	0	0	0	0	0	0	10	13	7	
80050045004	637	88	13.8	0	0	0	0	0	0	40	30	37	
80050055005	1078	143	13.3	0	0	0	0	0	0	61	60	55	
80050065006	669	101	15.1	0	0	0	0	0	0	43	40	42	
80050075007	214	126	58.9	0	0	0	0	0	0	47	51	42	
80050085008	99	54	54.5	0	0	0	0	0	0	17	29	19	
80050105010	853	126	14.8	0	0	0	0	0	0	60	46	53	
80050115011	791	88	11.1	0	0	0	0	0	0	32	38	34	
80050125012	1181	179	15.2	0	0	0	0	0	0	67	87	64	
80050135013	68	31	45.6	0	0	0	0	0	0	9	13	10	
80050145014	215	105	48.8	0	0	0	0	0	0	44	45	39	
80050155015	190	101	53.2	0	0	0	0	0	0	50	30	36	
80050165016	964	133	13.8	0	0	0	0	0	0	51	60	53	
80050175017	80	41	51.3	0	0	0	0	0	0	15	18	16	
80050185018	736	103	14.0	0	0	0	0	0	0	39	47	43	
80050195019	826	111	13.4	0	0	0	0	0	0	45	42	40	
80050205020	777	104	13.4	0	0	0	0	0	0	43	46	35	
80050215021	299	58	19.4	0	0	0	0	0	0	17	23	14	
80050225022	690	138	20.0	45	37	41	49	74	21	0	0	0	
80050235023	875	129	14.7	0	0	0	0	0	0	47	55	68	
80050245024	33	22	66.7	5	6	10	7	9	6	0	0	0	
80050255025	43	25	58.1	0	0	0	0	0	0	8	11	12	
80050265026	376	53	14.1	0	0	0	0	0	0	17	30	17	
80050275027	961	122	12.7	0	0	0	0	0	0	52	43	58	
80050285028	143	84	58.7	0	0	0	0	0	0	28	40	27	
80050305030	114	78	68.4	0	0	0	0	0	0	31	33	23	

West Valley Community College San Lorenzo Valley Unified School District															
11	Registration	Ballots Cast	Turnout (%)		West Valley Com College Board Member - Area 1 (2) Bret L. England	Don Wolfe	Jeffrey A. Schwartz	Jack Lucas		West Valley Com College Board Member - Area 2 (1) Kevin Michael Moore	Gagan Singh		San Lorenzo Valley Schl Board Member - Area 1 Steven R. Krause	Bob Fultz	San Lorenzo Valley Schl Board Member - Area 2 (1) Ed Bischoff
80050365036	375	58	15.5		0	0	0	0		0	0		23	19	16
80050435043	1160	231	19.9		0	0	0	0		0	0		107	92	113
80050485048	339	70	20.6		0	0	0	0		0	0		33	27	21
80050495049	573	140	24.4		39	39	35	48		76	18		0	0	0
80050515051	84	56	66.7		17	15	15	17		26	9		0	0	0
80050555055	575	83	14.4		0	0	0	0		0	0		41	28	41
80050565056	794	119	15.0		0	0	0	0		0	0		41	51	41
Precinct Totals	18580	7477	40.2		331	323	340	394		587	200		2218	2805	2037
Absentee Totals	18580	3480	18.7		192	190	214	222		341	114		1118	1149	1076
Grand Totals	18580	10957	59.0		523	513	554	616		928	314		3336	3954	3113

Linda Kyrnitszke
0
0
0
0
0
0
0
135
240
126
0
0
161
168
245
0
0
0
195
0
177
199
134
47
0
169
0
0
61
200
0
0
110
208
66
0
0
113
150
0
0
0
0
2
16
28
62
38
55
25
54
39
86
11
42
40
51
15
44
49
55
25
0
39
0
8
29
40
39
44

Linda Kyrnitszke
24
81
37
0
0
25
50
2904
1153
4057

***Grand Totals 11	West Valley Community College San Lorenzo Valley Unified School District														
	Registration	Ballots Cast	Turnout (%)		West Valley Com College Board Member - Area 1 (2) Bret L. England	Don Wolfe	Jeffrey A. Schwartz	Jack Lucas		West Valley Com College Board Member - Area 2 (1) Kevin Michael Moore	Gagan Singh		San Lorenzo Valley Schl Board Member - Area 1 Steven R. Krause	Bob Fultz	San Lorenzo Valley Schl Board Member - Area 2 (1) Ed Bischoff
Santa Cruz County	18580	10957	59.0		523	513	554	616		928	314		3336	3954	3113
14th Congressional Distr	18580	10957	59.0		523	513	554	616		928	314		3336	3954	3113
11th Senatorial District	14958	8744	58.5		131	115	147	149		216	79		3062	3644	2850
15th Senatorial District	3622	2213	61.1		392	398	407	467		712	235		274	310	263
27th Assembly District	18580	10957	59.0		523	513	554	616		928	314		3336	3954	3113
1st Supervisorial Distri	1710	1052	61.5		264	291	307	330		515	165		0	0	0
3rd Supervisorial Distri	58	38	65.5		0	0	0	0		0	0		10	15	7
5th Supervisorial Distri	16812	9867	58.7		259	222	247	286		413	149		3326	3939	3106
Unincorporated Area	18580	10957	59.0		523	513	554	616		928	314		3336	3954	3113

Linda Kyrnitszke
4057
4057
3743
314
4057
0
18
4039
4057

***Absentee Totals 11	West Valley Community College San Lorenzo Valley Unified School District														
	Registration	Ballots Cast	Turnout (%)		West Valley Com College Board Member - Area 1 (2) Bret L. England	Don Wolfe	Jeffrey A. Schwartz	Jack Lucas		West Valley Com College Board Member - Area 2 (1) Kevin Michael Moore	Gagan Singh		San Lorenzo Valley Schl Board Member - Area 1 Steven R. Krause	Bob Fultz	San Lorenzo Valley Schl Board Member - Area 2 (1) Ed Bischoff
Santa Cruz County	18580	3480	18.7		192	190	214	222		341	114		1118	1149	1076
14th Congressional Distr	18580	3480	18.7		192	190	214	222		341	114		1118	1149	1076
11th Senatorial District	14958	2505	16.7		50	43	51	56		83	27		938	982	923
15th Senatorial District	3622	975	26.9		142	147	163	166		258	87		180	167	153
27th Assembly District	18580	3480	18.7		192	190	214	222		341	114		1118	1149	1076
1st Supervisorial Distri	1710	342	20.0		86	93	113	101		156	60		0	0	0
3rd Supervisorial Distri	58	38	65.5		0	0	0	0		0	0		10	15	7
5th Supervisorial Distri	16812	3100	18.4		106	97	101	121		185	54		1108	1134	1069
Unincorporated Area	18580	3480	18.7		192	190	214	222		341	114		1118	1149	1076

Linda Kyrnitszke
1153
1153
965
188
1153
0
18
1135
1153

Pajaro Valley Unifed School District														
12	Registration	Ballots Cast	Turnout (%)	Pajaro Valley Unified Board Member - Area 1 (1) Evelyn Volpa	Karen Chalgren	Juan-Carlos Fonseca	Pajaro Valley Unified Board Member - Area 4 (1) Aurelio Gonzalez	William "Willie" Yahiro	Pajaro Valley Unified Board Member - Area 7 (1) Richard "Riley" Estes	Sharon Gray	Marc Kirby			
10551055	10	0	0.0	0	0	0	0	0	0	0	0			
20022002	6	0	0.0	0	0	0	0	0	0	0	0			
20042004	124	0	0.0	0	0	0	0	0	0	0	0			
20072007	269	0	0.0	0	0	0	0	0	0	0	0			
20142014	151	0	0.0	0	0	0	0	0	0	0	0			
20152015	426	178	41.8	84	30	36	0	0	0	0	0			
20172017	1043	461	44.2	216	44	152	0	0	0	0	0			
20192019	221	0	0.0	0	0	0	0	0	0	0	0			
20212021	111	0	0.0	0	0	0	0	0	0	0	0			
20232023	980	487	49.7	265	60	80	0	0	0	0	0			
20242024	675	308	45.6	129	39	81	0	0	0	0	0			
20252025	908	392	43.2	204	45	89	0	0	0	0	0			
20262026	521	240	46.1	115	28	48	0	0	0	0	0			
20272027	396	177	44.7	0	0	0	0	0	11	92	39			
20282028	20	0	0.0	0	0	0	0	0	0	0	0			
20292029	828	366	44.2	0	0	0	0	0	27	175	100			
20302030	911	425	46.7	0	0	0	0	0	41	180	124			
20312031	796	365	45.9	0	0	0	0	0	19	171	122			
20322032	949	444	46.8	0	0	0	0	0	24	185	172			
20332033	1225	552	45.1	0	0	0	0	0	43	222	204			
20342034	67	0	0.0	0	0	0	0	0	0	0	0			
20352035	1102	537	48.7	0	0	0	0	0	31	247	195			
20362036	2	0	0.0	0	0	0	0	0	0	0	0			
20372037	417	143	34.3	0	0	0	0	0	13	75	35			
20382038	315	133	42.2	0	0	0	0	0	6	66	42			
20392039	195	1	0.5	0	0	0	0	0	0	1	0			
20402040	347	150	43.2	52	17	48	0	0	0	0	0			
20412041	400	124	31.0	64	19	26	0	0	0	0	0			
20422042	472	210	44.5	106	20	65	0	0	0	0	0			
20442044	26	0	0.0	0	0	0	0	0	0	0	0			
20452045	34	0	0.0	0	0	0	0	0	0	0	0			
20462046	151	0	0.0	0	0	0	0	0	0	0	0			
20502050	35	0	0.0	0	0	0	0	0	0	0	0			
20512051	1340	536	40.0	227	63	134	0	0	0	0	0			
20522052	1141	492	43.1	0	0	0	0	0	42	199	199			
20532053	1159	463	39.9	0	0	0	0	0	22	179	204			
20542054	63	0	0.0	0	0	0	0	0	0	0	0			
20552055	1016	462	45.5	249	67	90	0	0	0	0	0			
40274027	11	0	0.0	0	0	0	0	0	0	0	0			
43114311	1198	305	25.5	0	0	0	186	111	0	0	0			
43544354	941	257	27.3	0	0	0	114	127	0	0	0			
43644364	404	170	42.1	0	0	0	50	112	0	0	0			
43724372	497	219	44.1	0	0	0	86	123	0	0	0			
43744374	300	96	32.0	0	0	0	40	55	0	0	0			
80010551055	10	2	20.0	0	1	0	0	0	0	0	0			
80020022002	6	1	16.7	0	0	0	0	0	0	0	0			
80020042004	124	89	71.8	30	5	38	0	0	0	0	0			
80020072007	269	148	55.0	51	13	59	0	0	0	0	0			
80020142014	151	107	70.9	54	16	26	0	0	0	0	0			
80020152015	426	68	16.0	27	10	17	0	0	0	0	0			
80020172017	1043	167	16.0	90	18	38	0	0	0	0	0			
80020192019	221	58	26.2	25	9	15	0	0	0	0	0			
80020212021	111	77	69.4	36	7	22	0	0	0	0	0			
80020232023	980	184	18.8	112	22	23	0	0	0	0	0			
80020242024	675	129	19.1	74	10	27	0	0	0	0	0			
80020252025	908	175	19.3	106	26	24	0	0	0	0	0			
80020262026	521	100	19.2	49	9	18	0	0	0	0	0			
80020272027	396	78	19.7	0	0	0	0	0	3	34	27			
80020282028	20	12	60.0	6	0	4	0	0	0	0	0			
80020292029	828	119	14.4	0	0	0	0	0	9	50	41			
80020302030	911	139	15.3	0	0	0	0	0	12	65	38			
80020312031	796	181	22.7	0	0	0	0	0	12	83	70			
80020322032	949	205	21.6	0	0	0	0	0	12	104	64			
80020332033	1225	198	16.2	0	0	0	0	0	20	101	54			
80020342034	67	32	47.8	0	0	0	0	0	3	9	16			
80020352035	1102	174	15.8	0	0	0	0	0	12	72	65			
80020362036	2	0	0.0	0	0	0	0	0	0	0	0			
80020372037	417	76	18.2	0	0	0	0	0	6	38	24			
80020382038	315	51	16.2	0	0	0	0	0	2	26	17			

Pajaro Valley Unifed School District															
12	Registration	Ballots Cast	Turnout (%)		Pajaro Valley Unified Board Member - Area 1 (1) Evelyn Volpa	Karen Chalgren	Juan-Carlos Fonseca		Pajaro Valley Unified Board Member - Area 4 (1) Aurelio Gonzalez	William "Willie" Yahiro		Pajaro Valley Unified Board Member - Area 7 (1) Richard "Riley" Estes	Sharon Gray	Marc Kirby	
80020392039	195	115	59.0		0	0	0		0	0		11	55	36	
80020402040	347	64	18.4		28	8	13		0	0		0	0	0	
80020412041	400	96	24.0		46	11	25		0	0		0	0	0	
80020422042	472	101	21.4		61	5	26		0	0		0	0	0	
80020442044	26	26	100.0		20	1	4		0	0		0	0	0	
80020452045	34	20	58.8		4	1	11		0	0		0	0	0	
80020462046	151	103	68.2		55	10	17		0	0		0	0	0	
80020502050	35	19	54.3		12	6	1		0	0		0	0	0	
80020512051	1340	264	19.7		131	33	43		0	0		0	0	0	
80020522052	1141	273	23.9		0	0	0		0	0		20	129	98	
80020532053	1159	301	26.0		0	0	0		0	0		16	128	117	
80020542054	63	37	58.7		13	9	7		0	0		0	0	0	
80020552055	1016	185	18.2		105	24	26		0	0		0	0	0	
80040274027	11	0	0.0		0	0	0		0	0		0	0	0	
80043114311	1198	159	13.3		0	0	0		99	57		0	0	0	
80043544354	941	166	17.6		0	0	0		65	94		0	0	0	
80043644364	404	67	16.6		0	0	0		14	52		0	0	0	
80043724372	497	101	20.3		0	0	0		32	67		0	0	0	
80043744374	300	75	25.0		0	0	0		35	39		0	0	0	
Precinct Totals	22203	8693	39.2		1711	432	849		476	528		279	1792	1436	
Absentee Totals	22203	4742	21.4		1135	254	484		245	309		138	894	667	
Grand Totals	22203	13435	60.5		2846	686	1333		721	837		417	2686	2103	

A vertical bar chart consisting of 18 segments. The segments alternate between white and light gray, starting with a white segment at the top. The segments are of varying heights, with the top segment being the tallest and the bottom segment being the shortest. The bar is outlined in black.

Segment	Color
1	White
2	Light Gray
3	White
4	Light Gray
5	White
6	Light Gray
7	White
8	Light Gray
9	White
10	Light Gray
11	White
12	Light Gray
13	White
14	Light Gray
15	White
16	Light Gray
17	White
18	Light Gray

***Grand Totals		Pajaro Valley Unifed School District													
12															
	Registration	Ballots Cast	Turnout (%)	Pajaro Valley Unified Board Member - Area 1 (1) Evelyn Yolpa	Karen Chalgren	Juan-Carlos Fonseca		Pajaro Valley Unified Board Member - Area 4 (1) Aurelio Gonzalez	William "Willie" Yahiro		Pajaro Valley Unified Board Member - Area 7 (1) Richard "Riley" Estes	Sharon Gray	Marc Kirby		
Santa Cruz County	22203	13435	60.5	2846	686	1333		721	837		417	2686	2103		
14th Congressional Distr	1779	1097	61.7	501	106	350		0	0		0	0	0		
17th Congressional Distr	20424	12338	60.4	2345	580	983		721	837		417	2686	2103		
11th Senatorial District	5952	3662	61.5	1456	353	593		0	0		50	351	207		
15th Senatorial District	16251	9773	60.1	1390	333	740		721	837		367	2335	1896		
27th Assembly District	18796	11788	62.7	2846	686	1333		0	0		414	2677	2087		
28th Assembly District	3407	1647	48.3	0	0	0		721	837		3	9	16		
1st Supervisorial Distri	10	2	20.0	0	1	0		0	0		0	0	0		
2nd Supervisorial Distri	18842	11818	62.7	2846	685	1333		0	0		417	2686	2103		
4th Supervisorial Distri	3351	1615	48.2	0	0	0		721	837		0	0	0		
City Of Watsonville	3340	1615	48.4	0	0	0		721	837		0	0	0		
Unincorporated Area	18863	11820	62.7	2846	686	1333		0	0		417	2686	2103		

***Absentee Totals		Pajaro Valley Unifed School District													
12															
	Registration	Ballots Cast	Turnout (%)		Pajaro Valley Unified Board Member - Area 1 (1) Evelyn Yolpa	Karen Chalgren	Juan-Carlos Fonseca		Pajaro Valley Unified Board Member - Area 4 (1) Aurelio Gonzalez	William "Willie" Yahiro		Pajaro Valley Unified Board Member - Area 7 (1) Richard "Riley" Estes	Sharon Gray	Marc Kirby	
Santa Cruz County	22203	4742	21.4		1135	254	484		245	309		138	894	667	
14th Congressional Distr	1779	636	35.8		285	62	198		0	0		0	0	0	
17th Congressional Distr	20424	4106	20.1		850	192	286		245	309		138	894	667	
11th Senatorial District	5952	1156	19.4		516	118	161		0	0		12	84	68	
15th Senatorial District	16251	3586	22.1		619	136	323		245	309		126	810	599	
27th Assembly District	18796	4142	22.0		1135	254	484		0	0		135	885	651	
28th Assembly District	3407	600	17.6		0	0	0		245	309		3	9	16	
1st Supervisorial Distri	10	2	20.0		0	1	0		0	0		0	0	0	
2nd Supervisorial Distri	18842	4172	22.1		1135	253	484		0	0		138	894	667	
4th Supervisorial Distri	3351	568	17.0		0	0	0		245	309		0	0	0	
City Of Watsonville	3340	568	17.0		0	0	0		245	309		0	0	0	
Unincorporated Area	18863	4174	22.1		1135	254	484		0	0		138	894	667	

Santa Cruz City Schools													
13	Registration	Ballots Cast	Turnout (%)	Santa Cruz City School Area 1 (Inside City) (2) Tim Willis	Judy Cook	Jim Logsdon	Santa Cruz City School Area 2 (Outside City) (1) Chris Brozda	Michael Routh	Santa Cruz City School Area 3 (At Large) (1) Cece Pinheiro	Michael Bethke	John W. Wasserburger	Louise Lynch	
31013101	294	138	46.9	60	61	40	15	72	42	18	28	9	
31023102	1250	596	47.7	237	239	149	87	224	226	66	85	35	
31033103	1043	452	43.3	171	170	157	89	165	134	78	69	27	
31043104	1224	635	51.9	271	265	177	111	239	189	103	91	39	
31053105	1009	526	52.1	254	230	129	65	229	197	86	72	27	
31083108	982	481	49.0	199	177	119	76	166	202	42	47	26	
31133113	903	436	48.3	185	167	120	70	177	143	56	74	24	
31143114	1193	596	50.0	221	227	177	98	208	243	61	68	47	
31153115	1033	505	48.9	213	214	157	83	199	185	46	72	39	
31163116	917	423	46.1	172	156	105	54	149	161	47	43	18	
31193119	1090	504	46.2	178	179	150	91	169	168	70	59	30	
31213121	1385	630	45.5	221	230	184	142	184	218	85	73	34	
31233123	975	355	36.4	103	109	99	69	95	119	35	32	28	
31253125	759	379	49.9	148	131	118	82	127	131	46	62	20	
31293129	673	367	54.5	166	145	107	60	161	126	47	48	26	
31303130	1143	536	46.9	232	245	157	89	235	169	69	93	39	
31403140	723	401	55.5	208	206	108	55	212	128	73	74	16	
31433143	609	346	56.8	165	164	83	57	149	178	30	35	18	
31453145	1175	530	45.1	208	208	147	95	197	168	79	59	31	
31463146	1132	534	47.2	201	193	153	72	191	150	79	64	36	
31483148	767	358	46.7	142	141	102	63	132	124	51	47	25	
31513151	694	344	49.6	139	126	108	67	125	101	48	57	25	
31533153	1085	527	48.6	212	208	148	88	210	162	63	88	36	
31583158	729	340	46.6	132	117	109	65	109	122	39	52	27	
31603160	648	223	34.4	58	76	73	48	53	57	38	32	9	
31613161	250	124	49.6	20	36	36	21	24	27	16	16	4	
31633163	634	224	35.3	47	73	72	48	53	42	40	30	8	
31653165	365	226	61.9	47	78	79	46	56	54	40	18	16	
31663166	307	150	48.9	34	45	41	38	26	36	29	8	5	
31683168	265	90	34.0	14	27	31	24	23	17	16	6	8	
31693169	256	119	46.5	26	43	37	22	24	24	23	10	4	
31713171	963	471	48.9	218	214	144	82	230	176	61	95	26	
31783178	884	358	40.5	134	120	112	72	117	106	50	41	37	
31813181	556	275	49.5	101	117	94	52	113	82	38	44	26	
50025002	6	1	16.7	0	0	1	1	0	0	0	1	0	
50445044	3	0	0.0	0	0	0	0	0	0	0	0	0	
50525052	400	201	50.3	79	102	78	44	103	40	47	49	13	
50535053	49	0	0.0	0	0	0	0	0	0	0	0	0	
50545054	34	0	0.0	0	0	0	0	0	0	0	0	0	
51015101	1189	363	30.5	156	149	118	75	150	130	49	48	39	
51085108	1276	521	40.8	178	204	158	89	189	137	80	67	40	
51105110	1040	489	47.0	179	203	157	83	201	141	66	71	40	
51145114	531	222	41.8	76	84	69	36	77	58	28	30	14	
51625162	519	278	53.6	83	97	95	59	76	71	50	23	8	
80010021002	1351	222	16.4	92	113	53	34	111	39	35	51	31	
80010051005	1150	188	16.3	79	95	50	29	101	25	27	57	21	
80010061006	929	173	18.6	61	83	61	32	84	45	18	47	11	
80010081008	997	163	16.3	64	86	59	37	79	34	21	52	18	
80010091009	1410	231	16.4	100	117	82	47	116	38	30	70	31	
80010111011	1218	211	17.3	77	102	75	64	90	41	30	56	23	
80010121012	715	228	31.9	105	128	68	34	126	31	33	80	28	
80010131013	185	124	67.0	44	51	42	23	49	23	17	29	5	
80010141014	98	60	61.2	21	26	19	10	27	13	11	9	5	
80010151015	22	13	59.1	3	5	4	2	3	0	0	5	3	
80010161016	88	53	60.2	20	25	19	15	21	15	6	11	9	
80010171017	788	112	14.2	52	55	38	18	63	21	19	30	10	
80010181018	657	121	18.4	51	53	38	28	56	26	20	28	9	
80010191019	549	74	13.5	27	34	18	10	33	16	16	13	3	
80010201020	874	138	15.8	54	59	45	29	65	25	18	37	22	
80010221022	781	118	15.1	56	58	44	21	71	33	19	35	10	
80010241024	707	95	13.4	30	53	36	19	52	23	25	19	7	
80010251025	31	20	64.5	6	7	10	9	6	1	5	5	2	
80010261026	383	66	17.2	23	38	23	14	33	9	9	17	14	
80010271027	1327	269	20.3	127	143	96	50	151	37	52	95	26	
80010281028	793	116	14.6	45	45	31	30	46	22	21	28	13	
80010291029	150	101	67.3	40	42	23	22	41	17	15	24	7	
80010321032	506	105	20.8	38	47	27	13	47	19	22	16	8	
80010351035	215	144	67.0	61	71	52	27	76	24	25	48	11	
80010361036	1082	225	20.8	100	106	57	36	112	32	43	65	13	

Santa Cruz City Schools															
13	Registration	Ballots Cast	Turnout (%)		Santa Cruz City School Area 1 (Inside City) (2) Tim Willis	Judy Cook	Jim Logsdon		Santa Cruz City School Area 2 (Outside City) (1) Chris Brozda	Michael Routh		Santa Cruz City School Area 3 (At Large) (1) Cece Pinheiro	Michael Bethke	John W. Wasserburger	Louise Lynch
80010391039	401	137	34.2		60	75	56		30	84		27	18	50	15
80010411041	638	85	13.3		31	34	30		12	43		15	9	28	6
80010421042	916	212	23.1		89	104	80		56	100		30	33	65	22
80010441044	32	12	37.5		0	4	7		6	4		1	2	3	1
80010451045	84	57	67.9		21	28	18		11	24		13	6	15	4
80010491049	514	77	15.0		29	41	24		20	34		15	14	20	5
80010511051	9	0	0.0		0	0	0		0	0		0	0	0	0
80010541054	23	21	91.3		4	9	7		3	13		4	6	4	0
80010561056	171	98	57.3		45	37	28		29	40		16	19	31	9
80010571057	231	153	66.2		51	58	50		34	60		19	40	34	8
80010631063	1151	211	18.3		95	117	60		46	109		38	33	63	19
80010671067	86	54	62.8		13	22	14		15	15		7	10	16	4
80010681068	598	132	22.1		76	73	40		30	71		21	26	47	16
80010691069	109	47	43.1		18	24	14		9	18		14	7	13	1
80010751075	15	0	0.0		0	0	0		0	0		0	0	0	0
80010761076	29	22	75.9		7	6	3		4	5		5	5	2	1
80010771077	49	33	67.3		8	11	13		7	16		8	5	7	3
80010781078	162	106	65.4		46	58	28		20	55		16	35	25	6
80011011101	648	126	19.4		70	66	39		22	68		28	24	38	5
80011031103	767	173	22.6		90	87	74		29	107		49	27	58	7
80011131113	677	199	29.4		103	97	60		23	117		22	53	67	11
80012011201	239	119	49.8		56	58	40		25	56		19	17	35	16
80012021202	297	61	20.5		28	30	23		11	35		8	5	23	9
80012031203	4	0	0.0		0	0	0		0	0		0	0	0	0
80012081208	281	75	26.7		32	42	29		14	41		8	5	33	4
80020002000	9	1	11.1		0	1	0		0	0		1	0	0	0
80020202020	87	55	63.2		19	25	17		11	19		9	14	10	1
80020222022	409	79	19.3		33	37	26		15	40		9	17	23	5
80020482048	832	170	20.4		57	90	53		30	84		39	24	38	16
80022012201	977	152	15.6		63	72	62		30	80		28	31	38	12
80022022202	689	127	18.4		56	67	39		41	55		21	16	38	19
80022042204	876	172	19.6		76	93	72		45	89		16	30	69	17
80022052205	842	184	21.9		75	95	60		42	100		24	32	54	19
80022062206	678	94	13.9		42	48	32		23	45		8	17	31	16
80022072207	10	0	0.0		0	0	0		0	0		0	0	0	0
80022082208	916	130	14.2		39	54	53		19	67		17	20	38	15
80030013001	131	83	63.4		33	34	25		16	35		26	7	14	8
80030023002	450	40	8.9		14	19	8		8	16		12	6	8	2
80030033003	865	155	17.9		47	73	52		30	66		36	25	30	16
80030043004	1223	272	22.2		80	102	88		57	110		53	46	58	29
80030083008	826	140	16.9		57	61	37		23	68		26	25	35	13
80030093009	33	25	75.8		11	10	10		6	17		4	14	3	2
80030133013	54	38	70.4		13	12	10		5	17		7	8	5	0
80030143014	49	13	26.5		3	3	7		5	2		4	2	2	0
80031013101	294	87	29.6		40	52	23		15	44		20	15	19	7
80031023102	1250	251	20.1		105	113	67		27	126		75	34	49	10
80031033103	1043	191	18.3		84	107	58		34	94		57	29	42	14
80031043104	1224	138	11.3		64	68	30		15	74		28	29	30	9
80031053105	1009	208	20.6		102	111	60		33	108		60	37	52	7
80031083108	982	143	14.6		63	76	35		21	70		40	22	29	6
80031133113	903	116	12.8		41	53	41		25	48		26	16	26	15
80031143114	1193	112	9.4		42	56	39		22	57		26	26	20	9
80031153115	1033	155	15.0		61	80	57		38	65		59	16	28	12
80031163116	917	109	11.9		38	45	37		19	48		41	14	23	6
80031193119	1090	99	9.1		36	38	36		14	47		25	13	18	7
80031213121	1385	118	8.5		49	56	38		21	53		36	13	25	12
80031233123	975	107	11.0		36	49	33		19	46		24	15	25	8
80031253125	759	166	21.9		84	86	49		28	85		47	23	44	6
80031293129	673	115	17.1		51	52	37		18	56		40	13	24	5
80031303130	1143	202	17.7		81	89	57		25	100		40	29	46	14
80031403140	723	155	21.4		87	100	44		21	92		47	31	38	5
80031433143	609	82	13.5		40	41	19		14	41		33	13	13	2
80031453145	1175	237	20.2		97	111	63		35	105		65	32	46	13
80031463146	1132	138	12.2		64	62	34		22	63		31	23	32	10
80031483148	767	66	8.6		28	26	27		16	26		16	13	15	5
80031513151	694	94	13.5		39	42	16		8	44		17	13	21	6
80031533153	1085	149	13.7		58	77	53		30	68		39	21	25	16
80031583158	729	106	14.5		40	45	42		25	48		33	8	27	9
80031603160	648	10	1.5		0	3	4		1	4		1	2	3	0

13	Santa Cruz City Schools														
	Registration	Ballots Cast	Turnout (%)		Santa Cruz City School Area 1 (Inside City) (2) Tim Willis	Judy Cook	Jim Logsdon		Santa Cruz City School Area 2 (Outside City) (1) Chris Brozda	Michael Routh		Santa Cruz City School Area 3 (At Large) (1) Cece Pinheiro	Michael Bethke	John W. Wasserburger	Louise Lynch
80031613161	250	0	0.0		0	0	0		0	0		0	0	0	0
80031633163	634	11	1.7		1	3	3		5	0		4	2	0	0
80031653165	365	11	3.0		4	6	1		1	5		1	2	2	2
80031663166	307	0	0.0		0	0	0		0	0		0	0	0	0
80031683168	265	0	0.0		0	0	0		0	0		0	0	0	0
80031693169	256	0	0.0		0	0	0		0	0		0	0	0	0
80031713171	963	160	16.6		67	71	56		32	78		43	25	42	9
80031783178	884	95	10.7		40	40	30		20	38		22	16	18	8
80031813181	556	55	9.9		27	31	21		16	28		11	10	15	5
80050025002	6	0	0.0		0	0	0		0	0		0	0	0	0
80050445044	3	3	100.0		1	2	0		1	1		0	0	1	1
80050525052	400	67	16.8		28	31	26		15	35		9	13	21	9
80050535053	49	30	61.2		14	16	8		4	16		4	6	8	3
80050545054	34	24	70.6		13	12	1		0	13		4	5	4	4
80051015101	1189	170	14.3		79	82	52		30	72		43	32	33	16
80051085108	1276	158	12.4		71	86	63		32	88		39	27	43	12
80051105110	1040	172	16.5		79	96	57		28	96		54	35	44	8
80051145114	531	77	14.5		33	30	25		11	39		17	9	21	9
80051625162	519	39	7.5		20	18	9		6	18		19	4	3	1
Precinct Totals	68055	28310	41.6		10569	11714	8825		5444	11222		7773	4116	4929	2161
Absentee Totals	68055	11936	17.5		4977	5781	3809		2262	5823		2528	1956	3073	1002
Grand Totals	68055	40246	59.1		15546	17495	12634		7706	17045		10301	6072	8002	3163

A vertical bar chart consisting of 15 segments. The segments alternate in color, starting with a white segment at the top, followed by a light gray segment, and continuing this pattern down to the bottom. The segments are of varying heights, with the top segment being the tallest and the bottom segment being the shortest.

Segment	Color
1	White
2	Light Gray
3	White
4	Light Gray
5	White
6	Light Gray
7	White
8	Light Gray
9	White
10	Light Gray
11	White
12	Light Gray
13	White
14	Light Gray
15	White



***Grand Totals	Santa Cruz City Schools														
13	Registration	Ballots Cast	Turnout (%)		Santa Cruz City School Area 1 (Inside City) (2) Tim Willis	Judy Cook	Jim Logsdon		Santa Cruz City School Area 2 (Outside City) (1) Chris Brozda	Michael Routh		Santa Cruz City School Area 3 (At Large) (1) Cece Pinheiro	Michael Bethke	John W. Wasserburger	Louise Lynch
Santa Cruz County	68055	40246	59.1		15546	17495	12634		7706	17045		10301	6072	8002	3163
14th Congressional Distr	7472	4820	64.5		1701	1982	1460		1014	1968		977	821	1026	386
17th Congressional Distr	60583	35426	58.5		13845	15513	11174		6692	15077		9324	5251	6976	2777
11th Senatorial District	62041	36481	58.8		14107	15838	11470		6908	15402		9657	5406	7064	2868
15th Senatorial District	6014	3765	62.6		1439	1657	1164		798	1643		644	666	938	295
27th Assembly District	68055	40246	59.1		15546	17495	12634		7706	17045		10301	6072	8002	3163
1st Supervisorial Distri	25137	14578	58.0		5665	6780	4753		2921	6734		2890	2332	3625	1310
2nd Supervisorial Distri	6325	3678	58.2		1328	1674	1301		864	1630		652	593	918	378
3rd Supervisorial Distri	31546	19175	60.8		7464	7829	5663		3407	7507		5993	2696	2992	1258
5th Supervisorial Distri	5047	2815	55.8		1089	1212	917		514	1174		766	451	467	217
City Of Santa Cruz	34562	20812	60.2		8331	8648	6175		3607	8339		6475	2961	3335	1335
City Of Capitola	5809	3326	57.3		1226	1512	1192		795	1487		574	531	856	361
Unincorporated Area	27684	16108	58.2		5989	7335	5267		3304	7219		3252	2580	3811	1467


***Absentee Totals	Santa Cruz City Schools														
13															
	Registration	Ballots Cast	Turnout (%)		Santa Cruz City School Area 1 (Inside City) (2) Tim Willis	Judy Cook	Jim Logsdon		Santa Cruz City School Area 2 (Outside City) (1) Chris Brozda	Michael Routh		Santa Cruz City School Area 3 (At Large) (1) Cece Pinheiro	Michael Bethke	John W. Wasserburger	Louise Lynch
Santa Cruz County	68055	11936	17.5		4977	5781	3809		2262	5823		2528	1956	3073	1002
14th Congressional Distr	7472	2061	27.6		758	880	619		429	892		379	390	474	167
17th Congressional Distr	60583	9875	16.3		4219	4901	3190		1833	4931		2149	1566	2599	835
11th Senatorial District	62041	10171	16.4		4272	4985	3265		1874	5019		2237	1613	2612	858
15th Senatorial District	6014	1765	29.3		705	796	544		388	804		291	343	461	144
27th Assembly District	68055	11936	17.5		4977	5781	3809		2262	5823		2528	1956	3073	1002
1st Supervisorial Distri	25137	5580	22.2		2352	2723	1807		1109	2774		992	936	1604	512
2nd Supervisorial Distri	6325	1164	18.4		460	582	414		256	579		172	201	339	120
3rd Supervisorial Distri	31546	4452	14.1		1827	2103	1347		770	2092		1175	688	952	307
5th Supervisorial Distri	5047	740	14.7		338	373	241		127	378		189	131	178	63
City Of Santa Cruz	34562	4800	13.9		2114	2351	1489		801	2366		1278	766	1104	306
City Of Capitola	5809	1114	19.2		467	559	410		250	568		149	173	359	127
Unincorporated Area	27684	6022	21.8		2396	2871	1910		1211	2889		1101	1017	1610	569

14	Scotts Valley Unified School, Aromas-San Juan School														
	Registration	Ballots Cast	Turnout (%)		Scotts Valley Unified Board Member Vote for 2 Allison C. Niday	Janine Charlton	Mark W. Stone		Aromas-San Juan School Board Member Vote for 2 Jeff Hancock	John E. Ferreira	Aseneth Rodriguez-Quaid				
10101010	26	0	0.0		0	0	0		0	0	0				
10211021	2	0	0.0		0	0	0		0	0	0				
10231023	189	0	0.0		0	0	0		0	0	0				
10311031	232	0	0.0		0	0	0		0	0	0				
10481048	504	254	50.4		126	76	114		0	0	0				
10501050	596	235	39.4		112	93	100		0	0	0				
10521052	115	0	0.0		0	0	0		0	0	0				
10581058	35	0	0.0		0	0	0		0	0	0				
10591059	30	0	0.0		0	0	0		0	0	0				
10601060	7	0	0.0		0	0	0		0	0	0				
10611061	2	0	0.0		0	0	0		0	0	0				
10621062	10	0	0.0		0	0	0		0	0	0				
10641064	70	0	0.0		0	0	0		0	0	0				
40234023	49	0	0.0		0	0	0		0	0	0				
50325032	296	146	49.3		96	62	72		0	0	0				
50335033	380	145	38.2		69	43	54		0	0	0				
50345034	244	0	0.0		0	0	0		0	0	0				
50355035	194	0	0.0		0	0	0		0	0	0				
50375037	370	182	49.2		84	82	74		0	0	0				
50385038	210	0	0.0		0	0	0		0	0	0				
50455045	40	0	0.0		0	0	0		0	0	0				
50505050	231	0	0.0		0	0	0		0	0	0				
54015401	859	460	53.6		231	211	206		0	0	0				
54025402	557	206	37.0		91	63	108		0	0	0				
54035403	1181	497	42.1		246	188	202		0	0	0				
54055405	939	338	36.0		169	161	157		0	0	0				
54065406	1011	386	38.2		218	162	138		0	0	0				
54075407	971	426	43.9		230	158	182		0	0	0				
54095409	6	0	0.0		0	0	0		0	0	0				
54115411	126	0	0.0		0	0	0		0	0	0				
54135413	1061	492	46.4		253	246	229		0	0	0				
80010101010	26	18	69.2		9	4	5		0	0	0				
80010211021	2	0	0.0		0	0	0		0	0	0				
80010231023	189	110	58.2		45	44	35		0	0	0				
80010311031	232	146	62.9		63	57	48		0	0	0				
80010481048	504	101	20.0		55	22	45		0	0	0				
80010501050	596	143	24.0		69	44	66		0	0	0				
80010521052	115	63	54.8		33	32	32		0	0	0				
80010581058	35	30	85.7		13	10	13		0	0	0				
80010591059	30	19	63.3		9	9	8		0	0	0				
80010601060	7	0	0.0		0	0	0		0	0	0				
80010611061	2	0	0.0		0	0	0		0	0	0				
80010621062	10	0	0.0		0	0	0		0	0	0				
80010641064	70	45	64.3		30	15	25		0	0	0				
80040234023	49	29	59.2		0	0	0		19	12	7				
80050325032	296	52	17.6		39	18	30		0	0	0				
80050335033	380	79	20.8		46	28	39		0	0	0				
80050345034	244	160	65.6		103	57	44		0	0	0				
80050355035	194	125	64.4		72	57	51		0	0	0				
80050375037	370	57	15.4		26	30	24		0	0	0				
80050385038	210	142	67.6		98	61	59		0	0	0				
80050455045	40	25	62.5		10	9	6		0	0	0				
80050505050	231	151	65.4		86	55	64		0	0	0				
80054015401	859	148	17.2		75	68	83		0	0	0				
80054025402	557	180	32.3		91	54	96		0	0	0				
80054035403	1181	194	16.4		106	77	90		0	0	0				
80054055405	939	175	18.6		91	70	97		0	0	0				
80054065406	1011	150	14.8		73	64	76		0	0	0				
80054075407	971	230	23.7		121	104	125		0	0	0				
80054095409	6	4	66.7		3	0	4		0	0	0				
80054115411	126	76	60.3		46	32	32		0	0	0				
80054135413	1061	216	20.4		122	113	100		0	0	0				
Precinct Totals	10543	3767	35.7		1925	1545	1636		0	0	0				
Absentee Totals	10543	2868	27.2		1534	1134	1297		19	12	7				
Grand Totals	10543	6635	62.9		3459	2679	2933		19	12	7				


A vertical bar chart consisting of 15 segments. The segments alternate in color, starting with a white segment at the top, followed by a light gray segment, and continuing this pattern down to a final white segment at the bottom. The segments are of varying heights, with the top white segment being the tallest and the bottom white segment being the shortest.

Segment	Color
1	White
2	Light Gray
3	White
4	Light Gray
5	White
6	Light Gray
7	White
8	Light Gray
9	White
10	Light Gray
11	White
12	Light Gray
13	White
14	Light Gray
15	White

***Grand Totals 14	Scotts Valley Unified School, Aromas-San Juan School														
	Registration	Ballots Cast	Turnout (%)		Scotts Valley Unified Board Member Vote for 2 Allison C. Niday	Janine Charlton	Mark W. Stone		Aromas-San Juan School Board Member Vote for 2 Jeff Hancock	John E. Ferreira	Aseneth Rodriguez-Quaid				
Santa Cruz County	10543	6635	62.9		3459	2679	2933		19	12	7				
14th Congressional Distr	10494	6606	63.0		3459	2679	2933		0	0	0				
17th Congressional Distr	49	29	59.2		0	0	0		19	12	7				
15th Senatorial District	10543	6635	62.9		3459	2679	2933		19	12	7				
27th Assembly District	10494	6606	63.0		3459	2679	2933		0	0	0				
28th Assembly District	49	29	59.2		0	0	0		19	12	7				
1st Supervisorial Distri	1818	1164	64.0		564	406	491		0	0	0				
4th Supervisorial Distri	49	29	59.2		0	0	0		19	12	7				
5th Supervisorial Distri	8676	5442	62.7		2895	2273	2442		0	0	0				
City Of Scotts Valley	6711	4178	62.3		2166	1771	1925		0	0	0				
Unincorporated Area	3832	2457	64.1		1293	908	1008		19	12	7				



***Absentee Totals		Scotts Valley Unified School, Aromas-San Juan School													
14		Registration	Ballots Cast	Turnout (%)	Scotts Valley Unified Board Member Vote for 2 Allison C. Niday	Janine Charlton	Mark W. Stone	Aromas-San Juan School Board Member Vote for 2 Jeff Hancock	John E. Ferreira	Aseneth Rodriguez-Quaid					
Santa Cruz County	10543	2868	27.2	1534	1134	1297	19	12	7						
14th Congressional Distr	10494	2839	27.1	1534	1134	1297	0	0	0						
17th Congressional Distr	49	29	59.2	0	0	0	19	12	7						
15th Senatorial District	10543	2868	27.2	1534	1134	1297	19	12	7						
27th Assembly District	10494	2839	27.1	1534	1134	1297	0	0	0						
28th Assembly District	49	29	59.2	0	0	0	19	12	7						
1st Supervisorial Distri	1818	675	37.1	326	237	277	0	0	0						
4th Supervisorial Distri	49	29	59.2	0	0	0	19	12	7						
5th Supervisorial Distri	8676	2164	24.9	1208	897	1020	0	0	0						
City Of Scotts Valley	6711	1373	20.5	728	582	703	0	0	0						
Unincorporated Area	3832	1495	39.0	806	552	594	19	12	7						



15	Lakeside Joint School District Live Oak Elementary School District															
	Registration	Ballots Cast	Turnout (%)		Lakeside Joint School Board Member Vote for 3 George Green	Janice Compton	Brent A. Schwager	Parker Stokes		Lakeside Joint School Board (Short Term) (1) Trish Dubberley	Stacey A. Johnson		Live Oak Elementary Board Member Vote for 3 Karen Palmer	Carolyn M. Bartz	Bernard Barney Bricmont	Paul Franklin
10021002	1351	516	38.2		0	0	0	0		0	0		262	271	163	131
10051005	1150	423	36.8		0	0	0	0		0	0		235	222	129	149
10061006	929	370	39.8		0	0	0	0		0	0		172	168	109	151
10081008	997	399	40.0		0	0	0	0		0	0		213	205	110	130
10091009	1410	594	42.1		0	0	0	0		0	0		325	330	184	199
10111011	1218	408	33.5		0	0	0	0		0	0		229	210	137	143
10171017	788	368	46.7		0	0	0	0		0	0		170	171	120	118
10191019	549	238	43.4		0	0	0	0		0	0		95	96	60	74
10201020	874	288	33.0		0	0	0	0		0	0		159	148	104	79
10221022	781	280	35.9		0	0	0	0		0	0		149	131	100	76
10241024	707	271	38.3		0	0	0	0		0	0		160	152	78	108
12011201	239	0	0.0		0	0	0	0		0	0		0	0	0	0
30083008	826	335	40.6		0	0	0	0		0	0		158	170	105	107
50225022	690	288	41.7		93	166	137	145		171	57		0	0	0	0
50245024	33	0	0.0		0	0	0	0		0	0		0	0	0	0
50515051	84	0	0.0		0	0	0	0		0	0		0	0	0	0
80010021002	1351	222	16.4		0	0	0	0		0	0		134	128	62	74
80010051005	1150	188	16.3		0	0	0	0		0	0		99	106	63	50
80010061006	929	173	18.6		0	0	0	0		0	0		100	95	61	57
80010081008	997	163	16.3		0	0	0	0		0	0		104	98	52	75
80010091009	1410	231	16.4		0	0	0	0		0	0		149	137	73	91
80010111011	1218	211	17.3		0	0	0	0		0	0		108	101	76	77
80010171017	788	112	14.2		0	0	0	0		0	0		67	73	43	37
80010191019	549	74	13.5		0	0	0	0		0	0		43	44	18	21
80010201020	874	138	15.8		0	0	0	0		0	0		70	69	43	40
80010221022	781	118	15.1		0	0	0	0		0	0		65	80	45	44
80010241024	707	95	13.4		0	0	0	0		0	0		61	51	36	42
80012011201	239	119	49.8		0	0	0	0		0	0		80	69	39	28
80030083008	826	140	16.9		0	0	0	0		0	0		78	73	41	53
80050225022	690	138	20.0		38	86	62	80		74	33		0	0	0	0
80050245024	33	22	66.7		9	13	10	12		9	4		0	0	0	0
80050515051	84	56	66.7		26	33	28	23		24	13		0	0	0	0
Precinct Totals	12626	4778	37.8		93	166	137	145		171	57		2327	2274	1399	1465
Absentee Totals	12626	2200	17.4		73	132	100	115		107	50		1158	1124	652	689
Grand Totals	12626	6978	55.3		166	298	237	260		278	107		3485	3398	2051	2154

A vertical bar chart consisting of 12 rectangular segments stacked on top of each other. The segments alternate in color: white, light gray, white, light gray, white, light gray, white, light gray, white, light gray, white, light gray. The segments are of varying heights, with the top white segment being the tallest and the bottom white segment being the shortest.

Segment	Color
1	White
2	Light Gray
3	White
4	Light Gray
5	White
6	Light Gray
7	White
8	Light Gray
9	White
10	Light Gray
11	White
12	Light Gray

***Grand Totals 15	Lakeside Joint School District Live Oak Elementary School District															
	Registration	Ballots Cast	Turnout (%)		Lakeside Joint School Board Member Vote for 3 George Green	Janice Compton	Brent A. Schwager	Parker Stokes		Lakeside Joint School Board (Short Term) (1) Trish Dubberley	Stacey A. Johnson		Live Oak Elementary Board Member Vote for 3 Karen Palmer	Carolyn M. Bartz	Bernard Barney Bricmont	Paul Franklin
Santa Cruz County	12626	6978	55.3		166	298	237	260		278	107		3485	3398	2051	2154
14th Congressional Distr	807	504	62.5		166	298	237	260		278	107		0	0	0	0
17th Congressional Distr	11819	6474	54.8		0	0	0	0		0	0		3485	3398	2051	2154
11th Senatorial District	12542	6922	55.2		140	265	209	237		254	94		3485	3398	2051	2154
15th Senatorial District	84	56	66.7		26	33	28	23		24	13		0	0	0	0
27th Assembly District	12626	6978	55.3		166	298	237	260		278	107		3485	3398	2051	2154
1st Supervisorial Distri	10993	5999	54.6		0	0	0	0		0	0		3249	3155	1905	1994
3rd Supervisorial Distri	826	475	57.5		0	0	0	0		0	0		236	243	146	160
5th Supervisorial Distri	807	504	62.5		166	298	237	260		278	107		0	0	0	0
City Of Capitola	239	119	49.8		0	0	0	0		0	0		80	69	39	28
Unincorporated Area	12387	6859	55.4		166	298	237	260		278	107		3405	3329	2012	2126

***Absentee Totals 15	Lakeside Joint School District Live Oak Elementary School District															
	Registration	Ballots Cast	Turnout (%)		Lakeside Joint School Board Member Vote for 3 George Green	Janice Compton	Brent A. Schwager	Parker Stokes		Lakeside Joint School Board (Short Term) (1) Trish Dubberley	Stacey A. Johnson		Live Oak Elementary Board Member Vote for 3 Karen Palmer	Carolyn M. Bartz	Bernard Barney Bricmont	Paul Franklin
Santa Cruz County	12626	2200	17.4		73	132	100	115		107	50		1158	1124	652	689
14th Congressional Distr	807	216	26.8		73	132	100	115		107	50		0	0	0	0
17th Congressional Distr	11819	1984	16.8		0	0	0	0		0	0		1158	1124	652	689
11th Senatorial District	12542	2144	17.1		47	99	72	92		83	37		1158	1124	652	689
15th Senatorial District	84	56	66.7		26	33	28	23		24	13		0	0	0	0
27th Assembly District	12626	2200	17.4		73	132	100	115		107	50		1158	1124	652	689
1st Supervisorial Distri	10993	1844	16.8		0	0	0	0		0	0		1080	1051	611	636
3rd Supervisorial Distri	826	140	16.9		0	0	0	0		0	0		78	73	41	53
5th Supervisorial Distri	807	216	26.8		73	132	100	115		107	50		0	0	0	0
City Of Capitola	239	119	49.8		0	0	0	0		0	0		80	69	39	28
Unincorporated Area	12387	2081	16.8		73	132	100	115		107	50		1078	1055	613	661

Mountain Elementary School District County Supervisor 3rd Dist. & City of Capitola														
16	Registration	Ballots Cast	Turnout (%)	Mountain Elementary Board Member Vote for 2 David Viglienzoni	Nancy Cheney	Bob Thomas	County Supervisor 3rd District Vote for 1 Mark Primack	Mardi Wormhoudt	City of Capitola Councilmember Vote for 3 Stephanie Harlan	Robert "Bob" Begun	Dennis R. Norton	Bruce R. Arthur		
10281028	793	407	51.3	178	206	117	0	0	0	0	0	0	0	0
10671067	86	0	0.0	0	0	0	0	0	0	0	0	0	0	0
10761076	29	0	0.0	0	0	0	0	0	0	0	0	0	0	0
12011201	239	0	0.0	0	0	0	0	0	0	0	0	0	0	0
12021202	297	86	29.0	0	0	0	0	0	43	41	49	50	0	0
12031203	4	0	0.0	0	0	0	0	0	0	0	0	0	0	0
12081208	281	100	35.6	0	0	0	0	0	60	54	57	54	0	0
22012201	977	426	43.6	0	0	0	0	0	272	212	236	244	0	0
22022202	689	265	38.5	0	0	0	0	0	168	103	146	146	0	0
22042204	876	385	43.9	0	0	0	0	0	210	233	218	196	0	0
22052205	842	334	39.7	0	0	0	0	0	183	182	185	174	0	0
22062206	678	266	39.2	0	0	0	0	0	147	130	155	138	0	0
22072207	10	0	0.0	0	0	0	0	0	0	0	0	0	0	0
22082208	916	350	38.2	0	0	0	0	0	182	173	162	174	0	0
30013001	131	0	0.0	0	0	0	0	0	0	0	0	0	0	0
30023002	450	252	56.0	0	0	0	87	141	0	0	0	0	0	0
30033003	865	422	48.8	0	0	0	186	226	0	0	0	0	0	0
30043004	1223	515	42.1	0	0	0	240	246	0	0	0	0	0	0
30053005	16	0	0.0	0	0	0	0	0	0	0	0	0	0	0
30073007	42	0	0.0	0	0	0	0	0	0	0	0	0	0	0
30083008	826	335	40.6	0	0	0	147	156	0	0	0	0	0	0
30093009	33	0	0.0	0	0	0	0	0	0	0	0	0	0	0
30133013	54	0	0.0	0	0	0	0	0	0	0	0	0	0	0
30143014	49	0	0.0	0	0	0	0	0	0	0	0	0	0	0
31013101	294	138	46.9	0	0	0	73	62	0	0	0	0	0	0
31023102	1250	596	47.7	0	0	0	291	276	0	0	0	0	0	0
31033103	1043	452	43.3	0	0	0	238	191	0	0	0	0	0	0
31043104	1224	635	51.9	0	0	0	292	293	0	0	0	0	0	0
31053105	1009	526	52.1	0	0	0	269	234	0	0	0	0	0	0
31083108	982	481	49.0	0	0	0	196	258	0	0	0	0	0	0
31133113	903	436	48.3	0	0	0	183	216	0	0	0	0	0	0
31143114	1193	596	50.0	0	0	0	233	317	0	0	0	0	0	0
31153115	1033	505	48.9	0	0	0	196	284	0	0	0	0	0	0
31163116	917	423	46.1	0	0	0	146	238	0	0	0	0	0	0
31193119	1090	504	46.2	0	0	0	207	259	0	0	0	0	0	0
31213121	1385	630	45.5	0	0	0	212	347	0	0	0	0	0	0
31233123	975	355	36.4	0	0	0	110	213	0	0	0	0	0	0
31253125	759	379	49.9	0	0	0	179	175	0	0	0	0	0	0
31293129	673	367	54.5	0	0	0	148	206	0	0	0	0	0	0
31303130	1143	536	46.9	0	0	0	259	239	0	0	0	0	0	0
31403140	723	401	55.5	0	0	0	286	103	0	0	0	0	0	0
31433143	609	346	56.8	0	0	0	142	188	0	0	0	0	0	0
31453145	1175	530	45.1	0	0	0	242	248	0	0	0	0	0	0
31463146	1132	534	47.2	0	0	0	228	284	0	0	0	0	0	0
31483148	767	358	46.7	0	0	0	143	191	0	0	0	0	0	0
31513151	694	344	49.6	0	0	0	161	162	0	0	0	0	0	0
31533153	1085	527	48.6	0	0	0	248	227	0	0	0	0	0	0
31583158	729	340	46.6	0	0	0	138	178	0	0	0	0	0	0
31603160	648	223	34.4	0	0	0	51	130	0	0	0	0	0	0
31613161	250	124	49.6	0	0	0	32	72	0	0	0	0	0	0
31633163	634	224	35.3	0	0	0	65	101	0	0	0	0	0	0
31653165	365	226	61.9	0	0	0	50	127	0	0	0	0	0	0
31663166	307	150	48.9	0	0	0	40	76	0	0	0	0	0	0
31683168	265	90	34.0	0	0	0	32	42	0	0	0	0	0	0
31693169	256	119	46.5	0	0	0	25	56	0	0	0	0	0	0
31713171	963	471	48.9	0	0	0	255	194	0	0	0	0	0	0
31783178	884	358	40.5	0	0	0	118	211	0	0	0	0	0	0
31813181	556	275	49.5	0	0	0	115	138	0	0	0	0	0	0
80010281028	793	116	14.6	52	56	44	0	0	0	0	0	0	0	0
80010671067	86	54	62.8	26	32	17	0	0	0	0	0	0	0	0
80010761076	29	22	75.9	4	3	8	0	0	0	0	0	0	0	0
80012011201	239	119	49.8	0	0	0	0	0	78	69	71	82	0	0
80012021202	297	61	20.5	0	0	0	0	0	29	37	23	32	0	0
80012031203	4	0	0.0	0	0	0	0	0	0	0	0	0	0	0
80012081208	281	75	26.7	0	0	0	0	0	58	39	44	53	0	0
80022012201	977	152	15.6	0	0	0	0	0	94	103	73	91	0	0
80022022202	689	127	18.4	0	0	0	0	0	79	68	73	90	0	0
80022042204	876	172	19.6	0	0	0	0	0	87	122	90	87	0	0
80022052205	842	184	21.9	0	0	0	0	0	109	110	124	118	0	0

Mountain Elementary School District County Supervisor 3rd Dist. & City of Capitola															
16	Registration	Ballots Cast	Turnout (%)	Mountain Elementary Board Member Vote for 2 David Viglienzoni	Nancy Cheney	Bob Thomas	County Supervisor 3rd District Vote for 1 Mark Primack	Mardi Wormhoudt	City of Capitola Councilmember Vote for 3 Stephanie Harlan	Robert "Bob" Begun	Dennis R. Norton	Bruce R. Arthur			
80022062206	678	94	13.9	0	0	0	0	0	50	58	51	60			
80022072207	10	0	0.0	0	0	0	0	0	0	0	0	0			
80022082208	916	130	14.2	0	0	0	0	0	69	72	50	61			
80030013001	131	83	63.4	0	0	0	35	47	0	0	0	0			
80030023002	450	40	8.9	0	0	0	24	15	0	0	0	0			
80030033003	865	155	17.9	0	0	0	83	68	0	0	0	0			
80030043004	1223	272	22.2	0	0	0	118	136	0	0	0	0			
80030053005	16	7	43.8	0	0	0	5	0	0	0	0	0			
80030073007	42	31	73.8	0	0	0	20	11	0	0	0	0			
80030083008	826	140	16.9	0	0	0	75	55	0	0	0	0			
80030093009	33	25	75.8	0	0	0	15	8	0	0	0	0			
80030133013	54	38	70.4	0	0	0	22	14	0	0	0	0			
80030143014	49	13	26.5	0	0	0	4	7	0	0	0	0			
80031013101	294	87	29.6	0	0	0	38	44	0	0	0	0			
80031023102	1250	251	20.1	0	0	0	150	91	0	0	0	0			
80031033103	1043	191	18.3	0	0	0	113	71	0	0	0	0			
80031043104	1224	138	11.3	0	0	0	87	46	0	0	0	0			
80031053105	1009	208	20.6	0	0	0	135	54	0	0	0	0			
80031083108	982	143	14.6	0	0	0	77	60	0	0	0	0			
80031133113	903	116	12.8	0	0	0	59	46	0	0	0	0			
80031143114	1193	112	9.4	0	0	0	54	54	0	0	0	0			
80031153115	1033	155	15.0	0	0	0	78	67	0	0	0	0			
80031163116	917	109	11.9	0	0	0	57	48	0	0	0	0			
80031193119	1090	99	9.1	0	0	0	47	44	0	0	0	0			
80031213121	1385	118	8.5	0	0	0	47	60	0	0	0	0			
80031233123	975	107	11.0	0	0	0	51	41	0	0	0	0			
80031253125	759	166	21.9	0	0	0	105	58	0	0	0	0			
80031293129	673	115	17.1	0	0	0	60	52	0	0	0	0			
80031303130	1143	202	17.7	0	0	0	101	84	0	0	0	0			
80031403140	723	155	21.4	0	0	0	114	39	0	0	0	0			
80031433143	609	82	13.5	0	0	0	49	29	0	0	0	0			
80031453145	1175	237	20.2	0	0	0	148	79	0	0	0	0			
80031463146	1132	138	12.2	0	0	0	64	68	0	0	0	0			
80031483148	767	66	8.6	0	0	0	34	24	0	0	0	0			
80031513151	694	94	13.5	0	0	0	54	34	0	0	0	0			
80031533153	1085	149	13.7	0	0	0	68	76	0	0	0	0			
80031583158	729	106	14.5	0	0	0	46	56	0	0	0	0			
80031603160	648	10	1.5	0	0	0	4	4	0	0	0	0			
80031613161	250	0	0.0	0	0	0	0	0	0	0	0	0			
80031633163	634	11	1.7	0	0	0	2	5	0	0	0	0			
80031653165	365	11	3.0	0	0	0	4	5	0	0	0	0			
80031663166	307	0	0.0	0	0	0	0	0	0	0	0	0			
80031683168	265	0	0.0	0	0	0	0	0	0	0	0	0			
80031693169	256	0	0.0	0	0	0	0	0	0	0	0	0			
80031713171	963	160	16.6	0	0	0	96	56	0	0	0	0			
80031783178	884	95	10.7	0	0	0	41	47	0	0	0	0			
80031813181	556	55	9.9	0	0	0	30	23	0	0	0	0			
Precinct Totals	38321	17342	45.3	178	206	117	6263	7305	1265	1128	1208	1176			
Absentee Totals	38321	5796	15.1	82	91	69	2414	1826	653	678	599	674			
Grand Totals	38321	23138	60.4	260	297	186	8677	9131	1918	1806	1807	1850			

A vertical bar on the left side of the page, composed of 15 segments. The segments alternate between white and gray, starting with a white segment at the top and ending with a gray segment at the bottom. The segments are of varying heights, with the top white segment being the tallest and the bottom gray segment being the shortest.



***Grand Totals	Mountain Elementary School District County Supervisor 3rd Dist. & City of Capitola														
16	Registration	Ballots Cast	Turnout (%)		Mountain Elementary Board Member Vote for 2 David Viglienzoni	Nancy Cheney	Bob Thomas		County Supervisor 3rd District Vote for 1 Mark Primack	Mardi Wormhoudt		City of Capitola Councilmember Vote for 3 Stephanie Harlan	Robert "Bob" Begun	Dennis R. Norton	Bruce R. Arthur
Santa Cruz County	38321	23138	60.4		260	297	186		8677	9131		1918	1806	1807	1850
14th Congressional Distr	3639	2379	65.4		256	294	178		813	898		0	0	0	0
17th Congressional Distr	34682	20759	59.9		4	3	8		7864	8233		1918	1806	1807	1850
11th Senatorial District	37331	22501	60.3		0	0	0		8658	9116		1918	1806	1807	1850
15th Senatorial District	990	637	64.3		260	297	186		19	15		0	0	0	0
27th Assembly District	38321	23138	60.4		260	297	186		8677	9131		1918	1806	1807	1850
1st Supervisorial Distri	1729	1040	60.2		260	297	186		0	0		268	240	244	271
2nd Supervisorial Distri	4988	2885	57.8		0	0	0		0	0		1650	1566	1563	1579
3rd Supervisorial Distri	31604	19213	60.8		0	0	0		8677	9131		0	0	0	0
City Of Santa Cruz	27915	16885	60.5		0	0	0		7616	8001		0	0	0	0
City Of Capitola	5809	3326	57.3		0	0	0		0	0		1918	1806	1807	1850
Unincorporated Area	4597	2927	63.7		260	297	186		1061	1130		0	0	0	0

***Absentee Totals		Mountain Elementary School District County Supervisor 3rd Dist. & City of Capitola													
16	Registration	Ballots Cast	Turnout (%)	Mountain Elementary Board Member Vote for 2 David Viglienzoni	Nancy Cheney	Bob Thomas	County Supervisor 3rd District Vote for 1 Mark Primack	Mardi Wormhoudt	City of Capitola Councilmember Vote for 3 Stephanie Harlan	Robert "Bob" Begun	Dennis R. Norton	Bruce R. Arthur			
Santa Cruz County	38321	5796	15.1	82	91	69	2414	1826	653	678	599	674			
14th Congressional Distr	3639	783	21.5	78	88	61	300	285	0	0	0	0			
17th Congressional Distr	34682	5013	14.5	4	3	8	2114	1541	653	678	599	674			
11th Senatorial District	37331	5566	14.9	0	0	0	2395	1811	653	678	599	674			
15th Senatorial District	990	230	23.2	82	91	69	19	15	0	0	0	0			
27th Assembly District	38321	5796	15.1	82	91	69	2414	1826	653	678	599	674			
1st Supervisorial Distri	1729	447	25.9	82	91	69	0	0	165	145	138	167			
2nd Supervisorial Distri	4988	859	17.2	0	0	0	0	0	488	533	461	507			
3rd Supervisorial Distri	31604	4490	14.2	0	0	0	2414	1826	0	0	0	0			
City Of Santa Cruz	27915	3686	13.2	0	0	0	2013	1465	0	0	0	0			
City Of Capitola	5809	1114	19.2	0	0	0	0	0	653	678	599	674			
Unincorporated Area	4597	996	21.7	82	91	69	401	361	0	0	0	0			

City of Santa Cruz Councilmember																
17	Registration	Ballots Cast	Turnout (%)		City of Santa Cruz Councilmember Vote for 3 Cynthia Mathews	Jeromy McMillan	David G. Esellus	Phil Baer	Aldo Giacchino	Steve Argue	Karen Woblesky	Tim Fitzmaurice	Connie (Hansen)Thomasser	Mike Rotkin	Thomas Leavitt	Greg Lopez
11011101	648	324	50.0		139	10	30	33	122	28	92	60	35	144	29	140
11031103	767	377	49.2		150	23	52	33	155	14	114	65	54	153	20	156
11131113	677	239	35.3		109	8	28	28	106	12	79	53	36	116	13	42
31013101	294	138	46.9		61	3	9	8	43	18	37	68	9	88	14	18
31023102	1250	596	47.7		317	18	45	58	183	49	121	222	42	328	47	79
31033103	1043	452	43.3		228	16	34	42	120	58	116	152	49	238	53	66
31043104	1224	635	51.9		323	19	61	41	190	75	159	219	52	360	64	78
31053105	1009	526	52.1		269	11	60	36	218	32	143	179	49	290	21	83
31083108	982	481	49.0		294	9	35	44	89	72	86	204	30	288	52	52
31133113	903	436	48.3		211	16	45	43	127	37	83	151	57	219	52	64
31143114	1193	596	50.0		304	23	40	65	114	93	90	248	44	324	88	87
31153115	1033	505	48.9		262	17	42	44	130	52	99	218	46	267	59	81
31163116	917	423	46.1		244	9	23	30	80	73	66	184	17	243	60	50
31193119	1090	504	46.2		277	16	33	51	85	96	89	197	32	268	81	69
31213121	1385	630	45.5		311	10	54	61	91	138	81	263	37	338	122	84
31233123	975	355	36.4		171	13	18	64	55	91	54	137	15	179	66	47
31253125	759	379	49.9		185	18	28	30	108	43	112	130	41	194	44	72
31293129	673	367	54.5		187	7	33	31	94	42	70	148	33	209	35	69
31303130	1143	536	46.9		260	23	54	51	192	65	127	185	63	297	47	82
31403140	723	401	55.5		180	7	41	22	188	16	143	106	71	216	20	59
31433143	609	346	56.8		210	4	15	35	70	43	56	164	30	206	40	29
31453145	1175	530	45.1		276	18	43	59	144	67	109	180	55	279	58	58
31463146	1132	534	47.2		283	18	36	58	109	77	85	238	51	308	75	62
31483148	767	358	46.7		190	25	25	38	73	60	51	119	32	184	63	49
31513151	694	344	49.6		189	16	37	34	99	42	68	102	33	188	38	44
31533153	1085	527	48.6		259	23	58	52	112	57	91	169	59	248	56	92
31583158	729	340	46.6		184	9	26	37	89	35	58	123	31	183	40	56
31603160	648	223	34.4		96	2	12	16	16	57	17	92	10	147	37	29
31613161	250	124	49.6		41	2	6	7	6	25	9	39	8	60	24	20
31633163	634	224	35.3		80	7	15	16	19	50	22	96	11	104	31	18
31653165	365	226	61.9		82	7	10	23	10	67	22	85	6	113	36	22
31663166	307	150	48.9		52	4	6	14	9	44	13	55	5	84	29	11
31683168	265	90	34.0		34	6	4	10	7	21	9	24	4	49	7	14
31693169	256	119	46.5		42	4	8	3	18	29	10	41	6	55	18	14
31713171	963	471	48.9		210	16	50	55	152	41	115	158	49	223	34	133
31783178	884	358	40.5		179	11	25	49	63	78	52	142	17	180	70	48
31813181	556	275	49.5		130	13	17	35	48	56	40	118	16	148	34	37
51015101	1189	363	30.5		161	5	32	44	81	78	72	133	44	175	64	42
51085108	1276	521	40.8		255	20	47	58	87	100	96	189	43	251	87	86
51105110	1040	489	47.0		229	24	52	46	144	53	98	142	58	246	55	102
51145114	531	222	41.8		108	6	12	26	39	34	38	89	27	127	31	27
51625162	519	278	53.6		126	7	11	24	20	32	37	130	10	167	34	29
80011011101	648	126	19.4		41	15	26	12	59	3	35	27	17	40	5	61
80011031103	767	173	22.6		68	16	41	14	81	5	35	28	37	48	6	70
80011131113	677	199	29.4		80	15	44	25	113	9	54	18	42	86	10	45
80031013101	294	87	29.6		49	2	12	7	32	3	17	45	9	45	6	9
80031023102	1250	251	20.1		150	9	34	25	90	9	60	74	27	133	15	45
80031033103	1043	191	18.3		110	7	24	14	67	8	53	68	18	111	12	30
80031043104	1224	138	11.3		77	7	16	12	58	10	33	40	20	68	5	25
80031053105	1009	208	20.6		105	12	31	16	91	4	80	56	24	96	4	38
80031083108	982	143	14.6		87	8	22	11	48	8	22	52	12	73	8	31
80031133113	903	116	12.8		44	7	25	13	44	7	23	27	28	50	7	28
80031143114	1193	112	9.4		60	10	19	3	40	13	28	30	15	54	18	23
80031153115	1033	155	15.0		82	5	18	18	34	15	29	54	15	73	19	36
80031163116	917	109	11.9		63	3	13	6	37	6	15	50	13	65	9	15
80031193119	1090	99	9.1		59	2	7	11	18	10	16	32	10	50	15	16
80031213121	1385	118	8.5		56	8	14	16	27	19	20	46	7	54	10	26
80031233123	975	107	11.0		55	3	8	19	36	15	15	30	12	50	5	11
80031253125	759	166	21.9		85	11	17	25	71	14	40	38	16	67	19	36
80031293129	673	115	17.1		57	7	14	14	39	10	24	37	17	56	15	19
80031303130	1143	202	17.7		87	12	26	24	91	8	44	54	27	105	11	36
80031403140	723	155	21.4		77	4	24	14	89	2	56	26	31	82	1	27
80031433143	609	82	13.5		41	3	14	8	37	1	15	20	17	41	0	19
80031453145	1175	237	20.2		135	6	27	27	82	10	47	71	34	125	23	34
80031463146	1132	138	12.2		67	4	9	16	27	14	30	57	13	72	17	20
80031483148	767	66	8.6		28	3	11	8	21	8	11	14	10	23	6	11
80031513151	694	94	13.5		57	3	16	9	27	5	18	21	13	47	7	10
80031533153	1085	149	13.7		88	8	13	15	41	14	31	47	18	74	14	22
80031583158	729	106	14.5		48	6	18	10	34	18	26	30	14	43	10	33


City of Santa Cruz Councilmember																
17	Registration	Ballots Cast	Turnout (%)		City of Santa Cruz Councilmember Vote for 3 Cynthia Mathews	Jeromy McMillan	David G. Esellus	Phil Baer	Aldo Giacchino	Steve Argue	Karen Woblesky	Tim Fitzmaurice	Connie (Hansen)Thomasser	Mike Rotkin	Thomas Leavitt	Greg Lopez
80031603160	648	10	1.5		4	0	2	0	3	3	0	3	0	5	0	1
80031613161	250	0	0.0		0	0	0	0	0	0	0	0	0	0	0	0
80031633163	634	11	1.7		4	0	0	1	2	1	3	2	0	5	0	2
80031653165	365	11	3.0		7	0	0	1	1	4	0	3	0	9	1	1
80031663166	307	0	0.0		0	0	0	0	0	0	0	0	0	0	0	0
80031683168	265	0	0.0		0	0	0	0	0	0	0	0	0	0	0	0
80031693169	256	0	0.0		0	0	0	0	0	0	0	0	0	0	0	0
80031713171	963	160	16.6		74	11	31	16	49	7	47	37	34	68	8	36
80031783178	884	95	10.7		47	5	7	13	22	12	17	35	7	56	12	15
80031813181	556	55	9.9		27	5	7	7	12	5	15	24	6	25	6	6
80051015101	1189	170	14.3		82	6	31	22	55	22	40	61	21	72	18	20
80051085108	1276	158	12.4		80	15	23	20	46	17	30	54	23	68	16	23
80051105110	1040	172	16.5		94	9	29	19	54	10	28	58	27	85	9	50
80051145114	531	77	14.5		40	2	8	9	18	10	10	26	8	31	12	13
80051625162	519	39	7.5		24	0	5	0	5	4	6	23	1	27	2	6
Precinct Totals	34562	16012	46.3		7898	523	1312	1554	3905	2250	3129	5817	1417	8484	1948	2500
Absentee Totals	34562	4800	13.9		2439	249	686	500	1701	343	1073	1418	643	2282	361	949
Grand Totals	34562	20812	60.2		10337	772	1998	2054	5606	2593	4202	7235	2060	10766	2309	3449




A vertical bar chart consisting of 10 segments. The segments alternate in color: white, light gray, white, light gray, white, light gray, white, light gray, white, and light gray. The segments are stacked vertically, with the light gray segments appearing in the 2nd, 4th, 6th, 8th, and 10th positions from the top.

Segment	Color
1	White
2	Light Gray
3	White
4	Light Gray
5	White
6	Light Gray
7	White
8	Light Gray
9	White
10	Light Gray

***Grand Totals	City of Santa Cruz Councilmember															
17	Registration	Ballots Cast	Turnout (%)		City of Santa Cruz Councilmember Vote for 3 Cynthia Mathews	Jeromy McMillan	David G. Esellus	Phil Baer	Aldo Giacchino	Steve Argue	Karen Woblesky	Tim Fitzmaurice	Connie (Hansen) Thomasser	Mike Rotkin	Thomas Leavitt	Greg Lopez
Santa Cruz County	34562	20812	60.2		10337	772	1998	2054	5606	2593	4202	7235	2060	10766	2309	3449
17th Congressional Distr	34562	20812	60.2		10337	772	1998	2054	5606	2593	4202	7235	2060	10766	2309	3449
11th Senatorial District	34562	20812	60.2		10337	772	1998	2054	5606	2593	4202	7235	2060	10766	2309	3449
27th Assembly District	34562	20812	60.2		10337	772	1998	2054	5606	2593	4202	7235	2060	10766	2309	3449
1st Supervisorial Distri	2092	1438	68.7		587	87	221	145	636	71	409	251	221	587	83	514
3rd Supervisorial Distri	27915	16885	60.5		8551	591	1527	1641	4421	2162	3338	6079	1577	8930	1898	2537
5th Supervisorial Distri	4555	2489	54.6		1199	94	250	268	549	360	455	905	262	1249	328	398
City Of Santa Cruz	34562	20812	60.2		10337	772	1998	2054	5606	2593	4202	7235	2060	10766	2309	3449




***Absentee Totals		City of Santa Cruz Councilmember														
17																
	Registration	Ballots Cast	Turnout (%)		City of Santa Cruz Councilmember Vote for 3 Cynthia Mathews	Jeromy McMillan	David G. Esellus	Phil Baer	Aldo Giacchino	Steve Argue	Karen Woblesky	Tim Fitzmaurice	Connie (Hansen) Thomasser	Mike Rotkin	Thomas Leavitt	Greg Lopez
Santa Cruz County	34562	4800	13.9		2439	249	686	500	1701	343	1073	1418	643	2282	361	949
17th Congressional Distr	34562	4800	13.9		2439	249	686	500	1701	343	1073	1418	643	2282	361	949
11th Senatorial District	34562	4800	13.9		2439	249	686	500	1701	343	1073	1418	643	2282	361	949
27th Assembly District	34562	4800	13.9		2439	249	686	500	1701	343	1073	1418	643	2282	361	949
1st Supervisorial Distri	2092	498	23.8		189	46	111	51	253	17	124	73	96	174	21	176
3rd Supervisorial Distri	27915	3686	13.2		1930	171	479	379	1270	263	835	1123	467	1825	283	661
5th Supervisorial Distri	4555	616	13.5		320	32	96	70	178	63	114	222	80	283	57	112
City Of Santa Cruz	34562	4800	13.9		2439	249	686	500	1701	343	1073	1418	643	2282	361	949



18	City of Scotts Valley Councilmember City of Watsonville Councilmember												
	Registration	Ballots Cast	Turnout (%)	City of Scotts Valley Councilmember Vote for 2 Paul Marigonda	Stephany E. Aguilar	City of Watsonville Councilmember - Dist 3 RonSwank	Antonio R. Rivas	City of Watsonville Councilmember - Dist 4 Ana Ventura Phares	City of Watsonville Councilmember - Dist 5 Ramon Gomez	City of Watsonville Councilmember - Dist 7 Arcadio Viveros	Dale Skillicorn		
23312331	608	281	46.2	0	0	116	156	0	0	0	0	0	0
23332333	24	0	0.0	0	0	0	0	0	0	0	0	0	0
23412341	309	87	28.2	0	0	0	0	60	0	0	0	0	0
43314331	158	0	0.0	0	0	0	0	0	0	0	0	0	0
43334333	1293	419	32.4	0	0	117	277	0	0	0	0	0	0
43414341	881	287	32.6	0	0	0	0	182	0	0	0	0	0
43444344	708	262	37.0	0	0	0	0	182	0	0	0	0	0
43454345	149	0	0.0	0	0	0	0	0	0	0	0	0	0
43504350	261	93	35.6	0	0	0	0	0	66	0	0	0	0
43514351	367	116	31.6	0	0	0	0	0	93	0	0	0	0
43544354	941	257	27.3	0	0	0	0	0	202	0	0	0	0
43714371	543	261	48.1	0	0	0	0	0	0	111	145	0	0
43724372	497	219	44.1	0	0	0	0	0	0	123	85	0	0
43734373	1344	565	42.0	0	0	0	0	0	0	208	328	0	0
43744374	300	96	32.0	0	0	0	0	0	0	49	44	0	0
54015401	859	460	53.6	303	307	0	0	0	0	0	0	0	0
54025402	557	206	37.0	130	134	0	0	0	0	0	0	0	0
54035403	1181	497	42.1	273	351	0	0	0	0	0	0	0	0
54055405	939	338	36.0	196	225	0	0	0	0	0	0	0	0
54065406	1011	386	38.2	232	258	0	0	0	0	0	0	0	0
54075407	971	426	43.9	288	296	0	0	0	0	0	0	0	0
54095409	6	0	0.0	0	0	0	0	0	0	0	0	0	0
54115411	126	0	0.0	0	0	0	0	0	0	0	0	0	0
54135413	1061	492	46.4	300	344	0	0	0	0	0	0	0	0
80023312331	608	85	14.0	0	0	34	46	0	0	0	0	0	0
80023332333	24	9	37.5	0	0	2	7	0	0	0	0	0	0
80023412341	309	53	17.2	0	0	0	0	34	0	0	0	0	0
80043314331	158	66	41.8	0	0	22	44	0	0	0	0	0	0
80043334333	1293	237	18.3	0	0	85	146	0	0	0	0	0	0
80043414341	881	94	10.7	0	0	0	0	61	0	0	0	0	0
80043444344	708	82	11.6	0	0	0	0	58	0	0	0	0	0
80043454345	149	62	41.6	0	0	0	0	46	0	0	0	0	0
80043504350	261	35	13.4	0	0	0	0	0	23	0	0	0	0
80043514351	367	70	19.1	0	0	0	0	44	0	0	0	0	0
80043544354	941	166	17.6	0	0	0	0	122	0	0	0	0	0
80043714371	543	106	19.5	0	0	0	0	0	0	29	69	0	0
80043724372	497	101	20.3	0	0	0	0	0	0	38	61	0	0
80043734373	1344	322	24.0	0	0	0	0	0	0	84	228	0	0
80043744374	300	75	25.0	0	0	0	0	0	0	39	34	0	0
80054015401	859	148	17.2	107	110	0	0	0	0	0	0	0	0
80054025402	557	180	32.3	121	129	0	0	0	0	0	0	0	0
80054035403	1181	194	16.4	137	146	0	0	0	0	0	0	0	0
80054055405	939	175	18.6	122	121	0	0	0	0	0	0	0	0
80054065406	1011	150	14.8	96	104	0	0	0	0	0	0	0	0
80054075407	971	230	23.7	166	158	0	0	0	0	0	0	0	0
80054095409	6	4	66.7	3	4	0	0	0	0	0	0	0	0
80054115411	126	76	60.3	59	51	0	0	0	0	0	0	0	0
80054135413	1061	216	20.4	150	163	0	0	0	0	0	0	0	0
Precinct Totals	15094	5748	38.1	1722	1915	233	433	424	361	491	602		
Absentee Totals	15094	2936	19.5	961	986	143	243	199	189	190	392		
Grand Totals	15094	8684	57.5	2683	2901	376	676	623	550	681	994		



***Absentee Totals	City of Scotts Valley Councilmember City of Watsonville Councilmember													
18	Registration	Ballots Cast	Turnout (%)	City of Scotts Valley Councilmember Vote for 2 Paul Marigonda	Stephany E. Aguilar		City of Watsonville Councilmember - Dist 3 RonSwank	Antonio R. Rivas		City of Watsonville Councilmember - Dist 4 Ana Ventura Phares		City of Watsonville Councilmember - Dist 5 Ramon Gomez	City of Watsonville Councilmember - Dist 7 Arcadio Viveros	Dale Skillicorn
Santa Cruz County	15094	2936	19.5	961	986		143	243		199		189	190	392
14th Congressional Distr	6711	1373	20.5	961	986		0	0		0		0	0	0
17th Congressional Distr	8383	1563	18.6	0	0		143	243		199		189	190	392
15th Senatorial District	15094	2936	19.5	961	986		143	243		199		189	190	392
27th Assembly District	6711	1373	20.5	961	986		0	0		0		0	0	0
28th Assembly District	8383	1563	18.6	0	0		143	243		199		189	190	392
2nd Supervisorial Distri	941	147	15.6	0	0		36	53		34		0	0	0
4th Supervisorial Distri	7442	1416	19.0	0	0		107	190		165		189	190	392
5th Supervisorial Distri	6711	1373	20.5	961	986		0	0		0		0	0	0
City Of Watsonville	8383	1563	18.6	0	0		143	243		199		189	190	392
City Of Scotts Valley	6711	1373	20.5	961	986		0	0		0		0	0	0



19	Aptos/La Selva Fire District Central Fire District														
	Registration	Ballots Cast	Turnout (%)		Aptos/La Selva Fire Director Vote for 2 Vincent Hurley	Charlene C. Ebey	David Barbin	Don Ramos		Central Fire Director Vote for 3 Owen McCormick	Ron Pederson	Lido Gemignani	Mills J. Ridgway	Central Fire Director (Short Term) (2) Jack Darrough	Christopher Robarchek
10021002	1351	516	38.2		0	0	0	0		85	234	245	214	210	65
10051005	1150	423	36.8		0	0	0	0		110	213	203	188	179	73
10061006	929	370	39.8		0	0	0	0		106	153	162	133	137	68
10081008	997	399	40.0		0	0	0	0		95	174	183	162	158	68
10091009	1410	594	42.1		0	0	0	0		140	286	303	264	256	87
10111011	1218	408	33.5		0	0	0	0		90	197	197	191	166	67
10121012	715	197	27.6		0	0	0	0		44	105	109	94	93	29
10141014	98	0	0.0		0	0	0	0		0	0	0	0	0	0
10171017	788	368	46.7		0	0	0	0		73	162	152	138	140	55
10191019	549	238	43.4		0	0	0	0		55	85	77	81	85	27
10201020	874	288	33.0		0	0	0	0		67	126	139	119	126	48
10221022	781	280	35.9		0	0	0	0		68	124	124	108	109	41
10241024	707	271	38.3		0	0	0	0		67	138	132	130	127	47
10251025	31	0	0.0		0	0	0	0		0	0	0	0	0	0
10261026	383	144	37.6		0	0	0	0		44	59	57	56	59	27
10271027	1327	419	31.6		0	0	0	0		112	195	201	200	193	71
10281028	793	407	51.3		0	0	0	0		67	196	194	182	157	43
10291029	150	0	0.0		0	0	0	0		0	0	0	0	0	0
10351035	215	0	0.0		0	0	0	0		0	0	0	0	0	0
10361036	1082	458	42.3		0	0	0	0		83	228	242	220	204	83
10391039	401	101	25.2		0	0	0	0		30	48	51	50	47	18
10411041	638	224	35.1		0	0	0	0		62	105	108	101	103	48
10421042	916	329	35.9		0	0	0	0		62	171	176	164	161	50
10441044	32	0	0.0		0	0	0	0		0	0	0	0	0	0
10451045	84	0	0.0		0	0	0	0		0	0	0	0	0	0
10491049	514	236	45.9		0	0	0	0		41	113	113	104	105	27
10541054	23	0	0.0		0	0	0	0		0	0	0	0	0	0
10561056	171	0	0.0		0	0	0	0		0	0	0	0	0	0
10631063	1151	398	34.6		0	0	0	0		88	203	216	200	190	61
10681068	598	270	45.2		0	0	0	0		55	172	155	146	150	39
10751075	15	0	0.0		0	0	0	0		0	0	0	0	0	0
10761076	29	0	0.0		0	0	0	0		0	0	0	0	0	0
10771077	49	0	0.0		0	0	0	0		0	0	0	0	0	0
10781078	162	0	0.0		0	0	0	0		0	0	0	0	0	0
12011201	239	0	0.0		0	0	0	0		0	0	0	0	0	0
12021202	297	86	29.0		0	0	0	0		32	43	39	39	41	19
12031203	4	0	0.0		0	0	0	0		0	0	0	0	0	0
12081208	281	100	35.6		0	0	0	0		27	51	52	43	44	21
20002000	9	0	0.0		0	0	0	0		0	0	0	0	0	0
20092009	11	0	0.0		0	0	0	0		0	0	0	0	0	0
20202020	87	0	0.0		0	0	0	0		0	0	0	0	0	0
20222022	409	170	41.6		0	0	0	0		34	86	89	89	80	26
20232023	980	487	49.7		216	150	55	279		0	0	0	0	0	0
20242024	675	308	45.6		117	85	27	188		0	0	0	0	0	0
20252025	908	392	43.2		169	98	60	242		0	0	0	0	0	0
20262026	521	240	46.1		95	52	34	150		0	0	0	0	0	0
20272027	396	177	44.7		66	56	19	87		0	0	0	0	0	0
20292029	828	366	44.2		127	106	42	224		0	0	0	0	0	0
20302030	911	425	46.7		134	125	49	241		0	0	0	0	0	0
20312031	796	365	45.9		134	129	34	237		0	0	0	0	0	0
20322032	949	444	46.8		206	134	54	282		0	0	0	0	0	0
20332033	1225	552	45.1		234	166	58	347		0	0	0	0	0	0
20352035	1102	537	48.7		273	186	67	335		0	0	0	0	0	0
20362036	2	0	0.0		0	0	0	0		0	0	0	0	0	0
20382038	315	133	42.2		52	47	18	80		0	0	0	0	0	0
20392039	195	1	0.5		0	0	1	1		0	0	0	0	0	0
20412041	400	124	31.0		60	38	22	72		0	0	0	0	0	0
20442044	26	0	0.0		0	0	0	0		0	0	0	0	0	0
20452045	34	0	0.0		0	0	0	0		0	0	0	0	0	0
20482048	832	318	38.2		0	0	0	0		65	167	169	162	155	58
20502050	35	0	0.0		0	0	0	0		0	0	0	0	0	0
20512051	1340	536	40.0		197	139	93	302		0	0	0	0	0	0
20522052	1141	492	43.1		249	179	45	302		0	0	0	0	0	0
20532053	1159	463	39.9		203	169	51	284		0	0	0	0	0	0
20542054	63	0	0.0		0	0	0	0		0	0	0	0	0	0
20552055	1016	462	45.5		226	133	55	268		0	0	0	0	0	0
22012201	977	426	43.6		0	0	0	0		107	209	222	211	182	74
22022202	689	265	38.5		0	0	0	0		67	120	130	115	121	42
22042204	876	385	43.9		0	0	0	0		101	211	221	214	206	72

19	Aptos/La Selva Fire District Central Fire District														
	Registration	Ballots Cast	Turnout (%)		Aptos/La Selva Fire Director Vote for 2 Vincent Hurley	Charlene C. Ebey	David Barbin	Don Ramos		Central Fire Director Vote for 3 Owen McCormick	Ron Pederson	Lido Gemignani	Mills J. Ridgway	Central Fire Director (Short Term) (2) Jack Darrough	Christopher Robarchek
22052205	842	334	39.7		0	0	0	0		87	167	160	151	156	41
22062206	678	266	39.2		0	0	0	0		63	124	120	102	97	41
22072207	10	0	0.0		0	0	0	0		0	0	0	0	0	0
22082208	916	350	38.2		0	0	0	0		94	157	152	138	144	59
30083008	826	335	40.6		0	0	0	0		81	156	156	137	161	58
80010021002	1351	222	16.4		0	0	0	0		48	115	108	111	96	32
80010051005	1150	188	16.3		0	0	0	0		23	109	108	101	103	19
80010061006	929	173	18.6		0	0	0	0		37	95	89	85	87	22
80010081008	997	163	16.3		0	0	0	0		44	95	95	98	86	26
80010091009	1410	231	16.4		0	0	0	0		53	120	133	112	113	37
80010111011	1218	211	17.3		0	0	0	0		59	101	96	96	93	35
80010121012	715	228	31.9		0	0	0	0		48	139	130	117	127	19
80010141014	98	60	61.2		0	0	0	0		7	30	31	35	26	6
80010171017	788	112	14.2		0	0	0	0		20	67	62	63	58	11
80010191019	549	74	13.5		0	0	0	0		11	36	40	40	36	7
80010201020	874	138	15.8		0	0	0	0		39	58	64	55	64	21
80010221022	781	118	15.1		0	0	0	0		27	67	77	72	69	21
80010241024	707	95	13.4		0	0	0	0		23	53	57	55	58	15
80010251025	31	20	64.5		0	0	0	0		7	11	7	9	7	7
80010261026	383	66	17.2		0	0	0	0		17	30	29	30	28	12
80010271027	1327	269	20.3		0	0	0	0		60	162	163	159	153	44
80010281028	793	116	14.6		0	0	0	0		20	66	63	66	64	20
80010291029	150	101	67.3		0	0	0	0		18	45	51	47	45	13
80010351035	215	144	67.0		0	0	0	0		27	89	82	78	78	20
80010361036	1082	225	20.8		0	0	0	0		29	124	129	120	111	25
80010391039	401	137	34.2		0	0	0	0		31	88	83	89	84	20
80010411041	638	85	13.3		0	0	0	0		17	45	48	38	42	13
80010421042	916	212	23.1		0	0	0	0		53	130	126	122	119	40
80010441044	32	12	37.5		0	0	0	0		1	4	4	5	4	2
80010451045	84	57	67.9		0	0	0	0		11	31	33	33	32	7
80010491049	514	77	15.0		0	0	0	0		13	38	42	41	46	11
80010541054	23	21	91.3		0	0	0	0		3	13	13	12	9	4
80010561056	171	98	57.3		0	0	0	0		18	50	54	54	45	23
80010631063	1151	211	18.3		0	0	0	0		39	122	123	123	121	32
80010681068	598	132	22.1		0	0	0	0		17	98	92	87	82	21
80010751075	15	0	0.0		0	0	0	0		0	0	0	0	0	0
80010761076	29	22	75.9		0	0	0	0		3	6	5	7	6	3
80010771077	49	33	67.3		0	0	0	0		8	17	16	15	12	7
80010781078	162	106	65.4		0	0	0	0		16	58	56	57	54	13
80012011201	239	118	49.4		0	0	0	0		25	71	73	67	59	24
80012021202	297	61	20.5		0	0	0	0		12	40	39	31	33	9
80012031203	4	0	0.0		0	0	0	0		0	0	0	0	0	0
80012081208	281	75	26.7		0	0	0	0		14	56	53	50	46	10
80020002000	9	1	11.1		0	0	0	0		0	1	1	1	1	0
80020092009	11	7	63.6		5	1	0	4		0	0	0	0	0	0
80020202020	87	55	63.2	19	24	2	24	4		0	0	0	0	0	0
80020222022	409	79	19.3		0	0	0	0		11	50	54	52	49	16
80020232023	980	184	18.8		94	60	24	114		0	0	0	0	0	0
80020242024	675	129	19.1		53	40	17	81		0	0	0	0	0	0
80020252025	908	175	19.3		75	67	27	98		0	0	0	0	0	0
80020262026	521	100	19.2		38	31	13	55		0	0	0	0	0	0
80020272027	396	78	19.7		28	25	11	52		0	0	0	0	0	0
80020292029	828	119	14.4		38	51	18	70		0	0	0	0	0	0
80020302030	911	139	15.3		52	44	16	87		0	0	0	0	0	0
80020312031	796	181	22.7		77	71	16	114		0	0	0	0	0	0
80020322032	949	205	21.6		88	84	13	128		0	0	0	0	0	0
80020332033	1225	198	16.2		77	65	23	137		0	0	0	0	0	0
80020352035	1102	174	15.8		91	61	19	101		0	0	0	0	0	0
80020362036	2	0	0.0		0	0	0	0		0	0	0	0	0	0
80020382038	315	51	16.2		16	23	5	30		0	0	0	0	0	0
80020392039	195	115	59.0		61	39	15	73		0	0	0	0	0	0
80020412041	400	96	24.0		40	32	4	53		0	0	0	0	0	0
80020442044	26	26	100.0		17	12	2	16		0	0	0	0	0	0
80020452045	34	20	58.8		0	0	0	0		8	7	7	10	8	6
80020482048	832	170	20.4		0	0	0	0		31	105	99	98	95	24
80020502050	35	19	54.3		12	4	2	14		0	0	0	0	0	0
80020512051	1340	264	19.7		118	89	23	171		0	0	0	0	0	0
80020522052	1141	273	23.9		123	121	16	170		0	0	0	0	0	0
80020532053	1159	301	26.0		136	123	22	187		0	0	0	0	0	0

	Aptos/La Selva Fire District Central Fire District															
19	Registration	Ballots Cast	Turnout (%)		Aptos/La Selva Fire Director Vote for 2 Vincent Hurley	Charlene C. Ebey	David Barbin	Don Ramos		Central Fire Director Vote for 3 Owen McCormick	Ron Pederson	Lido Gemignani	Mills J. Ridgway		Central Fire Director (Short Term) (2) Jack Darrrough	Christopher Robarchek
80020542054	63	37	58.7		13	7	5	23		0	0	0	0		0	0
80020552055	1016	185	18.2		85	62	16	115		0	0	0	0		0	0
80022012201	977	152	15.6		0	0	0	0		37	89	83	87		82	25
80022022202	689	127	18.4		0	0	0	0		26	82	84	81		79	26
80022042204	876	172	19.6		0	0	0	0		40	109	103	106		110	30
80022052205	842	184	21.9		0	0	0	0		42	106	119	117		106	33
80022062206	678	94	13.9		0	0	0	0		25	53	49	50		49	18
80022072207	10	0	0.0		0	0	0	0		0	0	0	0		0	0
80022082208	916	130	14.2		0	0	0	0		31	68	68	59		58	18
80030083008	826	140	16.9		0	0	0	0		28	71	71	66		76	17
Precinct Totals	43331	16877	38.9		2758	1992	784	3921		2402	4978	5049	4646		4542	1653
Absentee Totals	43331	8791	20.3		1356	1136	309	1917		1177	3220	3212	3107		3009	864
Grand Totals	43331	25668	59.2		4114	3128	1093	5838		3579	8198	8261	7753		7551	2517

Denise Lundell
239
210
160
182
300
204
102
0
149
92
136
127
147
0
73
229
195
0
0
226
56
114
168
0
0
120
0
0
202
174
0
0
0
0
43
0
58
0
0
0
87
0
0
0
0
0
0
0
0
0
0
0
0
0
0
159
0
0
0
0
0
0
0
216
131
217

Denise Lundell
182
120
0
165
174
121
100
99
92
134
108
137
32
63
44
63
72
60
9
33
175
60
51
84
123
98
46
129
4
32
38
12
46
121
90
0
5
16
58
68
37
0
53
1
0
0
46
0
0
0
0
0
0
0
0
0
0
0
0
0
0
0
0
0
0
0
0
7
107
0
0
0
0

Denise Lundell
0
0
97
81
101
112
43
0
68
78
5157
3254
8411

***Grand Totals 19	Aptos/La Selva Fire District Central Fire District															
	Registration	Ballots Cast	Turnout (%)		Aptos/La Selva Fire Director Vote for 2 Vincent Hurley	Charlene C. Ebey	David Barbin	Don Ramos		Central Fire Director Vote for 3 Owen McCormick	Ron Pederson	Lido Gemignani	Mills J. Ridgway		Central Fire Director (Short Term) (2) Jack Darrrough	Christopher Robarchek
Santa Cruz County	43331	25668	59.2		4114	3128	1093	5838		3579	8198	8261	7753		7551	2517
14th Congressional Distr	3037	1941	63.9		17	12	2	16		329	982	1007	969		872	292
17th Congressional Distr	40294	23727	58.9		4097	3116	1091	5822		3250	7216	7254	6784		6679	2225
11th Senatorial District	29739	17020	57.2		1463	1080	470	2160		3075	6789	6827	6369		6268	2100
15th Senatorial District	13592	8648	63.6		2651	2048	623	3678		504	1409	1434	1384		1283	417
27th Assembly District	43331	25668	59.2		4114	3128	1093	5838		3579	8198	8261	7753		7551	2517
1st Supervisorial Distri	21152	11935	56.4		0	0	0	0		2601	6060	6104	5707		5536	1833
2nd Supervisorial Distri	21353	13258	62.1		4114	3128	1093	5838		869	1911	1930	1843		1778	609
3rd Supervisorial Distri	826	475	57.5		0	0	0	0		109	227	227	203		237	75
City Of Capitola	5809	3325	57.2		0	0	0	0		830	1756	1767	1661		1613	562
Unincorporated Area	37522	22343	59.5		4114	3128	1093	5838		2749	6442	6494	6092		5938	1955

Denise Lundell
8411
969
7442
7002
1409
8411
6219
1940
252
1792
6619


***Absentee Totals 19	Aptos/La Selva Fire District Central Fire District															
	Registration	Ballots Cast	Turnout (%)		Aptos/La Selva Fire Director Vote for 2 Vincent Hurley	Charlene C. Ebey	David Barbin	Don Ramos		Central Fire Director Vote for 3 Owen McCormick	Ron Pederson	Lido Gemignani	Mills J. Ridgway		Central Fire Director (Short Term) (2) Jack Darrough	Christopher Robarchek
Santa Cruz County	43331	8791	20.3		1356	1136	309	1917		1177	3220	3212	3107		3009	864
14th Congressional Distr	3037	906	29.8		17	12	2	16		145	472	482	478		431	140
17th Congressional Distr	40294	7885	19.6		1339	1124	307	1901		1032	2748	2730	2629		2578	724
11th Senatorial District	29739	5606	18.9		476	394	140	688		949	2540	2530	2428		2375	667
15th Senatorial District	13592	3185	23.4		880	742	169	1229		228	680	682	679		634	197
27th Assembly District	43331	8791	20.3		1356	1136	309	1917		1177	3220	3212	3107		3009	864
1st Supervisorial Distri	21152	4411	20.9		0	0	0	0		898	2479	2474	2380		2296	651
2nd Supervisorial Distri	21353	4240	19.9		1356	1136	309	1917		251	670	667	661		637	196
3rd Supervisorial Distri	826	140	16.9		0	0	0	0		28	71	71	66		76	17
City Of Capitola	5809	1113	19.2		0	0	0	0		252	674	671	648		622	193
Unincorporated Area	37522	7678	20.5		1356	1136	309	1917		925	2546	2541	2459		2387	671

Denise Lundell
3254
461
2793
2577
677
3254
2513
663
78
660
2594

20	Scotts Valley Fire District Scotts Valley Water District															
	Registration	Ballots Cast	Turnout (%)		Scotts Valley Fire Director Vote for 2 Marshall Masters	Kevin E. Zierman	Jane Armstrong	Rudy J. Cabigas	Richard Clark	Michael Shulman		Scotts Valley Water Director Vote for 3 Dave Hodgkin	Rick Maday	Andrew Key	Roger R. Kern	William "Bill" Kassis
10101010	26	0	0.0		0	0	0	0	0	0		0	0	0	0	0
10151015	22	0	0.0		0	0	0	0	0	0		0	0	0	0	0
10311031	232	0	0.0		0	0	0	0	0	0		0	0	0	0	0
10321032	506	218	43.1		6	15	51	110	55	49		0	0	0	0	0
10481048	504	254	50.4		10	15	48	119	87	75		0	0	0	0	0
10501050	596	235	39.4		4	20	56	107	65	71		0	0	0	0	0
10511051	9	0	0.0		0	0	0	0	0	0		0	0	0	0	0
10521052	115	0	0.0		0	0	0	0	0	0		0	0	0	0	0
10581058	35	0	0.0		0	0	0	0	0	0		0	0	0	0	0
10591059	30	0	0.0		0	0	0	0	0	0		0	0	0	0	0
10611061	2	0	0.0		0	0	0	0	0	0		0	0	0	0	0
10621062	10	0	0.0		0	0	0	0	0	0		0	0	0	0	0
10641064	70	0	0.0		0	0	0	0	0	0		0	0	0	0	0
10791079	4	0	0.0		0	0	0	0	0	0		0	0	0	0	0
50025002	6	1	16.7		0	0	0	1	0	1		0	0	0	0	0
50305030	114	0	0.0		0	0	0	0	0	0		0	0	0	0	0
50325032	296	146	49.3		9	7	29	77	56	44		0	0	0	0	0
50335033	380	145	38.2		13	10	19	73	42	41		0	0	0	0	0
50345034	244	0	0.0		0	0	0	0	0	0		0	0	0	0	0
50355035	194	0	0.0		0	0	0	0	0	0		0	0	0	0	0
50375037	370	182	49.2		1	12	30	98	46	66		0	0	0	0	0
50385038	210	0	0.0		0	0	0	0	0	0		0	0	0	0	0
50445044	3	0	0.0		0	0	0	0	0	0		0	0	0	0	0
50505050	231	0	0.0		0	0	0	0	0	0		0	0	0	0	0
50545054	34	0	0.0		0	0	0	0	0	0		0	0	0	0	0
54015401	859	460	53.6		11	19	88	235	150	156		0	0	0	0	0
54025402	557	206	37.0		6	11	38	77	74	60		0	0	0	0	0
54035403	1181	497	42.1		14	27	112	247	173	147		171	235	88	188	220
54055405	939	338	36.0		14	22	54	205	104	102		113	148	65	138	138
54065406	1011	386	38.2		18	25	91	196	125	110		162	170	69	131	181
54075407	971	426	43.9		9	23	89	211	159	128		184	215	63	177	171
54095409	6	0	0.0		0	0	0	0	0	0		0	0	0	0	0
54115411	126	0	0.0		0	0	0	0	0	0		0	0	0	0	0
54135413	1061	492	46.4		15	38	76	272	163	169		188	231	70	199	232
80010101010	26	18	69.2		0	2	6	9	3	11		0	0	0	0	0
80010151015	22	13	59.1		0	1	3	6	3	2		0	0	0	0	0
80010311031	232	146	62.9		4	12	28	80	40	33		0	0	0	0	0
80010321032	506	105	20.8		5	9	26	43	29	22		0	0	0	0	0
80010481048	504	101	20.0		0	5	24	44	35	24		0	0	0	0	0
80010501050	596	143	24.0		3	6	33	62	65	35		0	0	0	0	0
80010511051	9	0	0.0		0	0	0	0	0	0		0	0	0	0	0
80010521052	115	63	54.8		2	1	12	35	17	18		18	31	9	25	26
80010581058	35	30	85.7		1	1	9	13	11	7		0	0	0	0	0
80010591059	30	19	63.3		1	0	1	14	7	7		0	0	0	0	0
80010611061	2	0	0.0		0	0	0	0	0	0		0	0	0	0	0
80010621062	10	0	0.0		0	0	0	0	0	0		0	0	0	0	0
80010641064	70	45	64.3		1	3	6	26	22	13		0	0	0	0	0
80010791079	4	4	100.0		0	0	0	1	1	2		0	0	0	0	0
80050025002	6	0	0.0		0	0	0	0	0	0		0	0	0	0	0
80050305030	114	78	68.4		0	3	23	44	30	21		0	0	0	0	0
80050325032	296	52	17.6		3	3	10	27	24	18		0	0	0	0	0
80050335033	380	79	20.8		0	3	15	50	29	22		0	0	0	0	0
80050345034	244	160	65.6		1	6	26	72	70	44		0	0	0	0	0
80050355035	194	125	64.4		5	4	38	67	49	33		0	0	0	0	0
80050375037	370	57	15.4		2	8	16	31	18	13		0	0	0	0	0
80050385038	210	142	67.6		6	7	28	74	70	28		0	0	0	0	0
80050445044	3	3	100.0		1	0	0	0	2	1		0	0	0	0	0
80050505050	231	151	65.4		7	8	34	86	48	44		65	68	43	64	64
80050545054	34	24	70.6		2	3	3	10	13	5		0	0	0	0	0
80054015401	859	148	17.2		3	5	24	77	63	52		0	0	0	0	0
80054025402	557	180	32.3		3	7	53	84	79	33		0	0	0	0	0
80054035403	1181	194	16.4		4	5	44	105	68	69		83	86	27	71	71
80054055405	939	175	18.6		4	12	37	94	67	57		65	97	20	85	89
80054065406	1011	150	14.8		3	7	38	75	64	42		56	83	22	69	76
80054075407	971	230	23.7		6	12	69	108	97	78		110	119	30	92	100
80054095409	6	4	66.7		0	0	1	3	2	1		0	0	0	0	0
80054115411	126	76	60.3		5	4	11	40	24	35		0	0	0	0	0
80054135413	1061	216	20.4		10	18	54	122	82	75		101	113	39	97	98
Precinct Totals	10954	3986	36.4		130	244	781	2028	1299	1219		818	999	355	833	942

		Scotts Valley Fire District Scotts Valley Water District																				
20																						
		Registration																				
		Ballots Cast																				
		Turnout (%)																				
		Scotts Valley Fire Director Vote for 2 Marshall Masters																				
		Kevin E. Zierman																				
		Jane Armstrong																				
		Rudy J. Cabigas																				
		Richard Clark																				
		Michael Shulman																				
		Scotts Valley Water Director Vote for 3 Dave Hodgkin																				
		Rick Maday																				
		Andrew Key																				
		Roger R. Kern																				
		William "Bill" Kassis																				
	Absentee Totals	10954	2931	26.8		82	155	672	1502	1132	845		498	597	190	503	524					
	Grand Totals	10954	6917	63.1		212	399	1453	3530	2431	2064		1316	1596	545	1336	1466					






***Grand Totals 20	Scotts Valley Fire District Scotts Valley Water District															
	Registration	Ballots Cast	Turnout (%)		Scotts Valley Fire Director Vote for 2 Marshal Masters	Kevin E. Zierman	Jane Armstrong	Rudy J. Cabigas	Richard Clark	Michael Shulman		Scotts Valley Water Director Vote for 3 Dave Hodgkin	Rick Maday	Andrew Key	Roger R. Kern	William "Bill" Kassis
Santa Cruz County	10954	6917	63.1		212	399	1453	3530	2431	2064		1316	1596	545	1336	1466
14th Congressional Distr	10920	6893	63.1		210	396	1450	3520	2418	2059		1316	1596	545	1336	1466
17th Congressional Distr	34	24	70.6		2	3	3	10	13	5		0	0	0	0	0
11th Senatorial District	38	28	73.7		2	3	3	11	14	7		0	0	0	0	0
15th Senatorial District	10916	6889	63.1		210	396	1450	3519	2417	2057		1316	1596	545	1336	1466
27th Assembly District	10954	6917	63.1		212	399	1453	3530	2431	2064		1316	1596	545	1336	1466
1st Supervisorial Distri	2161	1394	64.5		37	90	303	669	440	369		18	31	9	25	26
5th Supervisorial Distri	8793	5523	62.8		175	309	1150	2861	1991	1695		1298	1565	536	1311	1440
City Of Scotts Valley	6711	4178	62.3		125	235	879	2151	1494	1314		1233	1497	493	1247	1376
Unincorporated Area	4243	2739	64.6		87	164	574	1379	937	750		83	99	52	89	90

***Absentee Totals 20	Scotts Valley Fire District Scotts Valley Water District															
	Registration	Ballots Cast	Turnout (%)		Scotts Valley Fire Director Vote for 2 Marshal Masters	Kevin E. Zierman	Jane Armstrong	Rudy J. Cabigas	Richard Clark	Michael Shulman		Scotts Valley Water Director Vote for 3 Dave Hodgkin	Rick Maday	Andrew Key	Roger R. Kern	William "Bill" Kassis
Santa Cruz County	10954	2931	26.8		82	155	672	1502	1132	845		498	597	190	503	524
14th Congressional Distr	10920	2907	26.6		80	152	669	1492	1119	840		498	597	190	503	524
17th Congressional Distr	34	24	70.6		2	3	3	10	13	5		0	0	0	0	0
11th Senatorial District	38	28	73.7		2	3	3	11	14	7		0	0	0	0	0
15th Senatorial District	10916	2903	26.6		80	152	669	1491	1118	838		498	597	190	503	524
27th Assembly District	10954	2931	26.8		82	155	672	1502	1132	845		498	597	190	503	524
1st Supervisorial Distri	2161	687	31.8		17	40	148	333	233	174		18	31	9	25	26
5th Supervisorial Distri	8793	2244	25.5		65	115	524	1169	899	671		480	566	181	478	498
City Of Scotts Valley	6711	1373	20.5		38	70	331	708	546	442		415	498	138	414	434
Unincorporated Area	4243	1558	36.7		44	85	341	794	586	403		83	99	52	89	90

Soquel Creek Water District														
21	Registration	Ballots Cast	Turnout (%)	Soquel Creek Water Director Vote for 3 Jack Beebe	Cherie Bobbe	Murray L. Nass	Daniel F. Kriege	Bruce Jaffe	Nancy Wells	Richard F. Wameling	Katherine Sweet	Leisa H. Signorelli		
10211021	2	0	0.0	0	0	0	0	0	0	0	0	0		
10291029	150	1	0.7	0	0	1	0	1	0	0	0	1		
10361036	1082	459	42.4	170	133	32	169	221	125	58	165	8		
10401040	78	0	0.0	0	0	0	0	0	0	0	0	0		
10411041	638	224	35.1	68	85	18	63	129	60	19	95	10		
10421042	916	328	35.8	136	76	22	141	163	101	31	96	5		
10491049	514	235	45.7	80	78	17	69	113	69	16	91	7		
10591059	30	0	0.0	0	0	0	0	0	0	0	0	0		
10631063	1151	398	34.6	161	99	26	157	200	121	46	137	17		
10771077	49	0	0.0	0	0	0	0	0	0	0	0	0		
12031203	4	0	0.0	0	0	0	0	0	0	0	0	0		
12081208	281	99	35.2	34	28	6	29	48	28	9	33	6		
20202020	87	0	0.0	0	0	0	0	0	0	0	0	0		
20222022	409	170	41.6	52	59	7	53	82	37	16	60	6		
20232023	980	487	49.7	191	140	18	194	262	139	47	147	12		
20242024	675	308	45.6	124	54	20	102	138	81	34	81	11		
20252025	908	392	43.2	144	101	24	150	211	107	51	109	8		
20272027	396	177	44.7	54	68	7	51	103	31	9	69	1		
20282028	20	0	0.0	0	0	0	0	0	0	0	0	0		
20292029	828	366	44.2	130	112	19	110	186	92	29	124	6		
20302030	911	425	46.7	134	122	31	128	223	90	28	147	11		
20312031	796	365	45.9	120	89	17	131	180	90	28	101	2		
20322032	949	444	46.8	166	130	22	172	213	135	36	135	1		
20332033	1225	552	45.1	221	142	33	220	257	172	54	153	10		
20352035	1102	537	48.7	220	117	25	209	240	263	38	119	10		
20392039	195	1	0.5	0	0	0	1	0	0	0	1	0		
20442044	26	0	0.0	0	0	0	0	0	0	0	0	0		
20482048	832	317	38.1	113	107	25	121	145	94	39	104	3		
20512051	1340	536	40.0	181	178	29	176	274	135	52	170	10		
20522052	1141	492	43.1	207	106	29	233	201	176	59	120	6		
20532053	1159	463	39.9	189	102	31	174	215	143	52	144	14		
22012201	977	428	43.8	138	126	20	148	230	110	43	129	14		
22022202	689	264	38.3	100	88	10	89	129	73	19	95	10		
22042204	876	385	43.9	154	104	27	161	202	95	35	137	7		
22052205	842	334	39.7	128	101	20	109	156	89	31	117	10		
22062206	678	266	39.2	107	83	17	68	119	63	24	85	5		
22082208	916	350	38.2	109	103	16	105	175	79	33	118	9		
80010211021	2	0	0.0	0	0	0	0	0	0	0	0	0		
80010291029	150	100	66.7	32	36	9	30	42	23	6	35	3		
80010361036	1082	226	20.9	98	65	10	106	112	78	20	64	4		
80010401040	78	42	53.8	12	11	2	11	20	5	4	13	1		
80010411041	638	85	13.3	28	19	6	27	45	20	13	32	2		
80010421042	916	213	23.3	107	50	15	77	98	83	27	63	9		
80010491049	514	77	15.0	30	20	2	29	39	22	8	26	1		
80010591059	30	19	63.3	5	2	3	6	12	5	3	8	2		
80010631063	1151	211	18.3	103	69	18	88	88	77	26	54	8		
80010771077	49	33	67.3	17	11	0	13	18	13	1	12	0		
80012031203	4	0	0.0	0	0	0	0	0	0	0	0	0		
80012081208	281	76	27.0	39	25	2	33	40	21	9	21	1		
80020202020	87	55	63.2	35	8	2	37	23	23	4	12	0		
80020222022	409	79	19.3	36	19	7	36	34	31	8	18	1		
80020232023	980	184	18.8	78	62	11	66	97	52	25	64	6		
80020242024	675	129	19.1	61	35	4	48	60	52	12	41	3		
80020252025	908	175	19.3	75	44	5	59	88	61	14	46	4		
80020272027	396	78	19.7	27	29	3	34	43	21	5	31	3		
80020282028	20	12	60.0	3	4	2	2	9	3	3	2	0		
80020292029	828	119	14.4	43	45	12	47	63	33	11	41	2		
80020302030	911	139	15.3	51	26	7	55	65	41	14	31	0		
80020312031	796	181	22.7	78	45	9	82	88	61	17	47	10		
80020322032	949	205	21.6	109	46	7	87	97	81	12	48	1		
80020332033	1225	198	16.2	86	47	6	85	93	87	17	49	2		
80020352035	1102	174	15.8	75	39	9	65	90	75	15	35	3		
80020392039	195	115	59.0	44	31	11	49	51	36	14	25	5		
80020442044	26	26	100.0	14	6	3	12	15	5	2	11	1		
80020482048	832	170	20.4	67	50	9	65	91	51	11	59	2		
80020512051	1340	264	19.7	113	71	16	98	128	92	27	68	7		
80020522052	1141	273	23.9	135	38	24	132	111	113	29	58	8		
80020532053	1159	301	26.0	147	65	10	142	129	123	29	62	3		
80022012201	977	151	15.5	72	35	6	70	67	60	16	42	4		

21	Soquel Creek Water District														
	Registration	Ballots Cast	Turnout (%)		Soquel Creek Water Director Vote for 3 Jack Beebe	Cherie Bobbe	Murray L. Nass	Daniel F. Kriege	Bruce Jaffe	Nancy Wells	Richard F. Wameling	Katherine Sweet	Leisa H. Signorelli		
80022022202	689	127	18.4		62	37	10	53	62	46	10	45	3		
80022042204	876	172	19.6		77	37	15	78	91	57	26	46	7		
80022052205	842	184	21.9		80	49	11	73	91	61	12	52	7		
80022062206	678	94	13.9		41	26	5	29	41	33	12	32	2		
80022082208	916	130	14.2		38	31	8	44	49	44	12	39	6		
Precinct Totals	23852	9803	41.1		3631	2731	569	3533	4816	2798	936	3083	219		
Absentee Totals	23852	4817	20.2		2118	1233	279	1968	2290	1689	474	1332	121		
Grand Totals	23852	14620	61.3		5749	3964	848	5501	7106	4487	1410	4415	340		





***Grand Totals	Soquel Creek Water District														
21	Registration	Ballots Cast	Turnout (%)		Soquel Creek Water Director Vote for 3 Jack Beebe	Cherie Bobbe	Murray L. Nass	Daniel F. Kriege	Bruce Jaffe	Nancy Wells	Richard F. Wameling	Katherine Sweet	Leisa H. Signorelli		
Santa Cruz County	23852	14620	61.3		5749	3964	848	5501	7106	4487	1410	4415	340		
14th Congressional Distr	1826	1155	63.3		436	342	74	436	557	322	118	387	26		
17th Congressional Distr	22026	13465	61.1		5313	3622	774	5065	6549	4165	1292	4028	314		
11th Senatorial District	13681	8092	59.1		3105	2362	466	2895	4053	2308	793	2606	214		
15th Senatorial District	10171	6528	64.2		2644	1602	382	2606	3053	2179	617	1809	126		
27th Assembly District	23852	14620	61.3		5749	3964	848	5501	7106	4487	1410	4415	340		
1st Supervisorial Distri	4895	2826	57.7		1120	807	189	1048	1389	851	296	946	84		
2nd Supervisorial Distri	18957	11794	62.2		4629	3157	659	4453	5717	3636	1114	3469	256		
City Of Capitola	5263	3060	58.1		1179	873	173	1089	1500	859	291	991	91		
Unincorporated Area	18589	11560	62.2		4570	3091	675	4412	5606	3628	1119	3424	249		

***Absentee Totals	Soquel Creek Water District														
21															
	Registration	Ballots Cast	Turnout (%)		Soquel Creek Water Director Vote for 3 Jack Beebe	Cherie Bobbe	Murray L. Nass	Daniel F. Kriege	Bruce Jaffe	Nancy Wells	Richard F. Wameling	Katherine Sweet	Leisa H. Signorelli		
Santa Cruz County	23852	4817	20.2		2118	1233	279	1968	2290	1689	474	1332	121		
14th Congressional Distr	1826	525	28.8		214	150	34	214	253	160	44	161	12		
17th Congressional Distr	22026	4292	19.5		1904	1083	245	1754	2037	1529	430	1171	109		
11th Senatorial District	13681	2526	18.5		1089	707	147	993	1233	842	257	765	68		
15th Senatorial District	10171	2291	22.5		1029	526	132	975	1057	847	217	567	53		
27th Assembly District	23852	4817	20.2		2118	1233	279	1968	2290	1689	474	1332	121		
1st Supervisorial Distri	4895	1082	22.1		471	308	67	420	514	347	117	328	31		
2nd Supervisorial Distri	18957	3735	19.7		1647	925	212	1548	1776	1342	357	1004	90		
City Of Capitola	5263	934	17.7		409	240	57	380	441	322	97	277	30		
Unincorporated Area	18589	3883	20.9		1709	993	222	1588	1849	1367	377	1055	91		

Pajaro Valley Fire District Pajaro Valley Water Mgt. Agency													
22	Registration	Ballots Cast	Turnout (%)	Pajaro Valley Fire Director Vote for 2 Grant Estrada	Randy Craven	Rudy A. Lopez	Parajo Valley Water Mgt. Director, Division A (1) Ralph Miljanich	Roberto L. Garcia	Sheri L. Damon	Pajaro Valley Water Mgt. Director, Division C (1) Douglas Mc Kinney	David E. Mc Cabe	Wanda "Gwen" Carroll	
20012001	764	300	39.3	104	102	161	124	101	32	0	0	0	
20022002	6	0	0.0	0	0	0	0	0	0	0	0	0	
20032003	175	0	0.0	0	0	0	0	0	0	0	0	0	
20042004	124	0	0.0	0	0	0	0	0	0	0	0	0	
20052005	49	0	0.0	0	0	0	0	0	0	0	0	0	
20082008	546	194	35.5	73	82	99	86	50	28	0	0	0	
20092009	11	0	0.0	0	0	0	0	0	0	0	0	0	
20102010	791	289	36.5	0	0	0	126	53	31	0	0	0	
20122012	807	270	33.5	96	134	132	0	0	0	0	0	0	
20172017	1043	461	44.2	0	0	0	244	85	55	0	0	0	
20212021	111	0	0.0	0	0	0	0	0	0	0	0	0	
20342034	67	0	0.0	0	0	0	0	0	0	0	0	0	
20372037	417	143	34.3	0	0	0	71	29	22	0	0	0	
20382038	315	133	42.2	0	0	0	70	26	16	0	0	0	
20392039	195	1	0.5	0	0	0	0	1	0	0	0	0	
20422042	472	210	44.5	0	0	0	123	33	33	0	0	0	
20462046	151	0	0.0	0	0	0	0	0	0	0	0	0	
20472047	71	2	2.8	0	0	0	0	2	0	0	0	0	
20492049	48	0	0.0	0	0	0	0	0	0	0	0	0	
20502050	35	0	0.0	0	0	0	0	0	0	0	0	0	
20582058	119	0	0.0	0	0	0	0	0	0	0	0	0	
20602060	41	0	0.0	0	0	0	0	0	0	0	0	0	
23312331	608	281	46.2	0	0	0	95	130	29	0	0	0	
23412341	309	87	28.2	0	0	0	36	34	8	0	0	0	
40014001	2	0	0.0	0	0	0	0	0	0	0	0	0	
40074007	883	327	37.0	177	130	144	0	0	0	0	0	0	
40084008	256	0	0.0	0	0	0	0	0	0	0	0	0	
40094009	189	0	0.0	0	0	0	0	0	0	0	0	0	
40164016	578	212	36.7	78	52	130	0	0	0	0	0	0	
40184018	436	141	32.3	56	40	95	0	0	0	0	0	0	
40264026	472	217	46.0	92	78	103	0	0	0	0	0	0	
40274027	11	0	0.0	0	0	0	0	0	0	0	0	0	
40294029	78	0	0.0	0	0	0	0	0	0	0	0	0	
40304030	493	172	34.9	93	58	82	0	0	0	0	0	0	
43104310	657	192	29.2	0	0	0	32	127	21	0	0	0	
43114311	1198	305	25.5	0	0	0	0	0	0	101	53	111	
43174317	231	0	0.0	0	0	0	0	0	0	0	0	0	
43314331	158	0	0.0	0	0	0	0	0	0	0	0	0	
43444344	708	262	37.0	0	0	0	80	125	25	0	0	0	
43454345	149	0	0.0	0	0	0	0	0	0	0	0	0	
43514351	367	116	31.6	0	0	0	0	0	0	46	21	36	
43544354	941	257	27.3	0	0	0	0	0	0	92	45	90	
43634363	387	178	46.0	0	0	0	0	0	0	43	54	68	
43644364	404	170	42.1	0	0	0	0	0	0	55	34	59	
43714371	543	261	48.1	0	0	0	0	0	0	56	73	109	
43724372	497	219	44.1	0	0	0	0	0	0	74	36	80	
43734373	1344	565	42.0	0	0	0	0	0	0	195	107	203	
43744374	300	96	32.0	0	0	0	0	0	0	34	19	36	
80020012001	764	112	14.7	49	56	61	49	36	15	0	0	0	
80020022002	6	1	16.7	0	0	0	0	0	0	0	0	0	
80020032003	175	113	64.6	43	47	47	48	20	17	0	0	0	
80020042004	124	89	71.8	63	27	38	0	0	0	0	0	0	
80020052005	49	31	63.3	13	13	15	15	4	5	0	0	0	
80020082008	546	100	18.3	34	36	46	44	22	15	0	0	0	
80020092009	11	7	63.6	0	0	0	5	0	1	0	0	0	
80020102010	791	198	25.0	0	0	0	97	39	21	0	0	0	
80020122012	807	165	20.4	74	86	76	0	0	0	0	0	0	
80020172017	1043	167	16.0	0	0	0	86	22	32	0	0	0	
80020212021	111	77	69.4	29	32	33	47	9	9	0	0	0	
80020342034	67	32	47.8	0	0	0	10	16	2	0	0	0	
80020372037	417	76	18.2	0	0	0	36	18	9	0	0	0	
80020382038	315	51	16.2	0	0	0	20	10	8	0	0	0	
80020392039	195	115	59.0	0	0	0	57	16	13	0	0	0	
80020422042	472	101	21.4	0	0	0	69	8	15	0	0	0	
80020462046	151	103	68.2	0	0	0	57	18	7	0	0	0	
80020472047	71	30	42.3	0	0	0	14	10	3	0	0	0	
80020492049	48	20	41.7	6	10	8	0	0	0	0	0	0	
80020502050	35	19	54.3	0	0	0	10	6	2	0	0	0	
80020582058	119	85	71.4	0	0	0	46	16	12	0	0	0	

Pajaro Valley Fire District Pajaro Valley Water Mgt. Agency															
22	Registration	Ballots Cast	Turnout (%)		Pajaro Valley Fire Director Vote for 2 Grant Estrada	Randy Craven	Rudy A. Lopez		Parajo Valley Water Mgt. Director, Division A (1) Ralph Miljanich	Roberto L. Garcia	Sheri L. Damon		Pajaro Valley Water Mgt. Director, Division C (1) Douglas Mc Kinney	David E. Mc Cabe	Wanda "Gwen" Carroll
80020602060	41	41	100.0		0	0	0		21	12	2		0	0	0
80023312331	608	85	14.0		0	0	0		33	28	15		0	0	0
80023412341	309	53	17.2		0	0	0		19	22	6		0	0	0
80040014001	2	1	50.0		0	0	0		0	1	0		0	0	0
80040074007	883	199	22.5		101	96	95		0	0	0		0	0	0
80040084008	256	113	44.1		48	61	45		0	0	0		0	0	0
80040094009	189	99	52.4		40	31	57		0	0	0		0	0	0
80040164016	578	69	11.9		20	31	33		0	0	0		0	0	0
80040184018	436	60	13.8		16	20	42		0	0	0		0	0	0
80040264026	472	78	16.5		39	42	40		0	0	0		0	0	0
80040274027	11	0	0.0		0	0	0		0	0	0		0	0	0
80040294029	78	54	69.2		23	23	22		29	14	5		0	0	0
80040304030	493	112	22.7		55	50	53		0	0	0		0	0	0
80043104310	657	78	11.9		0	0	0		17	46	5		0	0	0
80043114311	1198	159	13.3		0	0	0		0	0	0		56	35	56
80043174317	231	81	35.1		0	0	0		0	0	0		44	10	14
80043314331	158	66	41.8		0	0	0		13	33	12		0	0	0
80043444344	708	82	11.6		0	0	0		47	21	6		0	0	0
80043454345	149	62	41.6		0	0	0		0	0	0		30	9	16
80043514351	367	70	19.1		0	0	0		0	0	0		27	2	32
80043544354	941	166	17.6		0	0	0		0	0	0		53	28	69
80043634363	387	70	18.1		0	0	0		0	0	0		16	17	31
80043644364	404	67	16.6		0	0	0		0	0	0		10	24	31
80043714371	543	106	19.5		0	0	0		0	0	0		27	30	37
80043724372	497	101	20.3		0	0	0		0	0	0		29	24	45
80043734373	1344	322	24.0		0	0	0		0	0	0		118	63	126
80043744374	300	75	25.0		0	0	0		0	0	0		28	18	24
Precinct Totals	18557	6061	32.7		769	676	946		1087	796	300		696	442	792
Absentee Totals	18557	4161	22.4		653	661	711		889	447	237		438	260	481
Grand Totals	18557	10222	55.1		1422	1337	1657		1976	1243	537		1134	702	1273




***Grand Totals		Pajaro Valley Fire District Pajaro Valley Water Mgt. Agency													
22	Registration	Ballots Cast	Turnout (%)		Pajaro Valley Fire Director Vote for 2 Grant Estrada	Randy Craven	Rudy A. Lopez		Parajo Valley Water Mgt. Director, Division A (1) Ralph Miljanich	Roberto L. Garcia	Sheri L. Damon		Pajaro Valley Water Mgt. Director, Division C (1) Douglas Mc Kinney	David E. Mc Cabe	Wanda "Gwen" Carroll
Santa Cruz County	18557	10222	55.1		1422	1337	1657		1976	1243	537		1134	702	1273
14th Congressional Distr	4621	2677	57.9		912	788	952		597	222	161		0	0	0
17th Congressional Distr	13936	7545	54.1		510	549	705		1379	1021	376		1134	702	1273
15th Senatorial District	18557	10222	55.1		1422	1337	1657		1976	1243	537		1134	702	1273
27th Assembly District	4637	2849	61.4		319	250	290		1277	439	315		0	0	0
28th Assembly District	13920	7373	53.0		1103	1087	1367		699	804	222		1134	702	1273
2nd Supervisorial Distri	7275	4242	58.3		584	625	716		1758	876	463		0	0	0
4th Supervisorial Distri	11282	5980	53.0		838	712	941		218	367	74		1134	702	1273
City Of Watsonville	8801	4632	52.6		0	0	0		372	566	127		1134	702	1273
Unincorporated Area	9756	5590	57.3		1422	1337	1657		1604	677	410		0	0	0

***Absentee Totals	Pajaro Valley Fire District Pajaro Valley Water Mgt. Agency														
22	Registration	Ballots Cast	Turnout (%)		Pajaro Valley Fire Director Vote for 2 Grant Estrada	Randy Craven	Rudy A. Lopez		Parajo Valley Water Mgt. Director, Division A (1) Ralph Miljanich	Roberto L. Garcia	Sheri L. Damon		Pajaro Valley Water Mgt. Director, Division C (1) Douglas Mc Kinney	David E. Mc Cabe	Wanda "Gwen" Carroll
Santa Cruz County	18557	4161	22.4		653	661	711		889	447	237		438	260	481
14th Congressional Distr	4621	1165	25.2		421	400	429		267	87	78		0	0	0
17th Congressional Distr	13936	2996	21.5		232	261	282		622	360	159		438	260	481
15th Senatorial District	18557	4161	22.4		653	661	711		889	447	237		438	260	481
27th Assembly District	4637	1440	31.1		226	192	208		643	212	158		0	0	0
28th Assembly District	13920	2721	19.5		427	469	503		246	235	79		438	260	481
2nd Supervisorial Distri	7275	1871	25.7		311	307	324		783	332	209		0	0	0
4th Supervisorial Distri	11282	2290	20.3		342	354	387		106	115	28		438	260	481
City Of Watsonville	8801	1643	18.7		0	0	0		129	150	44		438	260	481
Unincorporated Area	9756	2518	25.8		653	661	711		760	297	193		0	0	0


23	San Lorenzo Valley Water District Boulder Creek Recreation District														
	Registration	Ballots Cast	Turnout (%)		San Lorenzo Valley Water Director Vote for 3 Terry L. Vierra	Lawrence A. Prather	Gordon "Gordy" Stewart	James Rapoza	Janet A Laidlaw		Boulder Creek Recreation Director Vote for 2 George Galt	Gayle Loretta Noble	Paul Storm	Boulder Creek Recreation Director (Short Term) (1) Richard Gaughan	April M. Terrell
30053005	16	0	0.0		0	0	0	0	0		0	0	0	0	0
50105010	853	358	42.0		153	139	135	138	130		0	0	0	0	0
50115011	791	342	43.2		139	162	137	135	124		162	109	134	108	139
50125012	1181	539	45.6		258	254	178	249	131		0	0	0	0	0
50145014	215	0	0.0		0	0	0	0	0		0	0	0	0	0
50155015	190	0	0.0		0	0	0	0	0		0	0	0	0	0
50165016	964	433	44.9		252	228	148	198	136		236	132	179	163	163
50175017	80	0	0.0		0	0	0	0	0		0	0	0	0	0
50185018	736	335	45.5		0	0	0	0	0		155	127	135	108	156
50195019	826	414	50.1		219	192	150	183	135		225	130	168	156	154
50205020	777	317	40.8		157	159	107	150	102		162	117	122	117	131
50215021	299	110	36.8		48	44	46	40	39		0	0	0	0	0
50235023	875	348	39.8		196	192	139	173	100		0	0	0	0	0
50245024	33	0	0.0		0	0	0	0	0		0	0	0	0	0
50255025	43	0	0.0		0	0	0	0	0		0	0	0	0	0
50265026	376	142	37.8		74	72	55	67	45		77	48	64	37	60
50285028	143	0	0.0		0	0	0	0	0		0	0	0	0	0
50325032	296	146	49.3		65	76	38	76	30		0	0	0	0	0
50435043	1160	457	39.4		235	243	145	227	126		0	0	0	0	0
50445044	3	0	0.0		0	0	0	0	0		0	0	0	0	0
50485048	339	130	38.3		59	53	54	58	47		61	39	56	46	50
50565056	794	355	44.7		174	167	139	134	131		188	120	145	129	145
54015401	859	460	53.6		214	200	98	201	124		0	0	0	0	0
54025402	557	206	37.0		91	87	46	85	40		0	0	0	0	0
80030053005	16	7	43.8		3	0	2	1	2		0	0	0	0	0
80050105010	853	126	14.8		58	62	46	58	30		0	0	0	0	0
80050115011	791	88	11.1		44	46	33	45	29		49	25	39	30	31
80050125012	1181	179	15.2		90	91	65	84	61		0	0	0	0	0
80050145014	215	105	48.8		44	44	42	41	43		0	0	0	0	0
80050155015	190	101	53.2		37	42	46	46	30		0	0	0	0	0
80050165016	964	133	13.8		76	79	44	75	39		72	33	66	56	37
80050175017	80	41	51.3		15	22	15	21	10		0	0	0	0	0
80050185018	736	103	14.0		0	0	0	0	0		58	31	49	33	47
80050195019	826	111	13.4		68	57	32	61	32		59	36	52	44	43
80050205020	777	104	13.4		58	46	37	59	39		57	38	45	40	40
80050215021	299	58	19.4		32	31	14	28	13		0	0	0	0	0
80050235023	875	129	14.7		72	79	40	71	34		0	0	0	0	0
80050245024	33	22	66.7		8	9	11	7	6		0	0	0	0	0
80050255025	43	25	58.1		13	10	7	10	10		13	10	9	7	12
80050265026	376	53	14.1		31	28	20	19	19		31	20	24	21	22
80050285028	143	84	58.7		52	37	32	36	34		0	0	0	0	0
80050325032	296	52	17.6		25	32	16	23	11		0	0	0	0	0
80050435043	1160	231	19.9		139	136	68	123	73		0	0	0	0	0
80050445044	3	3	100.0		0	1	1	2	1		0	0	0	0	0
80050485048	339	70	20.6		29	31	25	32	28		43	26	32	29	21
80050565056	794	119	15.0		66	70	42	71	27		57	41	55	45	36
80054015401	859	148	17.2		70	79	39	78	35		0	0	0	0	0
80054025402	557	180	32.3		93	95	46	90	37		0	0	0	0	0
Precinct Totals	12406	5092	41.0		2334	2268	1615	2114	1440		1266	822	1003	864	998
Absentee Totals	12406	2272	18.3		1123	1127	723	1081	643		439	260	371	305	289
Grand Totals	12406	7364	59.4		3457	3395	2338	3195	2083		1705	1082	1374	1169	1287



***Grand Totals 23	San Lorenzo Valley Water District Boulder Creek Recreation District															
	Registration	Ballots Cast	Turnout (%)		San Lorenzo Valley Water Director Vote for 3 Terry L. Vierra	Lawrence A. Prather	Gordon "Gordy" Stewart	James Rapoza	Janet A Laidlaw		Boulder Creek Recreation Director Vote for 2 George Galt	Gayle Loretta Noble	Paul Storm		Boulder Creek Recreation Director (Short Term) (1) Richard Gaughan	April M. Terrell
Santa Cruz County	12406	7364	59.4		3457	3395	2338	3195	2083		1705	1082	1374		1169	1287
14th Congressional Distr	12406	7364	59.4		3457	3395	2338	3195	2083		1705	1082	1374		1169	1287
11th Senatorial District	10501	6068	57.8		2862	2783	2008	2594	1775		1705	1082	1374		1169	1287
15th Senatorial District	1905	1296	68.0		595	612	330	601	308		0	0	0		0	0
27th Assembly District	12406	7364	59.4		3457	3395	2338	3195	2083		1705	1082	1374		1169	1287
3rd Supervisorial Distri	16	7	43.8		3	0	2	1	2		0	0	0		0	0
5th Supervisorial Distri	12390	7357	59.4		3454	3395	2336	3194	2081		1705	1082	1374		1169	1287
City Of Scotts Valley	1416	994	70.2		468	461	229	454	236		0	0	0		0	0
Unincorporated Area	10990	6370	58.0		2989	2934	2109	2741	1847		1705	1082	1374		1169	1287



***Absentee Totals	San Lorenzo Valley Water District Boulder Creek Recreation District														
23	Registration	Ballots Cast	Turnout (%)	San Lorenzo Valley Water Director Vote for 3 Terry L. Vierra	Lawrence A. Prather	Gordon "Gordy" Stewart	James Rapoza	Janet A Laidlaw		Boulder Creek Recreation Director Vote for 2 George Galt	Gayle Loretta Noble	Paul Storm		Boulder Creek Recreation Director (Short Term) (1) Richard Gaughan	April M. Terrell
Santa Cruz County	12406	2272	18.3	1123	1127	723	1081	643		439	260	371		305	289
14th Congressional Distr	12406	2272	18.3	1123	1127	723	1081	643		439	260	371		305	289
11th Senatorial District	10501	1788	17.0	898	878	575	842	529		439	260	371		305	289
15th Senatorial District	1905	484	25.4	225	249	148	239	114		0	0	0		0	0
27th Assembly District	12406	2272	18.3	1123	1127	723	1081	643		439	260	371		305	289
3rd Supervisorial Distri	16	7	43.8	3	0	2	1	2		0	0	0		0	0
5th Supervisorial Distri	12390	2265	18.3	1120	1127	721	1080	641		439	260	371		305	289
City Of Scotts Valley	1416	328	23.2	163	174	85	168	72		0	0	0		0	0
Unincorporated Area	10990	1944	17.7	960	953	638	913	571		439	260	371		305	289



Santa Cruz Port District Commissioner																
24	Registration	Ballots Cast	Turnout (%)		Santa Cruz Port District Commissioner Vote for 2 Michael C. Hanes	Lou Mata, Jr	Bill Geisreiter	Mike Guth	Billy Gloege	Mark A. Nicklanovich	William H. Kingsley	Christopher Wellise	Bill Williams	Paul J. Cogswell	Stephen E. Sibley	Tim Ruckle
10021002	1351	518	38.3		9	61	170	70	62	156	14	47	9	48	13	37
10051005	1150	423	36.8		16	47	108	50	40	100	14	55	12	45	28	29
10061006	929	370	39.8		8	47	96	45	28	89	23	38	12	50	23	26
10081008	997	399	40.0		9	50	107	44	24	82	25	26	11	48	20	35
10091009	1410	594	42.1		15	65	178	66	48	168	22	54	10	58	35	43
10111011	1218	408	33.5		11	54	105	39	20	108	10	38	8	55	19	44
10121012	715	197	27.6		8	24	47	15	26	46	12	20	6	20	15	12
10161016	88	0	0.0		0	0	0	0	0	0	0	0	0	0	0	0
10171017	788	368	46.7		9	41	99	57	38	97	16	20	10	36	15	20
10191019	549	238	43.4		2	28	55	63	19	47	6	18	3	26	9	20
10201020	874	287	32.8		9	39	79	46	18	67	11	20	8	42	13	19
10221022	781	281	36.0		5	46	61	34	25	55	15	26	10	37	13	22
10241024	707	271	38.3		7	33	71	28	16	80	20	22	6	38	20	23
10261026	383	143	37.3		3	15	34	27	16	30	4	14	2	25	8	10
10271027	1327	418	31.5		13	62	104	47	22	115	18	45	16	56	25	40
10321032	506	218	43.1		6	22	63	14	13	67	10	21	4	30	12	10
10351035	215	0	0.0		0	0	0	0	0	0	0	0	0	0	0	0
10361036	1082	459	42.4		15	51	108	35	22	113	19	51	11	66	20	31
10391039	401	101	25.2		4	13	28	8	10	28	3	11	7	13	5	11
10411041	638	224	35.1		6	37	49	13	14	45	14	29	3	36	16	17
10421042	916	328	35.8		13	27	94	28	23	107	13	19	6	36	20	15
10441044	32	0	0.0		0	0	0	0	0	0	0	0	0	0	0	0
10481048	504	254	50.4		3	23	107	13	8	101	9	8	5	26	17	8
10491049	514	235	45.7		6	24	64	24	15	58	7	14	4	24	9	12
10511051	9	0	0.0		0	0	0	0	0	0	0	0	0	0	0	0
10541054	23	0	0.0		0	0	0	0	0	0	0	0	0	0	0	0
10631063	1151	398	34.6		12	65	93	24	12	103	18	35	9	58	24	29
10641064	70	0	0.0		0	0	0	0	0	0	0	0	0	0	0	0
10691069	109	0	0.0		0	0	0	0	0	0	0	0	0	0	0	0
10751075	15	0	0.0		0	0	0	0	0	0	0	0	0	0	0	0
10771077	49	0	0.0		0	0	0	0	0	0	0	0	0	0	0	0
11011101	648	324	50.0		2	35	101	14	15	106	17	21	7	34	13	21
11031103	767	379	49.4		11	40	116	30	15	120	20	26	5	39	20	14
11131113	677	239	35.3		15	21	72	20	9	78	6	21	5	27	8	12
20002000	9	0	0.0		0	0	0	0	0	0	0	0	0	0	0	0
20222022	409	170	41.6		4	13	44	11	5	42	13	18	6	14	11	14
20482048	832	317	38.1		12	36	81	12	15	95	18	25	9	41	21	13
30083008	826	335	40.6		11	55	98	39	50	77	17	39	2	43	17	22
30143014	49	0	0.0		0	0	0	0	0	0	0	0	0	0	0	0
31023102	1250	597	47.8		12	68	130	59	27	120	18	39	19	55	20	40
31033103	1043	452	43.3		6	43	112	34	24	114	23	35	13	49	17	34
31043104	1224	635	51.9		10	45	161	52	32	160	26	55	15	48	30	62
31053105	1009	526	52.1		9	48	154	32	32	177	17	29	6	45	18	25
31083108	982	481	49.0		10	40	97	51	33	104	14	34	9	47	14	42
31133113	903	436	48.3		10	59	82	48	27	83	20	24	13	53	21	32
31143114	1193	596	50.0		13	67	112	62	29	107	19	59	20	63	28	63
31153115	1033	504	48.8		11	58	115	38	26	115	28	39	15	49	20	42
31163116	917	422	46.0		5	41	83	34	14	90	10	29	4	33	14	44
31193119	1090	504	46.2		13	26	78	38	30	86	14	52	14	55	26	55
31213121	1385	630	45.5		17	47	101	47	39	93	34	68	10	61	35	99
31233123	975	355	36.4		10	32	52	31	13	54	11	35	3	34	9	53
31253125	759	379	49.9		8	46	79	32	19	78	20	28	11	40	17	29
31293129	673	367	54.5		5	43	75	37	21	79	13	29	7	29	18	33
31303130	1143	535	46.8		17	55	158	39	28	163	23	46	10	54	29	34
31403140	723	401	55.5		5	28	145	34	21	147	18	22	7	28	16	13
31433143	609	346	56.8		6	31	90	26	25	89	15	36	4	34	3	30
31453145	1175	530	45.1		11	52	153	36	46	136	23	24	8	44	27	27
31463146	1132	534	47.2		7	54	107	62	47	107	19	39	14	46	19	56
31483148	767	357	46.5		5	38	80	33	28	70	8	40	3	36	8	43
31513151	694	343	49.4		5	42	104	43	37	109	13	34	9	26	13	19
31533153	1085	527	48.6		14	56	124	38	24	110	23	58	11	55	30	36
31583158	729	340	46.6		3	44	65	29	22	57	13	34	9	32	19	28
31613161	250	124	49.6		0	2	14	7	6	11	4	11	3	4	4	22
31633163	634	224	35.3		7	18	20	16	7	22	7	25	7	13	4	42
31693169	256	119	46.5		4	9	9	14	9	9	4	10	1	8	4	27
31713171	963	470	48.8		11	46	148	50	20	142	25	30	13	62	22	35
31783178	884	358	40.5		5	45	57	30	34	53	17	23	7	41	18	47
31813181	556	275	49.5		3	31	58	19	17	58	10	21	3	37	10	38
50025002	6	1	16.7		0	1	0	0	0	0	0	0	0	1	0	0

Santa Cruz Port District Commissioner															
24	Registration	Ballots Cast	Turnout (%)	Santa Cruz Port District Commissioner Vote for 2 Michael C. Hanes	Lou Mata, Jr	Bill Geisreiter	Mike Guth	Billy Gloege	Mark A. Nicklanovich	William H. Kingsley	Christopher Wellise	Bill Williams	Paul J. Cogswell	Stephen E. Sibley	Tim Ruckle
50385038	210	0	0.0	0	0	0	0	0	0	0	0	0	0	0	0
50445044	3	0	0.0	0	0	0	0	0	0	0	0	0	0	0	0
50525052	400	201	50.3	16	26	54	18	13	51	22	17	5	27	9	15
50535053	49	0	0.0	0	0	0	0	0	0	0	0	0	0	0	0
50545054	34	0	0.0	0	0	0	0	0	0	0	0	0	0	0	0
51015101	1189	363	30.5	7	45	79	32	18	83	11	25	6	34	24	42
51085108	1276	520	40.8	10	50	105	48	30	103	19	51	12	41	21	55
51105110	1040	490	47.1	11	46	123	41	37	118	24	43	10	46	28	27
51145114	531	222	41.8	3	23	39	22	13	41	7	22	7	23	9	28
51625162	519	278	53.6	11	23	33	20	15	39	13	24	2	17	6	38
80010021002	1351	225	16.7	8	14	88	24	12	78	8	18	2	36	13	16
80010051005	1150	188	16.3	4	17	61	22	12	63	4	12	4	26	9	10
80010061006	929	172	18.5	3	22	45	19	5	53	9	11	8	33	10	12
80010081008	997	163	16.3	1	12	59	7	10	63	10	14	7	19	14	11
80010091009	1410	232	16.5	12	27	83	15	11	89	6	22	9	24	16	14
80010111011	1218	211	17.3	12	24	59	18	5	60	12	30	4	27	16	21
80010121012	715	229	32.0	3	14	80	13	13	87	18	13	8	26	18	8
80010161016	88	53	60.2	1	4	11	5	3	16	2	6	0	6	3	4
80010171017	788	112	14.2	4	11	38	19	10	42	6	4	1	6	11	8
80010191019	549	74	13.5	0	5	35	17	5	27	3	5	1	8	3	3
80010201020	874	137	15.7	1	21	26	16	14	35	11	11	4	22	10	11
80010221022	781	119	15.2	8	18	42	18	8	39	6	11	2	11	11	5
80010241024	707	95	13.4	8	16	22	10	12	22	6	12	3	12	8	5
80010261026	383	66	17.2	1	7	19	5	3	20	6	4	3	5	7	8
80010271027	1327	270	20.3	12	27	93	30	16	102	8	23	14	30	17	18
80010321032	506	106	20.9	3	11	29	7	2	27	9	11	1	13	6	4
80010351035	215	143	66.5	3	24	43	15	7	52	10	6	0	20	7	3
80010361036	1082	226	20.9	4	17	79	9	8	77	8	22	4	25	14	4
80010391039	401	138	34.4	4	14	55	10	7	56	13	4	3	23	6	8
80010411041	638	85	13.3	1	6	23	4	6	22	6	10	1	13	9	2
80010421042	916	213	23.3	6	39	62	12	7	67	9	15	2	32	18	9
80010441044	32	11	34.4	0	0	2	0	0	1	0	2	0	4	1	0
80010481048	504	101	20.0	1	4	38	3	8	37	5	2	1	13	5	2
80010491049	514	77	15.0	1	10	33	7	3	29	2	2	2	5	7	5
80010511051	9	0	0.0	0	0	0	0	0	0	0	0	0	0	0	0
80010541054	23	21	91.3	0	3	8	1	2	5	0	0	0	5	0	0
80010631063	1151	211	18.3	6	13	65	16	7	77	12	18	7	29	16	6
80010641064	70	45	64.3	0	3	17	2	0	21	1	4	0	3	12	4
80010691069	109	47	43.1	0	2	21	3	0	14	5	4	1	3	3	1
80010751075	15	0	0.0	0	0	0	0	0	0	0	0	0	0	0	0
80010771077	49	33	67.3	0	1	14	2	2	11	2	2	2	4	2	1
80011011101	648	125	19.3	6	15	45	6	5	48	7	8	6	8	4	1
80011031103	767	173	22.6	6	29	53	15	13	61	13	8	2	20	8	5
80011131113	677	199	29.4	6	20	83	17	6	80	17	7	8	12	14	6
80020002000	9	1	11.1	0	0	0	0	0	1	0	0	0	0	0	0
80020222022	409	79	19.3	0	8	32	5	1	33	2	9	1	5	6	3
80020482048	832	170	20.4	6	23	52	12	12	45	7	25	2	20	13	7
80030083008	826	140	16.9	3	12	46	18	13	42	7	8	2	22	13	9
80030143014	49	13	26.5	0	2	0	2	4	1	0	2	0	1	1	4
80031023102	1250	249	19.9	5	26	78	20	11	77	6	16	1	24	14	8
80031033103	1043	193	18.5	1	25	59	22	7	54	13	8	1	15	12	9
80031043104	1224	137	11.2	0	11	40	9	6	43	5	7	5	12	7	10
80031053105	1009	208	20.6	5	17	63	16	5	73	15	9	2	17	14	8
80031083108	982	143	14.6	3	17	41	16	9	42	8	9	0	17	6	7
80031133113	903	116	12.8	4	21	32	14	16	31	7	6	1	17	5	2
80031143114	1193	111	9.3	6	16	36	10	4	32	6	9	5	10	10	5
80031153115	1033	155	15.0	5	21	34	19	8	32	14	14	3	14	13	9
80031163116	917	110	12.0	2	9	21	13	3	24	3	7	0	11	6	7
80031193119	1090	99	9.1	1	11	17	8	11	25	4	3	2	20	6	8
80031213121	1385	117	8.4	2	18	46	18	6	37	1	12	3	6	2	15
80031233123	975	107	11.0	1	8	38	7	4	33	1	8	2	9	9	6
80031253125	759	166	21.9	1	25	58	21	14	68	3	9	1	23	8	5
80031293129	673	115	17.1	4	15	29	10	4	32	5	8	3	9	4	2
80031303130	1143	203	17.8	9	22	51	18	11	55	13	10	6	17	10	7
80031403140	723	155	21.4	2	18	75	10	9	72	11	6	6	8	10	1
80031433143	609	82	13.5	1	4	28	4	1	32	3	3	2	7	5	3
80031453145	1175	237	20.2	3	37	81	17	9	70	16	11	3	28	14	6
80031463146	1132	138	12.2	4	11	35	13	11	45	8	10	3	15	3	9
80031483148	767	66	8.6	0	8	15	8	4	15	7	9	1	9	0	4

Santa Cruz Port District Commissioner															
24	Registration	Ballots Cast	Turnout (%)	Santa Cruz Port District Commissioner Vote for 2 Michael C. Hanes	Lou Mata, Jr	Bill Geisreiter	Mike Guth	Billy Gloege	Mark A. Nicklanovich	William H. Kingsley	Christopher Wellise	Bill Williams	Paul J. Cogswell	Stephen E. Sibley	Tim Ruckle
80031513151	694	94	13.5	0	7	37	11	4	47	3	4	1	12	11	4
80031533153	1085	149	13.7	6	13	44	11	5	42	9	10	6	13	16	9
80031583158	729	106	14.5	3	14	30	1	8	23	4	9	3	14	12	13
80031613161	250	0	0.0	0	0	0	0	0	0	0	0	0	0	0	0
80031633163	634	11	1.7	0	1	1	2	0	0	1	1	0	1	1	3
80031693169	256	0	0.0	0	0	0	0	0	0	0	0	0	0	0	0
80031713171	963	160	16.6	4	25	39	12	9	40	15	12	3	21	8	2
80031783178	884	95	10.7	0	15	27	11	7	28	2	4	2	13	4	6
80031813181	556	53	9.5	2	5	18	5	2	20	1	4	2	5	3	8
80050025002	6	0	0.0	0	0	0	0	0	0	0	0	0	0	0	0
80050385038	210	142	67.6	7	16	52	15	4	55	10	5	3	8	6	3
80050445044	3	3	100.0	0	0	0	0	1	1	0	1	0	1	0	0
80050525052	400	67	16.8	2	11	20	5	3	22	7	1	3	12	6	3
80050535053	49	30	61.2	0	1	11	1	2	7	4	1	2	1	6	0
80050545054	34	24	70.6	2	2	10	0	1	8	0	3	0	1	1	0
80051015101	1189	172	14.5	3	23	51	22	10	39	8	10	2	10	15	21
80051085108	1276	158	12.4	7	19	40	17	11	36	8	12	6	26	9	8
80051105110	1040	174	16.7	3	27	63	15	5	60	11	5	5	22	11	3
80051145114	531	77	14.5	5	15	18	2	1	16	6	8	1	9	3	5
80051625162	519	39	7.5	0	2	2	5	0	6	2	6	0	0	4	1
Precinct Totals	55011	23338	42.4	544	2502	5628	2168	1491	5558	979	1971	516	2441	1079	1964
Absentee Totals	55011	9164	16.7	237	1031	2901	812	478	2945	490	635	204	1028	605	458
Grand Totals	55011	32502	59.1	781	3533	8529	2980	1969	8503	1469	2606	720	3469	1684	2422



A vertical bar chart consisting of 15 segments. The segments alternate in color, starting with a white segment at the top, followed by a light gray segment, and continuing this pattern down to the bottom. The segments are of varying heights, with the top segment being the tallest and the bottom segment being the shortest.

Segment	Color
1	White
2	Light Gray
3	White
4	Light Gray
5	White
6	Light Gray
7	White
8	Light Gray
9	White
10	Light Gray
11	White
12	Light Gray
13	White
14	Light Gray
15	White

A vertical bar chart consisting of 10 segments. The segments alternate in color, starting with a white segment at the top, followed by a light gray segment, and continuing this pattern down to the bottom. The segments are of varying heights, with the top white segment being the tallest and the bottom white segment being the shortest.

Segment	Color
1	White
2	Light Gray
3	White
4	Light Gray
5	White
6	Light Gray
7	White
8	Light Gray
9	White
10	Light Gray

***Grand Totals	Santa Cruz Port District Commissioner															
24	Registration	Ballots Cast	Turnout (%)		Santa Cruz Port District Commissioner Vote for 2 Michael C. Hanes	Lou Mata, Jr	Bill Geisreiter	Mike Guth	Billy Gloege	Mark A. Nicklanovich	William H. Kingsley	Christopher Wellise	Bill Williams	Paul J. Cogswell	Stephen E. Sibley	Tim Ruckle
Santa Cruz County	55011	32502	59.1		781	3533	8529	2980	1969	8503	1469	2606	720	3469	1684	2422
14th Congressional Distr	2968	1912	64.4		44	177	602	122	79	607	90	160	38	220	114	88
17th Congressional Distr	52043	30590	58.8		737	3356	7927	2858	1890	7896	1379	2446	682	3249	1570	2334
11th Senatorial District	50662	29800	58.8		710	3261	7691	2799	1839	7641	1339	2396	664	3147	1516	2288
15th Senatorial District	4349	2702	62.1		71	272	838	181	130	862	130	210	56	322	168	134
27th Assembly District	55011	32502	59.1		781	3533	8529	2980	1969	8503	1469	2606	720	3469	1684	2422
1st Supervisorial Distri	21593	12374	57.3		342	1420	3640	1221	780	3647	580	1020	299	1496	718	775
2nd Supervisorial Distri	1250	737	59.0		22	80	209	40	33	216	40	77	18	80	51	37
3rd Supervisorial Distri	26911	16430	61.1		330	1703	3980	1456	992	3955	697	1275	339	1614	757	1361
5th Supervisorial Distri	5257	2961	56.3		87	330	700	263	164	685	152	234	64	279	158	249
City Of Santa Cruz	32683	19874	60.8		422	2067	4859	1723	1128	4869	862	1523	419	1916	923	1613
Unincorporated Area	22328	12628	56.6		359	1466	3670	1257	841	3634	607	1083	301	1553	761	809

***Absentee Totals	Santa Cruz Port District Commissioner															
24	Registration	Ballots Cast	Turnout (%)		Santa Cruz Port District Commissioner Vote for 2 Michael C. Hanes	Lou Mata, Jr	Bill Gaisreiter	Mike Guth	Billy Gloege	Mark A. Nicklanovich	William H. Kingsley	Christopher Wellise	Bill Williams	Paul J. Cogswell	Stephen E. Sibley	Tim Ruckle
Santa Cruz County	55011	9164	16.7		237	1031	2901	812	478	2945	490	635	204	1028	605	458
14th Congressional Distr	2968	810	27.3		16	67	280	49	31	284	39	62	12	83	54	25
17th Congressional Distr	52043	8354	16.1		221	964	2621	763	447	2661	451	573	192	945	551	433
11th Senatorial District	50662	7993	15.8		211	909	2507	740	429	2541	427	553	187	892	522	413
15th Senatorial District	4349	1171	26.9		26	122	394	72	49	404	63	82	17	136	83	45
27th Assembly District	55011	9164	16.7		237	1031	2901	812	478	2945	490	635	204	1028	605	458
1st Supervisorial Distri	21593	4300	19.9		125	450	1431	367	222	1481	234	321	110	523	298	215
2nd Supervisorial Distri	1250	250	20.0		6	31	84	17	13	79	9	34	3	25	19	10
3rd Supervisorial Distri	26911	3728	13.9		77	434	1119	346	205	1135	191	228	69	390	227	189
5th Supervisorial Distri	5257	886	16.9		29	116	267	82	38	250	56	52	22	90	61	44
City Of Santa Cruz	32683	4692	14.4		110	570	1428	425	239	1438	256	282	97	474	281	226
Unincorporated Area	22328	4472	20.0		127	461	1473	387	239	1507	234	353	107	554	324	232

State Measures 46 through 49														
25	Registration	Ballots Cast	Turnout (%)	46 - Housing and Emerg- Shelter Trust Fund Act Yes	No	47 - Kindergarten-Univ. Public Educ. Foll. Bond Yes	No	48 - Court Consolidation Vote for 1 Yes	No	49 - After School Programs. State Grants Yes	No			
50045004	637	311	48.8	178	119	177	122	210	70	133	159			
50055005	1078	500	46.4	288	187	289	184	305	124	229	235			
50065006	669	313	46.8	141	153	163	134	193	67	165	126			
50075007	214	0	0.0	0	0	0	0	0	0	0	0			
50085008	99	0	0.0	0	0	0	0	0	0	0	0			
50105010	853	358	42.0	216	128	218	126	236	83	174	166			
50115011	791	342	43.2	217	117	204	130	216	86	178	153			
50125012	1181	539	45.6	315	201	335	183	344	140	260	249			
50135013	68	0	0.0	0	0	0	0	0	0	0	0			
50145014	215	0	0.0	0	0	0	0	0	0	0	0			
50155015	190	0	0.0	0	0	0	0	0	0	0	0			
50165016	964	433	44.9	261	149	248	166	286	96	218	191			
50175017	80	0	0.0	0	0	0	0	0	0	0	0			
50185018	736	335	45.5	184	135	186	135	224	77	152	164			
50195019	826	414	50.1	225	173	222	178	244	120	203	190			
50205020	777	317	40.8	180	124	175	133	206	81	155	149			
50215021	299	110	36.8	56	49	54	51	58	40	46	55			
50225022	690	287	41.6	140	135	161	119	184	72	129	148			
50235023	875	348	39.8	224	111	235	101	241	73	194	140			
50245024	33	0	0.0	0	0	0	0	0	0	0	0			
50255025	43	0	0.0	0	0	0	0	0	0	0	0			
50265026	376	142	37.8	76	57	81	55	90	38	71	61			
50275027	961	433	45.1	276	139	257	156	281	115	223	191			
50285028	143	0	0.0	0	0	0	0	0	0	0	0			
50305030	114	0	0.0	0	0	0	0	0	0	0	0			
50325032	296	147	49.7	63	75	88	53	110	25	65	72			
50335033	380	147	38.7	78	57	87	52	89	35	71	68			
50345034	244	0	0.0	0	0	0	0	0	0	0	0			
50355035	194	0	0.0	0	0	0	0	0	0	0	0			
50365036	375	182	48.5	110	65	113	62	122	44	91	83			
50375037	370	182	49.2	101	74	101	74	107	57	89	84			
50385038	210	0	0.0	0	0	0	0	0	0	0	0			
50435043	1160	457	39.4	244	193	248	191	300	113	203	235			
50445044	3	0	0.0	0	0	0	0	0	0	0	0			
50455045	40	0	0.0	0	0	0	0	0	0	0	0			
50485048	339	130	38.3	69	56	74	52	89	30	71	53			
50495049	573	215	37.5	99	105	108	99	131	62	84	122			
50505050	231	0	0.0	0	0	0	0	0	0	0	0			
50515051	84	0	0.0	0	0	0	0	0	0	0	0			
50525052	400	204	51.0	121	72	135	60	144	39	101	89			
50535053	49	0	0.0	0	0	0	0	0	0	0	0			
50545054	34	0	0.0	0	0	0	0	0	0	0	0			
50555055	575	247	43.0	145	92	145	93	154	67	110	128			
50565056	794	355	44.7	200	140	190	150	212	105	176	159			
51015101	1189	363	30.5	252	91	265	77	236	74	160	176			
51085108	1276	521	40.8	369	126	376	125	324	115	235	242			
51105110	1040	490	47.1	318	140	337	122	324	86	208	245			
51145114	531	222	41.8	168	40	178	34	152	41	104	105			
51625162	519	279	53.8	230	32	249	17	182	45	137	119			
54015401	859	460	53.6	240	189	276	157	304	87	235	195			
54025402	557	209	37.5	107	74	114	70	120	40	87	92			
54035403	1181	497	42.1	285	186	293	183	316	112	256	209			
54055405	939	334	35.6	163	146	194	121	212	76	168	138			
54065406	1011	388	38.4	188	175	212	157	270	74	201	165			
54075407	971	428	44.1	217	183	246	154	295	86	190	210			
54095409	6	0	0.0	0	0	0	0	0	0	0	0			
54115411	126	0	0.0	0	0	0	0	0	0	0	0			
54135413	1061	493	46.5	265	200	304	173	334	93	244	223			
80010021002	1351	224	16.6	139	72	119	93	158	38	106	104			
80010051005	1150	188	16.3	129	52	119	60	135	24	83	89			
80010061006	929	176	18.9	110	56	96	69	118	38	78	83			
80010071007	34	19	55.9	12	6	13	6	14	5	13	6			
80010081008	997	163	16.3	99	52	96	55	96	44	88	61			
80010091009	1410	231	16.4	165	62	134	88	164	39	126	93			
80010101010	26	18	69.2	8	10	9	9	15	2	4	14			
80010111011	1218	211	17.3	145	55	130	69	147	36	113	81			
80010121012	715	229	32.0	135	79	147	68	165	31	98	104			
80010131013	185	124	67.0	76	44	74	47	86	22	53	66			
80010141014	98	60	61.2	30	23	34	22	39	11	20	35			

State Measures 46 through 49													
	Registration	Ballots Cast	Turnout (%)	46 - Housing and Emerg- Shelter Trust Fund Act Yes	No	47 - Kindergarten-Univ. Public Educ. Foll. Bond Yes	No	48 - Court Consolidation Vote for 1 Yes	No	49 - After School Programs. State Grants Yes	No		
80010151015	22	13	59.1	7	5	7	6	4	7	10	3		
80010161016	88	53	60.2	35	17	34	17	31	19	29	22		
80010171017	788	113	14.3	73	35	79	28	82	18	62	44		
80010181018	657	121	18.4	79	34	82	32	82	25	54	58		
80010191019	549	74	13.5	47	25	45	27	56	12	30	40		
80010201020	874	139	15.9	88	41	86	44	92	27	63	59		
80010211021	2	0	0.0	0	0	0	0	0	0	0	0		
80010221022	781	119	15.2	82	33	70	46	83	26	66	48		
80010231023	189	110	58.2	53	54	64	44	85	18	49	57		
80010241024	707	95	13.4	54	37	62	31	71	15	49	40		
80010251025	31	20	64.5	6	13	7	12	13	6	7	12		
80010261026	383	66	17.2	37	24	32	28	40	15	26	30		
80010271027	1327	273	20.6	169	92	158	100	184	53	121	128		
80010281028	793	117	14.8	64	51	59	53	79	26	52	61		
80010291029	150	100	66.7	56	37	65	32	70	14	49	45		
80010311031	232	147	63.4	71	71	87	56	100	30	61	76		
80010321032	506	105	20.8	61	36	64	35	76	15	54	41		
80010351035	215	144	67.0	78	61	88	51	113	22	60	79		
80010361036	1082	225	20.8	123	94	136	83	170	24	89	122		
80010371037	437	53	12.1	26	26	36	17	44	7	25	28		
80010381038	732	142	19.4	60	75	62	75	88	38	49	89		
80010391039	401	139	34.7	103	33	78	57	103	22	76	57		
80010401040	78	42	53.8	24	16	23	19	31	8	18	24		
80010411041	638	85	13.3	51	27	57	22	60	13	35	43		
80010421042	916	213	23.3	120	80	114	90	153	37	103	97		
80010441044	32	11	34.4	7	3	8	2	7	1	6	4		
80010451045	84	57	67.9	30	21	28	23	32	15	24	30		
80010471047	463	106	22.9	53	49	54	49	80	21	45	56		
80010481048	504	101	20.0	38	53	48	45	75	13	40	51		
80010491049	514	77	15.0	43	31	49	23	58	8	44	28		
80010501050	596	143	24.0	66	69	79	59	115	18	68	70		
80010511051	9	0	0.0	0	0	0	0	0	0	0	0		
80010521052	115	64	55.7	39	23	41	21	46	13	33	29		
80010541054	23	21	91.3	13	6	12	6	15	2	2	16		
80010551055	10	1	10.0	0	0	0	0	0	0	0	1		
80010561056	171	100	58.5	41	54	45	50	73	15	40	52		
80010571057	231	154	66.7	82	71	93	60	120	22	73	77		
80010581058	35	30	85.7	8	21	8	21	19	8	19	9		
80010591059	30	18	60.0	10	7	8	9	14	2	11	6		
80010601060	7	0	0.0	0	0	0	0	0	0	0	0		
80010611061	2	0	0.0	0	0	0	0	0	0	0	0		
80010621062	10	0	0.0	0	0	0	0	0	0	0	0		
80010631063	1151	210	18.2	124	73	116	82	139	47	91	105		
80010641064	70	49	70.0	25	23	27	22	37	8	20	27		
80010671067	86	54	62.8	34	20	36	18	38	10	23	28		
80010681068	598	132	22.1	66	59	67	60	97	26	61	66		
80010691069	109	47	43.1	30	15	27	17	27	9	22	20		
80010751075	15	0	0.0	0	0	0	0	0	0	0	0		
80010761076	29	22	75.9	15	7	16	5	11	5	7	15		
80010771077	49	33	67.3	22	7	18	11	21	7	12	18		
80010781078	162	107	66.0	59	46	62	43	74	20	55	46		
80010791079	4	4	100.0	3	1	2	2	4	0	1	3		
80011011101	648	126	19.4	78	41	80	38	94	16	49	65		
80011031103	767	172	22.4	89	72	90	73	125	29	72	88		
80011131113	677	199	29.4	88	95	113	72	153	29	101	89		
80012011201	239	118	49.4	84	30	80	33	76	30	63	50		
80012021202	297	60	20.2	35	21	33	21	38	10	37	17		
80012031203	4	0	0.0	0	0	0	0	0	0	0	0		
80012081208	281	75	26.7	50	19	48	23	56	7	41	26		
80020002000	9	1	11.1	1	0	1	0	1	0	0	1		
80020012001	764	111	14.5	58	50	61	50	83	21	70	37		
80020022002	6	1	16.7	0	1	0	1	0	0	0	0		
80020032003	175	113	64.6	55	51	53	49	62	32	59	45		
80020042004	124	89	71.8	59	25	55	30	69	13	39	41		
80020052005	49	31	63.3	10	20	15	15	26	1	15	13		
80020072007	269	151	56.1	83	59	87	58	94	34	73	65		
80020082008	546	100	18.3	58	34	56	38	58	25	46	48		
80020092009	11	7	63.6	2	5	4	3	4	3	2	5		
80020102010	791	197	24.9	93	92	103	89	151	29	95	97		

State Measures 46 through 49													
25	Registration	Ballots Cast	Turnout (%)	46 - Housing and Emerg- Shelter Trust Fund Act Yes	No	47 - Kindergarten-Univ. Public Educ. Foll. Bond Yes	No	48 - Court Consolidation Vote for 1 Yes	No	49 - After School Programs. State Grants Yes	No		
80020122012	807	165	20.4	88	68	76	77	108	40	77	79		
80020142014	151	108	71.5	60	46	54	50	83	19	59	44		
80020152015	426	67	15.7	33	31	42	23	44	17	32	28		
80020172017	1043	169	16.2	84	76	88	74	109	45	78	81		
80020192019	221	59	26.7	36	22	36	21	40	11	26	28		
80020202020	87	56	64.4	30	19	34	16	36	7	21	28		
80020212021	111	77	69.4	30	45	32	44	50	21	24	50		
80020222022	409	79	19.3	41	36	42	35	59	13	42	34		
80020232023	980	180	18.4	109	61	119	57	132	32	77	96		
80020242024	675	129	19.1	83	40	89	35	100	15	74	48		
80020252025	908	175	19.3	103	65	96	74	131	23	78	86		
80020262026	521	100	19.2	58	36	59	37	70	16	40	52		
80020272027	396	78	19.7	60	16	53	23	59	12	40	34		
80020282028	20	12	60.0	7	4	5	7	6	5	7	5		
80020292029	828	119	14.4	73	39	78	37	95	15	52	59		
80020302030	911	139	15.3	78	56	77	56	99	21	70	59		
80020312031	796	184	23.1	97	81	102	81	139	37	84	95		
80020322032	949	206	21.7	116	76	119	81	159	30	105	89		
80020332033	1225	197	16.1	121	64	122	68	136	35	94	86		
80020342034	67	32	47.8	21	8	25	4	14	14	24	7		
80020352035	1102	174	15.8	100	62	104	62	128	25	80	85		
80020362036	2	0	0.0	0	0	0	0	0	0	0	0		
80020372037	417	77	18.5	43	32	42	34	58	11	33	42		
80020382038	315	52	16.5	34	17	33	17	38	10	20	27		
80020392039	195	115	59.0	60	54	63	50	81	26	49	63		
80020402040	347	64	18.4	35	27	42	20	54	4	25	36		
80020412041	400	96	24.0	50	40	49	41	65	20	36	50		
80020422042	472	102	21.6	57	40	53	46	74	11	40	55		
80020442044	26	27	103.8	14	12	15	12	22	5	10	16		
80020452045	34	20	58.8	10	9	10	7	12	4	7	10		
80020462046	151	103	68.2	48	52	58	43	68	19	58	41		
80020472047	71	30	42.3	20	10	21	9	19	9	19	10		
80020482048	832	169	20.3	101	59	103	60	115	38	82	78		
80020492049	48	20	41.7	11	8	6	13	11	7	4	14		
80020502050	35	19	54.3	5	14	6	13	11	8	8	10		
80020512051	1340	265	19.8	156	94	154	98	181	48	131	116		
80020522052	1141	275	24.1	133	126	140	122	205	38	130	121		
80020532053	1159	301	26.0	161	122	184	100	214	45	136	138		
80020542054	63	37	58.7	27	8	29	5	24	6	15	18		
80020552055	1016	185	18.2	97	83	107	74	125	34	89	92		
80020582058	119	85	71.4	44	39	48	35	56	23	31	50		
80020602060	41	41	100.0	28	12	27	13	30	9	20	19		
80022012201	977	152	15.6	76	70	80	66	100	42	64	76		
80022022202	689	126	18.3	82	35	81	39	94	16	61	55		
80022042204	876	172	19.6	103	64	103	63	134	23	79	84		
80022052205	842	184	21.9	106	72	112	65	120	42	83	87		
80022062206	678	94	13.9	61	30	56	32	62	19	42	44		
80022072207	10	0	0.0	0	0	0	0	0	0	0	0		
80022082208	916	130	14.2	77	42	79	38	83	29	60	57		
80023312331	608	85	14.0	61	20	59	23	61	12	50	30		
80023332333	24	9	37.5	5	4	7	2	8	1	6	3		
80023412341	309	53	17.2	30	21	31	20	38	9	22	27		
80030013001	131	83	63.4	59	21	62	19	54	17	35	43		
80030023002	450	40	8.9	17	22	20	20	25	9	11	28		
80030033003	865	156	18.0	91	55	87	61	108	30	64	77		
80030043004	1223	273	22.3	156	107	158	107	197	52	121	141		
80030053005	16	7	43.8	0	7	3	4	4	3	1	6		
80030073007	42	31	73.8	22	8	14	17	27	2	14	17		
80030083008	826	137	16.6	83	45	84	44	91	27	62	59		
80030093009	33	25	75.8	10	14	12	12	21	3	11	13		
80030133013	54	37	68.5	21	14	24	12	22	7	17	17		
80030143014	49	13	26.5	10	3	10	3	9	4	8	4		
80031013101	294	85	28.9	62	18	57	22	68	6	42	40		
80031023102	1250	252	20.2	155	76	154	81	191	28	96	137		
80031033103	1043	192	18.4	133	49	133	52	128	34	76	98		
80031043104	1224	138	11.3	86	44	89	40	101	21	62	65		
80031053105	1009	209	20.7	130	66	134	64	159	25	97	101		
80031083108	982	146	14.9	86	46	92	44	109	21	62	72		
80031133113	903	116	12.8	64	47	65	45	91	18	49	61		

State Measures 46 through 49														
25	Registration	Ballots Cast	Turnout (%)	46 - Housing and Emerg. Shelter Trust Fund Act Yes	No	47 - Kindergarten-Univ. Public Educ. Foll. Bond Yes	No	48 - Court Consolidation Vote for 1 Yes	No	49 - After School Programs, State Grants Yes	No			
80031143114	1193	112	9.4	69	36	63	42	83	19	55	51			
80031153115	1033	155	15.0	106	41	97	51	104	29	66	80			
80031163116	917	110	12.0	76	30	77	29	76	18	57	48			
80031193119	1090	99	9.1	72	18	74	18	57	23	50	42			
80031213121	1385	118	8.5	84	28	86	24	75	28	57	50			
80031233123	975	107	11.0	76	19	73	23	67	13	47	40			
80031253125	759	166	21.9	90	66	100	59	113	29	77	76			
80031293129	673	115	17.1	74	35	77	33	83	14	51	55			
80031303130	1143	203	17.8	121	63	124	64	146	23	92	93			
80031403140	723	155	21.4	84	64	92	57	121	18	77	70			
80031433143	609	82	13.5	46	29	51	25	58	12	28	45			
80031453145	1175	237	20.2	153	73	150	77	165	40	100	124			
80031463146	1132	138	12.2	93	38	89	42	105	19	64	67			
80031483148	767	66	8.6	50	14	44	19	45	10	31	34			
80031513151	694	94	13.5	43	45	55	36	75	11	36	50			
80031533153	1085	149	13.7	103	33	98	38	104	19	63	69			
80031583158	729	106	14.5	72	30	61	40	75	17	49	53			
80031603160	648	10	1.5	6	4	6	4	4	5	6	4			
80031613161	250	0	0.0	0	0	0	0	0	0	0	0			
80031633163	634	11	1.7	8	2	9	1	7	1	8	2			
80031653165	365	11	3.0	10	0	10	1	8	1	7	4			
80031663166	307	0	0.0	0	0	0	0	0	0	0	0			
80031683168	265	0	0.0	0	0	0	0	0	0	0	0			
80031693169	256	0	0.0	0	0	0	0	0	0	0	0			
80031713171	963	160	16.6	85	65	92	63	107	28	71	77			
80031783178	884	96	10.9	63	28	53	36	62	23	38	52			
80031813181	556	55	9.9	37	16	29	23	36	9	21	31			
80040014001	2	1	50.0	1	0	1	0	0	1	1	0			
80040074007	883	198	22.4	100	90	105	90	136	40	88	101			
80040084008	256	112	43.8	69	41	73	38	73	33	65	42			
80040094009	189	100	52.9	63	31	64	32	62	29	60	35			
80040164016	578	69	11.9	41	26	38	29	39	22	29	35			
80040184018	436	60	13.8	47	12	41	17	51	7	44	15			
80040234023	49	29	59.2	17	10	19	8	16	9	12	14			
80040264026	472	78	16.5	33	44	34	43	55	19	32	46			
80040274027	11	0	0.0	0	0	0	0	0	0	0	0			
80040294029	78	54	69.2	24	26	23	28	30	15	20	30			
80040304030	493	112	22.7	58	49	58	50	85	17	47	59			
80043104310	657	78	11.9	62	10	59	13	48	21	55	13			
80043114311	1198	159	13.3	128	25	127	24	107	37	118	32			
80043174317	231	81	35.1	67	9	66	12	48	23	59	15			
80043314331	158	66	41.8	46	16	56	8	34	20	47	12			
80043334333	1293	237	18.3	169	55	157	70	150	58	142	79			
80043414341	881	92	10.4	59	27	52	33	56	24	53	33			
80043444344	708	88	12.4	51	32	46	36	66	17	52	32			
80043454345	149	61	40.9	44	17	41	20	43	14	37	24			
80043504350	261	35	13.4	18	11	16	12	19	6	11	17			
80043514351	367	67	18.3	39	25	40	23	45	15	35	31			
80043544354	941	166	17.6	117	36	117	39	110	32	110	43			
80043614361	612	101	16.5	73	26	60	38	62	29	63	34			
80043624362	793	105	13.2	59	35	61	33	62	23	53	39			
80043634363	387	70	18.1	49	18	41	25	55	7	39	27			
80043644364	404	68	16.8	32	26	28	32	44	13	28	33			
80043714371	543	100	18.4	60	28	50	38	63	18	46	39			
80043724372	497	95	19.1	58	31	57	32	75	11	36	52			
80043734373	1344	323	24.0	171	136	152	159	207	76	144	165			
80043744374	300	76	25.3	45	25	48	25	45	23	41	33			
80050025002	6	0	0.0	0	0	0	0	0	0	0	0			
80050045004	637	87	13.7	48	37	51	33	72	11	46	40			
80050055005	1078	144	13.4	80	61	82	60	104	24	74	68			
80050065006	669	101	15.1	50	47	57	40	66	23	46	49			
80050075007	214	126	58.9	74	45	73	50	100	17	65	54			
80050085008	99	55	55.6	33	19	30	21	32	13	26	24			
80050105010	853	126	14.8	68	55	72	53	82	34	67	55			
80050115011	791	87	11.0	44	39	49	36	61	16	45	39			
80050125012	1181	180	15.2	101	68	101	70	126	31	83	87			
80050135013	68	32	47.1	18	11	20	11	26	5	18	13			
80050145014	215	105	48.8	60	43	70	34	64	28	64	39			
80050155015	190	102	53.7	63	35	65	35	62	32	51	50			

State Measures 46 through 49														
25	Registration	Ballots Cast	Turnout (%)	46 - Housing and Emerg. Shelter Trust Fund Act Yes	No	47 - Kindergarten-Univ. Public Educ. Foll. Bond Yes	No	48 - Court Consolidation Vote for 1 Yes	No	49 - After School Programs. State Grants Yes	No			
80050165016	964	133	13.8	67	54	73	55	89	24		58	62		
80050175017	80	41	51.3	19	21	20	20	27	7		17	21		
80050185018	736	103	14.0	58	39	50	47	73	19		52	45		
80050195019	826	111	13.4	54	53	54	55	73	30		42	66		
80050205020	777	105	13.5	53	46	58	43	69	25		41	59		
80050215021	299	58	19.4	31	27	30	28	40	14		30	26		
80050225022	690	140	20.3	64	70	76	58	97	28		65	68		
80050235023	875	130	14.9	69	54	79	44	84	28		61	61		
80050245024	33	22	66.7	19	2	19	3	12	8		9	12		
80050255025	43	25	58.1	14	11	15	10	14	9		13	12		
80050265026	376	53	14.1	32	18	28	22	32	13		31	20		
80050275027	961	122	12.7	75	42	70	49	87	28		62	55		
80050285028	143	85	59.4	50	31	48	34	62	18		47	34		
80050305030	114	78	68.4	31	45	39	38	60	14		26	51		
80050325032	296	50	16.9	23	26	30	20	41	6		24	24		
80050335033	380	79	20.8	43	31	44	33	55	10		33	41		
80050345034	244	162	66.4	79	71	90	64	108	31		64	86		
80050355035	194	125	64.4	59	63	67	58	92	26		61	62		
80050365036	375	58	15.5	35	21	37	20	37	13		23	32		
80050375037	370	57	15.4	22	33	24	26	45	8		38	17		
80050385038	210	150	71.4	77	67	100	44	118	19		70	74		
80050435043	1160	231	19.9	120	99	114	108	163	48		97	123		
80050445044	3	3	100.0	2	1	2	1	3	0		2	1		
80050455045	40	25	62.5	15	10	11	14	16	7		9	16		
80050485048	339	70	20.6	34	35	41	28	49	15		31	35		
80050495049	573	140	24.4	81	57	76	62	97	32		72	67		
80050505050	231	151	65.4	87	55	86	56	107	21		69	73		
80050515051	84	56	66.7	20	32	27	26	37	14		24	30		
80050525052	400	67	16.8	38	28	40	26	53	12		29	38		
80050535053	49	30	61.2	12	17	17	11	22	1		16	14		
80050545054	34	24	70.6	13	10	13	11	18	3		14	9		
80050555055	575	83	14.4	32	48	36	45	60	19		28	53		
80050565056	794	120	15.1	57	60	61	58	81	30		65	51		
80051015101	1189	171	14.4	115	49	110	54	128	21		69	88		
80051085108	1276	159	12.5	107	46	92	59	116	27		76	77		
80051105110	1040	174	16.7	99	62	102	64	120	35		74	90		
80051145114	531	78	14.7	51	24	47	29	50	20		36	34		
80051625162	519	39	7.5	31	5	38	0	28	1		17	20		
80054015401	859	147	17.1	81	53	86	53	105	23		82	59		
80054025402	557	180	32.3	93	64	100	62	115	22		87	68		
80054035403	1181	197	16.7	101	87	120	73	134	36		88	94		
80054055405	939	175	18.6	86	79	105	63	120	36		87	79		
80054065406	1011	151	14.9	71	67	84	57	95	36		75	66		
80054075407	971	229	23.6	136	81	132	86	178	30		104	113		
80054095409	6	4	66.7	2	2	1	3	3	1		2	2		
80054115411	126	76	60.3	42	31	44	28	61	9		46	28		
80054135413	1061	218	20.5	98	111	98	112	162	42		105	102		
Precinct Totals	135553	53603	39.5	34037	16662	35308	15750	35227	11120		25005	24946		
Absentee Totals	135553	26442	19.5	15272	9803	15481	9796	18497	4885		12474	12327		
Grand Totals	135553	80045	59.1	49309	26465	50789	25546	53724	16005		37479	37273		



A vertical bar chart consisting of 15 segments. The segments alternate between white and light gray, starting with a white segment at the top. The segments are of varying heights, with the top segment being the tallest and the bottom segment being the shortest. The bar is outlined in black.

Segment	Color
1	White
2	Light Gray
3	White
4	Light Gray
5	White
6	Light Gray
7	White
8	Light Gray
9	White
10	Light Gray
11	White
12	Light Gray
13	White
14	Light Gray
15	White

A vertical bar chart consisting of 15 segments. The segments alternate in color, starting with a white segment at the top, followed by a light gray segment, and continuing this pattern down to the bottom. The segments are of varying heights, with the top segment being the tallest and the bottom segment being the shortest. The bar is outlined in black.

Segment	Color
1	White
2	Light Gray
3	White
4	Light Gray
5	White
6	Light Gray
7	White
8	Light Gray
9	White
10	Light Gray
11	White
12	Light Gray
13	White
14	Light Gray
15	White

A vertical bar chart consisting of 15 segments. The segments alternate in color, starting with a white segment at the top, followed by a light gray segment, and continuing this pattern down to the bottom. The segments are of varying heights, with the top segment being the tallest and the bottom segment being the shortest. The entire bar is enclosed in a thin black border.

A vertical bar chart consisting of 15 segments. The segments alternate between white and light gray, starting with a white segment at the top and ending with a light gray segment at the bottom. The segments are of varying heights, with the top segment being the tallest and the bottom segment being the shortest.

Segment	Color
1	White
2	Light Gray
3	White
4	Light Gray
5	White
6	Light Gray
7	White
8	Light Gray
9	White
10	Light Gray
11	White
12	Light Gray
13	White
14	Light Gray
15	Light Gray

A vertical bar chart consisting of 15 segments. The segments alternate in color, starting with a white segment at the top, followed by a gray segment, and continuing this pattern down to the bottom. The segments are of varying heights, with the top segment being the tallest and the bottom segment being the shortest. The bar is outlined in black.

Segment	Color
1	White
2	Gray
3	White
4	Gray
5	White
6	Gray
7	White
8	Gray
9	White
10	Gray
11	White
12	Gray
13	White
14	Gray
15	White

A vertical bar chart consisting of 15 segments. The segments alternate between white and light gray, starting with a white segment at the top and ending with a light gray segment at the bottom. The segments are of varying heights, with the top segment being the tallest and the bottom segment being the shortest.

Segment	Color
1	White
2	Light Gray
3	White
4	Light Gray
5	White
6	Light Gray
7	White
8	Light Gray
9	White
10	Light Gray
11	White
12	Light Gray
13	White
14	Light Gray
15	Light Gray

A vertical bar chart consisting of 15 segments. The segments alternate in color, starting with a white segment at the top, followed by a light gray segment, and continuing this pattern down to the bottom. The segments are of varying heights, with the top segment being the tallest and the bottom segment being the shortest.

Segment	Color
1	White
2	Light Gray
3	White
4	Light Gray
5	White
6	Light Gray
7	White
8	Light Gray
9	White
10	Light Gray
11	White
12	Light Gray
13	White
14	Light Gray
15	White

***Absentee Totals	State Measures 46 through 49													
25	Registration	Ballots Cast	Turnout (%)	46 - Housing and Emerg. Shelter Trust Fund Act		47 - Kindergarten-Univ. Public Educ. Folt. Bond		48 - Court Consolidation Vote for 1		49 - After School Programs. State Grants				
				Yes	No	Yes	No	Yes	No	Yes	No	Yes	No	
Santa Cruz County	135553	26442	19.5	15272	9803	15481	9796	18497	4885	12474	12327			
14th Congressional Distr	41695	9908	23.8	5235	4216	5527	4034	6959	1919	4580	4825			
17th Congressional Distr	93858	16534	17.6	10037	5587	9954	5762	11538	2966	7894	7502			
11th Senatorial District	82955	13858	16.7	8331	4792	8315	4892	9720	2463	6361	6579			
15th Senatorial District	52598	12584	23.9	6941	5011	7166	4904	8777	2422	6113	5748			
27th Assembly District	117720	23122	19.6	13202	8738	13490	8631	16326	4120	10656	11031			
28th Assembly District	17833	3320	18.6	2070	1065	1991	1165	2171	765	1818	1296			
1st Supervisorial Distri	28713	6642	23.1	3847	2465	3854	2479	4691	1178	3079	3131			
2nd Supervisorial Distri	29530	6394	21.7	3582	2504	3685	2455	4508	1179	2993	2994			
3rd Supervisorial Distri	31604	4495	14.2	2806	1419	2808	1452	3181	716	1979	2196			
4th Supervisorial Distri	15171	2881	19.0	1800	917	1730	1007	1886	659	1567	1130			
5th Supervisorial Distri	30535	6030	19.7	3237	2498	3404	2403	4231	1153	2856	2876			
City Of Santa Cruz	34562	4811	13.9	2995	1517	3006	1542	3437	740	2129	2342			
City Of Capitola	5809	1111	19.1	674	383	672	380	763	218	530	496			
City Of Watsonville	12665	2215	17.5	1443	633	1371	717	1446	489	1247	813			
City Of Scotts Valley	6711	1377	20.5	710	575	770	537	973	235	676	611			
Unincorporated Area	75806	16928	22.3	9450	6695	9662	6620	11878	3203	7892	8065			

26	State Measures 50 through 52 Local Measure J													
	Registration	Ballots Cast	Turnout (%)	50 - Water Quality, Safe Drinking Water Proj. Bonds Yes	No	51 - Allocation of Sales and Use Taxes Vote for 1 Yes	No	52 - Election Day Voter Registration (1) Yes	No	J - Pajaro Valley Unified School Bond (55%) Bonds Yes	Bonds No			
10021002	1351	516	38.2	353	111	191	261	268	202	0	0			
10051005	1150	423	36.8	286	103	160	204	198	184	0	0			
10061006	929	369	39.7	252	93	168	158	182	153	0	0			
10071007	34	0	0.0	0	0	0	0	0	0	0	0			
10081008	997	399	40.0	260	101	144	205	191	168	0	0			
10091009	1410	594	42.1	356	192	246	277	294	250	0	0			
10101010	26	0	0.0	0	0	0	0	0	0	0	0			
10111011	1218	408	33.5	266	110	169	193	196	188	0	0			
10121012	715	197	27.6	122	55	67	101	74	103	0	0			
10131013	185	0	0.0	0	0	0	0	0	0	0	0			
10141014	98	0	0.0	0	0	0	0	0	0	0	0			
10151015	22	0	0.0	0	0	0	0	0	0	0	0			
10161016	88	0	0.0	0	0	0	0	0	0	0	0			
10171017	788	367	46.6	264	79	136	182	173	161	0	0			
10181018	657	316	48.1	184	110	112	171	145	154	0	0			
10191019	549	238	43.4	169	56	83	124	118	101	0	0			
10201020	874	287	32.8	198	74	127	135	139	130	0	0			
10211021	2	0	0.0	0	0	0	0	0	0	0	0			
10221022	781	281	36.0	183	74	99	141	142	118	0	0			
10231023	189	0	0.0	0	0	0	0	0	0	0	0			
10241024	707	271	38.3	163	90	99	147	106	150	0	0			
10251025	31	0	0.0	0	0	0	0	0	0	0	0			
10261026	383	144	37.6	103	34	56	74	74	54	0	0			
10271027	1327	418	31.5	293	100	174	209	205	190	0	0			
10281028	793	408	51.5	220	155	156	206	170	213	0	0			
10291029	150	0	0.0	0	0	0	0	0	0	0	0			
10311031	232	0	0.0	0	0	0	0	0	0	0	0			
10321032	506	218	43.1	109	91	86	115	84	118	0	0			
10351035	215	0	0.0	0	0	0	0	0	0	0	0			
10361036	1082	458	42.3	280	138	185	214	196	220	0	0			
10371037	437	228	52.2	117	96	91	107	70	144	0	0			
10381038	732	297	40.6	138	150	103	177	99	185	0	0			
10391039	401	101	25.2	58	39	41	46	47	49	0	0			
10401040	78	0	0.0	0	0	0	0	0	0	0	0			
10411041	638	224	35.1	147	62	84	114	101	110	0	0			
10421042	916	329	35.9	190	120	131	168	124	182	0	0			
10441044	32	0	0.0	0	0	0	0	0	0	0	0			
10451045	84	0	0.0	0	0	0	0	0	0	0	0			
10471047	463	185	40.0	82	94	57	115	69	106	0	0			
10481048	504	247	49.0	130	106	84	144	80	155	0	0			
10491049	514	236	45.9	158	60	75	130	77	131	0	0			
10501050	596	235	39.4	146	80	93	122	94	129	0	0			
10511051	9	0	0.0	0	0	0	0	0	0	0	0			
10521052	115	0	0.0	0	0	0	0	0	0	0	0			
10541054	23	0	0.0	0	0	0	0	0	0	0	0			
10551055	10	0	0.0	0	0	0	0	0	0	0	0			
10561056	171	0	0.0	0	0	0	0	0	0	0	0			
10571057	231	0	0.0	0	0	0	0	0	0	0	0			
10581058	35	0	0.0	0	0	0	0	0	0	0	0			
10591059	30	0	0.0	0	0	0	0	0	0	0	0			
10601060	7	0	0.0	0	0	0	0	0	0	0	0			
10611061	2	0	0.0	0	0	0	0	0	0	0	0			
10621062	10	0	0.0	0	0	0	0	0	0	0	0			
10631063	1151	398	34.6	239	130	156	213	160	217	0	0			
10641064	70	0	0.0	0	0	0	0	0	0	0	0			
10671067	86	0	0.0	0	0	0	0	0	0	0	0			
10681068	598	271	45.3	159	100	95	152	101	159	0	0			
10691069	109	0	0.0	0	0	0	0	0	0	0	0			
10751075	15	0	0.0	0	0	0	0	0	0	0	0			
10761076	29	0	0.0	0	0	0	0	0	0	0	0			
10771077	49	0	0.0	0	0	0	0	0	0	0	0			
10781078	162	0	0.0	0	0	0	0	0	0	0	0			
10791079	4	0	0.0	0	0	0	0	0	0	0	0			
11011101	648	321	49.5	208	89	108	174	142	142	0	0			
11031103	767	377	49.2	224	127	126	206	141	204	0	0			
11131113	677	239	35.3	141	83	100	115	105	122	0	0			
12011201	239	0	0.0	0	0	0	0	0	0	0	0			
12021202	297	86	29.0	54	23	32	45	40	40	0	0			
12031203	4	0	0.0	0	0	0	0	0	0	0	0			

26	State Measures 50 through 52 Local Measure J													
	Registration	Ballots Cast	Turnout (%)	50 - Water Quality, Safe Drinking Water Proj. Bonds Yes	No	51 - Allocation of Sales and Use Taxes Vote for 1 Yes	No	52 - Election Day Voter Registration (1) Yes	No	J - Pajaro Valley Unified School Bond (55%) Bonds Yes	Bonds No			
50045004	637	311	48.8	185	107	131	155	147	144	0	0			
50055005	1078	500	46.4	262	200	197	244	211	254	0	0			
50065006	669	313	46.8	132	159	92	176	78	205	0	0			
50075007	214	0	0.0	0	0	0	0	0	0	0	0			
50085008	99	0	0.0	0	0	0	0	0	0	0	0			
50105010	853	358	42.0	220	117	153	168	158	178	0	0			
50115011	791	342	43.2	209	119	146	174	164	161	0	0			
50125012	1181	539	45.6	325	177	181	295	234	274	0	0			
50135013	68	0	0.0	0	0	0	0	0	0	0	0			
50145014	215	0	0.0	0	0	0	0	0	0	0	0			
50155015	190	0	0.0	0	0	0	0	0	0	0	0			
50165016	964	433	44.9	251	157	180	211	195	211	0	0			
50175017	80	0	0.0	0	0	0	0	0	0	0	0			
50185018	736	335	45.5	176	137	130	172	139	172	0	0			
50195019	826	414	50.1	221	166	157	220	191	200	0	0			
50205020	777	317	40.8	181	123	133	163	134	169	0	0			
50215021	299	110	36.8	52	50	42	61	55	49	0	0			
50225022	690	287	41.6	163	112	101	163	87	187	0	0			
50235023	875	348	39.8	238	98	156	166	152	179	0	0			
50245024	33	0	0.0	0	0	0	0	0	0	0	0			
50255025	43	0	0.0	0	0	0	0	0	0	0	0			
50265026	376	142	37.8	82	52	55	76	71	64	0	0			
50275027	961	433	45.1	262	149	196	208	199	214	0	0			
50285028	143	0	0.0	0	0	0	0	0	0	0	0			
50305030	114	0	0.0	0	0	0	0	0	0	0	0			
50325032	296	147	49.7	74	66	46	88	34	105	0	0			
50335033	380	147	38.7	79	56	53	74	59	76	0	0			
50345034	244	0	0.0	0	0	0	0	0	0	0	0			
50355035	194	0	0.0	0	0	0	0	0	0	0	0			
50365036	375	182	48.5	117	54	73	99	84	89	0	0			
50375037	370	182	49.2	92	79	90	80	70	100	0	0			
50385038	210	0	0.0	0	0	0	0	0	0	0	0			
50435043	1160	457	39.4	261	177	178	237	200	237	0	0			
50445044	3	0	0.0	0	0	0	0	0	0	0	0			
50455045	40	0	0.0	0	0	0	0	0	0	0	0			
50485048	339	130	38.3	64	60	52	68	59	66	0	0			
50495049	573	215	37.5	108	94	85	110	60	136	0	0			
50505050	231	0	0.0	0	0	0	0	0	0	0	0			
50515051	84	0	0.0	0	0	0	0	0	0	0	0			
50525052	400	204	51.0	125	64	78	101	80	110	0	0			
50535053	49	0	0.0	0	0	0	0	0	0	0	0			
50545054	34	0	0.0	0	0	0	0	0	0	0	0			
50555055	575	247	43.0	139	95	89	135	122	113	0	0			
50565056	794	355	44.7	197	137	147	180	158	176	0	0			
51015101	1189	363	30.5	268	70	123	197	207	128	0	0			
51085108	1276	521	40.8	366	115	200	251	291	194	0	0			
51105110	1040	490	47.1	323	127	175	243	254	202	0	0			
51145114	531	222	41.8	162	43	73	122	135	69	0	0			
51625162	519	279	53.8	210	39	97	132	181	75	0	0			
54015401	859	460	53.6	254	162	178	233	152	272	0	0			
54025402	557	209	37.5	108	69	63	107	54	122	0	0			
54035403	1181	497	42.1	263	192	206	227	199	259	0	0			
54055405	939	334	35.6	174	125	133	161	106	195	0	0			
54065406	1011	388	38.4	197	165	155	184	132	222	0	0			
54075407	971	428	44.1	227	169	139	237	116	277	0	0			
54095409	6	0	0.0	0	0	0	0	0	0	0	0			
54115411	126	0	0.0	0	0	0	0	0	0	0	0			
54135413	1061	493	46.5	284	177	194	250	182	274	0	0			
80010021002	1351	224	16.6	136	70	92	109	89	121	0	0			
80010051005	1150	188	16.3	128	46	91	82	78	99	0	0			
80010061006	929	176	18.9	108	54	74	82	71	94	0	0			
80010071007	34	19	55.9	12	7	11	8	7	12	0	0			
80010081008	997	163	16.3	99	53	68	76	64	88	0	0			
80010091009	1410	231	16.4	141	73	92	114	114	106	0	0			
80010101010	26	18	69.2	9	9	5	12	10	8	0	0			
80010111011	1218	211	17.3	132	59	98	86	97	94	0	0			
80010121012	715	229	32.0	139	69	94	105	90	118	0	0			
80010131013	185	124	67.0	76	40	54	57	59	59	0	0			
80010141014	98	60	61.2	42	16	19	33	22	35	0	0			

26	State Measures 50 through 52 Local Measure J														
	Registration	Ballots Cast	Turnout (%)		50 - Water Quality, Safe Drinking Water Proj. Bonds Yes	No		51 - Allocation of Sales and Use Taxes Vote for 1 Yes	No		52 - Election Day Voter Registration (1) Yes	No		J - Pajaro Valley Unified School Bond (55%) Bonds Yes	Bonds No
80010151015	22	13	59.1		7	5		3	8		7	5		0	0
80010161016	88	53	60.2		35	18		14	37		30	21		0	0
80010171017	788	113	14.3		71	35		48	54		48	59		0	0
80010181018	657	121	18.4		68	39		55	52		46	65		0	0
80010191019	549	74	13.5		52	19		25	44		31	41		0	0
80010201020	874	139	15.9		92	32		59	57		61	69		0	0
80010211021	2	0	0.0		0	0		0	0		0	0		0	0
80010221022	781	119	15.2		81	33		60	49		56	57		0	0
80010231023	189	110	58.2		50	56		45	59		29	78		0	0
80010241024	707	95	13.4		65	24		42	45		40	50		0	0
80010251025	31	20	64.5		8	11		6	13		4	15		0	0
80010261026	383	66	17.2		42	17		28	27		32	27		0	0
80010271027	1327	273	20.6		156	102		118	127		113	139		0	0
80010281028	793	117	14.8		56	53		47	63		41	71		0	0
80010291029	150	100	66.7		54	37		44	49		40	54		0	0
80010311031	232	147	63.4		78	55		58	75		57	83		0	0
80010321032	506	105	20.8		57	37		46	46		38	56		0	0
80010351035	215	144	67.0		83	56		56	77		46	91		0	0
80010361036	1082	225	20.8		134	80		89	121		78	132		0	0
80010371037	437	53	12.1		31	22		25	27		21	32		0	0
80010381038	732	142	19.4		63	71		57	75		38	99		0	0
80010391039	401	139	34.7		76	52		56	69		58	74		0	0
80010401040	78	42	53.8		22	20		14	27		20	22		0	0
80010411041	638	85	13.3		52	25		41	31		32	45		0	0
80010421042	916	213	23.3		107	90		85	103		77	119		0	0
80010441044	32	11	34.4		4	4		5	1		6	3		0	0
80010451045	84	57	67.9		35	16		13	37		19	33		0	0
80010471047	463	106	22.9		49	51		44	52		37	62		0	0
80010481048	504	101	20.0		41	49		26	60		25	66		0	0
80010491049	514	77	15.0		42	29		34	33		25	47		0	0
80010501050	596	143	24.0		51	84		53	79		37	97		0	0
80010511051	9	0	0.0		0	0		0	0		0	0		0	0
80010521052	115	64	55.7		33	29		25	35		17	39		0	0
80010541054	23	21	91.3		9	11		3	16		5	13		0	0
80010551055	10	1	10.0		1	0		0	0		1	0		0	2
80010561056	171	100	58.5		45	47		31	58		31	63		0	0
80010571057	231	154	66.7		86	64		65	79		55	91		0	0
80010581058	35	30	85.7		9	18		13	13		10	19		0	0
80010591059	30	18	60.0		10	7		11	5		8	9		0	0
80010601060	7	0	0.0		0	0		0	0		0	0		0	0
80010611061	2	0	0.0		0	0		0	0		0	0		0	0
80010621062	10	0	0.0		0	0		0	0		0	0		0	0
80010631063	1151	210	18.2		115	77		83	106		76	119		0	0
80010641064	70	49	70.0		29	20		14	32		19	30		0	0
80010671067	86	54	62.8		36	16		16	33		29	23		0	0
80010681068	598	132	22.1		65	62		63	60		45	81		0	0
80010691069	109	47	43.1		29	14		17	23		25	17		0	0
80010751075	15	0	0.0		0	0		0	0		0	0		0	0
80010761076	29	22	75.9		17	5		10	10		11	8		0	0
80010771077	49	33	67.3		17	13		10	17		14	16		0	0
80010781078	162	107	66.0		61	42		43	55		39	58		0	0
80010791079	4	4	100.0		3	1		2	2		3	1		0	0
80011011101	648	126	19.4		82	33		43	66		47	68		0	0
80011031103	767	172	22.4		81	76		62	92		64	96		0	0
80011131113	677	199	29.4		104	81		71	111		57	131		0	0
80012011201	239	118	49.4		78	33		54	53		45	66		0	0
80012021202	297	60	20.2		36	17		25	29		30	22		0	0
80012031203	4	0	0.0		0	0		0	0		0	0		0	0
80012081208	281	75	26.7		44	21		28	34		32	36		0	0
80020002000	9	1	11.1		0	0		1	0		1	0		0	0
80020012001	764	111	14.5		58	50		59	48		55	54		58	54
80020022002	6	1	16.7		0	0		0	0		0	0		0	1
80020032003	175	113	64.6		50	51		27	69		44	61		63	43
80020042004	124	89	71.8		62	24		34	48		53	33		56	27
80020052005	49	31	63.3		10	17		12	16		13	16		15	15
80020072007	269	151	56.1		89	47		80	51		70	73		93	52
80020082008	546	100	18.3		48	42		37	50		41	51		59	37
80020092009	11	7	63.6		4	3		4	3		1	6		5	2
80020102010	791	197	24.9		91	95		85	97		71	117		118	72

26	State Measures 50 through 52 Local Measure J													
	Registration	Ballots Cast	Turnout (%)	50 - Water Quality, Safe Drinking Water Proj. Bonds Yes	No	51 - Allocation of Sales and Use Taxes Vote for 1 Yes	No	52 - Election Day Voter Registration (1) Yes	No	J - Pajaro Valley Unified School Bond (55%) Bonds Yes	Bonds No			
80020122012	807	165	20.4	73	77	66	83	68	86	87	70			
80020142014	151	108	71.5	65	38	46	55	40	64	52	51			
80020152015	426	67	15.7	38	23	35	28	19	43	47	19			
80020172017	1043	169	16.2	79	82	59	94	52	111	89	68			
80020192019	221	59	26.7	31	25	31	22	21	31	38	18			
80020202020	87	56	64.4	36	13	23	25	20	30	0	0			
80020212021	111	77	69.4	32	44	30	44	25	49	31	44			
80020222022	409	79	19.3	44	33	39	38	24	52	0	0			
80020232023	980	180	18.4	116	51	67	97	72	98	114	53			
80020242024	675	129	19.1	84	37	59	61	54	65	86	32			
80020252025	908	175	19.3	106	57	84	72	62	104	102	52			
80020262026	521	100	19.2	55	35	39	51	38	55	61	35			
80020272027	396	78	19.7	59	16	36	38	38	37	56	14			
80020282028	20	12	60.0	7	4	7	5	3	8	9	3			
80020292029	828	119	14.4	70	41	43	65	49	64	75	32			
80020302030	911	139	15.3	75	52	58	69	37	88	87	33			
80020312031	796	184	23.1	114	63	75	102	63	116	96	64			
80020322032	949	206	21.7	119	71	88	98	65	131	125	58			
80020332033	1225	197	16.1	121	68	88	92	66	116	103	65			
80020342034	67	32	47.8	20	9	12	18	12	18	23	6			
80020352035	1102	174	15.8	113	52	76	82	55	104	101	47			
80020362036	2	0	0.0	0	0	0	0	0	0	0	0			
80020372037	417	77	18.5	38	36	33	41	23	49	45	28			
80020382038	315	52	16.5	25	22	22	24	17	29	34	14			
80020392039	195	115	59.0	71	36	58	50	40	67	68	46			
80020402040	347	64	18.4	41	19	26	32	25	34	42	21			
80020412041	400	96	24.0	52	33	41	43	33	55	56	38			
80020422042	472	102	21.6	52	42	43	45	31	60	61	34			
80020442044	26	27	103.8	10	15	13	13	10	16	18	7			
80020452045	34	20	58.8	8	8	6	11	7	9	13	6			
80020462046	151	103	68.2	51	49	38	60	35	65	64	34			
80020472047	71	30	42.3	15	14	12	17	13	17	24	6			
80020482048	832	169	20.3	102	54	72	85	59	101	0	0			
80020492049	48	20	41.7	8	10	4	14	4	14	6	13			
80020502050	35	19	54.3	10	9	4	14	5	14	9	10			
80020512051	1340	265	19.8	163	82	99	139	95	150	143	73			
80020522052	1141	275	24.1	141	118	98	150	75	180	154	91			
80020532053	1159	301	26.0	161	109	116	152	94	182	192	74			
80020542054	63	37	58.7	23	10	18	15	18	16	26	9			
80020552055	1016	185	18.2	99	77	69	99	55	123	119	63			
80020582058	119	85	71.4	44	39	31	49	39	43	57	28			
80020602060	41	41	100.0	30	9	24	15	9	30	29	11			
80022012201	977	152	15.6	87	55	67	70	53	91	0	0			
80022022202	689	126	18.3	78	38	50	62	57	61	0	0			
80022042204	876	172	19.6	105	59	69	90	57	107	0	0			
80022052205	842	184	21.9	104	66	71	96	60	116	0	0			
80022062206	678	94	13.9	64	25	46	36	43	41	0	0			
80022072207	10	0	0.0	0	0	0	0	0	0	0	0			
80022082208	916	130	14.2	86	35	56	53	64	57	0	0			
80023312331	608	85	14.0	49	28	44	31	38	40	55	27			
80023323333	24	9	37.5	7	2	6	3	7	2	7	2			
80023412341	309	53	17.2	31	17	17	31	18	30	30	22			
80030013001	131	83	63.4	63	15	33	43	49	29	0	0			
80030023002	450	40	8.9	17	21	7	30	16	22	0	0			
80030033003	865	156	18.0	96	49	53	82	72	74	0	0			
80030043004	1223	273	22.3	173	91	116	139	118	142	0	0			
80030053005	16	7	43.8	0	7	4	3	3	4	0	0			
80030073007	42	31	73.8	17	13	11	20	19	12	0	0			
80030083008	826	137	16.6	84	42	56	67	60	69	0	0			
80030093009	33	25	75.8	12	13	7	18	5	20	0	0			
80030133013	54	37	68.5	22	10	16	15	22	13	0	0			
80030143014	49	13	26.5	7	4	7	6	7	6	0	0			
80031013101	294	85	28.9	66	15	36	40	42	39	0	0			
80031023102	1250	252	20.2	152	77	100	122	110	122	0	0			
80031033103	1043	192	18.4	111	63	71	105	80	96	0	0			
80031043104	1224	138	11.3	82	42	52	69	58	70	0	0			
80031053105	1009	209	20.7	134	62	74	110	88	104	0	0			
80031083108	982	146	14.9	92	42	60	73	67	69	0	0			
80031133113	903	116	12.8	71	38	53	54	57	55	0	0			

26	State Measures 50 through 52 Local Measure J													
	Registration	Ballots Cast	Turnout (%)	50 - Water Quality, Safe Drinking Water Proj. Bonds Yes	No	51 - Allocation of Sales and Use Taxes Vote for 1 Yes	No	52 - Election Day Voter Registration (1) Yes	No	J - Pajaro Valley Unified School Bond (55%) Bonds Yes	Bonds No			
80031143114	1193	112	9.4	75	30	51	51	63	44	0	0			
80031153115	1033	155	15.0	97	47	71	69	82	64	0	0			
80031163116	917	110	12.0	82	23	53	44	59	42	0	0			
80031193119	1090	99	9.1	63	25	37	44	54	32	0	0			
80031213121	1385	118	8.5	84	24	55	46	70	40	0	0			
80031233123	975	107	11.0	74	15	45	36	48	33	0	0			
80031253125	759	166	21.9	101	52	54	90	55	96	0	0			
80031293129	673	115	17.1	78	26	51	51	61	46	0	0			
80031303130	1143	203	17.8	138	49	78	95	91	97	0	0			
80031403140	723	155	21.4	85	62	70	73	48	97	0	0			
80031433143	609	82	13.5	52	21	29	39	34	40	0	0			
80031453145	1175	237	20.2	146	74	100	108	113	112	0	0			
80031463146	1132	138	12.2	100	31	57	68	69	61	0	0			
80031483148	767	66	8.6	46	16	28	33	38	25	0	0			
80031513151	694	94	13.5	50	39	32	53	43	48	0	0			
80031533153	1085	149	13.7	89	42	59	66	61	74	0	0			
80031583158	729	106	14.5	69	30	36	58	55	44	0	0			
80031603160	648	10	1.5	5	5	3	6	2	7	0	0			
80031613161	250	0	0.0	0	0	0	0	0	0	0	0			
80031633163	634	11	1.7	5	4	4	5	6	4	0	0			
80031653165	365	11	3.0	7	3	3	6	6	4	0	0			
80031663166	307	0	0.0	0	0	0	0	0	0	0	0			
80031683168	265	0	0.0	0	0	0	0	0	0	0	0			
80031693169	256	0	0.0	0	0	0	0	0	0	0	0			
80031713171	963	160	16.6	86	62	55	83	55	89	0	0			
80031783178	884	96	10.9	58	30	37	48	38	53	0	0			
80031813181	556	55	9.9	37	16	22	31	28	23	0	0			
80040014001	2	1	50.0	1	0	1	0	1	0	1	0			
80040074007	883	198	22.4	88	97	89	93	63	130	108	86			
80040084008	256	112	43.8	64	45	47	58	55	55	78	35			
80040094009	189	100	52.9	55	37	44	49	50	43	61	32			
80040164016	578	69	11.9	29	34	23	39	31	34	34	33			
80040184018	436	60	13.8	38	19	31	26	36	23	40	18			
80040234023	49	29	59.2	14	13	10	17	9	17	0	0			
80040264026	472	78	16.5	26	51	33	42	21	57	38	39			
80040274027	11	0	0.0	0	0	0	0	0	0	0	0			
80040294029	78	54	69.2	18	32	16	33	16	33	28	22			
80040304030	493	112	22.7	52	53	46	58	40	67	58	49			
80043104310	657	78	11.9	53	16	41	26	48	20	57	17			
80043114311	1198	159	13.3	114	34	83	63	99	50	125	27			
80043174317	231	81	35.1	54	20	41	32	42	33	65	12			
80043314331	158	66	41.8	37	20	36	21	38	22	47	17			
80043334333	1293	237	18.3	142	80	101	108	137	87	159	69			
80043414341	881	92	10.4	48	36	45	39	37	49	58	34			
80043444344	708	88	12.4	49	32	35	46	42	40	46	32			
80043454345	149	61	40.9	28	33	36	25	35	26	43	17			
80043504350	261	35	13.4	15	14	13	13	14	14	15	15			
80043514351	367	67	18.3	28	36	36	27	24	39	39	24			
80043544354	941	166	17.6	114	36	72	70	72	77	101	52			
80043614361	612	101	16.5	63	31	51	42	50	45	69	30			
80043624362	793	105	13.2	56	37	40	46	49	41	64	32			
80043634363	387	70	18.1	37	29	35	30	34	33	47	22			
80043644364	404	68	16.8	32	26	28	33	26	36	33	33			
80043714371	543	100	18.4	49	40	44	41	44	43	52	44			
80043724372	497	95	19.1	61	25	33	54	41	46	49	46			
80043734373	1344	323	24.0	164	143	152	144	122	185	166	148			
80043744374	300	76	25.3	45	24	35	34	28	44	40	30			
80050025002	6	0	0.0	0	0	0	0	0	0	0	0			
80050045004	637	87	13.7	49	36	41	43	37	46	0	0			
80050055005	1078	144	13.4	71	67	66	72	48	90	0	0			
80050065006	669	101	15.1	49	46	34	57	33	61	0	0			
80050075007	214	126	58.9	63	56	61	58	57	65	0	0			
80050085008	99	55	55.6	31	19	22	27	25	26	0	0			
80050105010	853	126	14.8	71	53	63	58	47	74	0	0			
80050115011	791	87	11.0	52	31	39	39	39	43	0	0			
80050125012	1181	180	15.2	109	58	75	82	61	107	0	0			
80050135013	68	32	47.1	11	17	13	16	14	16	0	0			
80050145014	215	105	48.8	64	39	47	53	46	55	0	0			
80050155015	190	102	53.7	60	40	39	58	45	52	0	0			

26	State Measures 50 through 52 Local Measure J												
	Registration	Ballots Cast	Turnout (%)	50 - Water Quality, Safe Drinking Water Proj. Bonds Yes	No	51 - Allocation of Sales and Use Taxes Vote for 1 Yes	No	52 - Election Day Voter Registration (1) Yes	No	J - Pajaro Valley Unified School Bond (55%) Bonds Yes	Bonds No		
80050165016	964	133	13.8	65	55	55	64	49	73	0	0		
80050175017	80	41	51.3	19	21	15	23	10	29	0	0		
80050185018	736	103	14.0	46	51	38	53	30	63	0	0		
80050195019	826	111	13.4	48	55	50	54	32	74	0	0		
80050205020	777	105	13.5	52	46	46	52	33	66	0	0		
80050215021	299	58	19.4	25	30	22	32	21	34	0	0		
80050225022	690	140	20.3	65	70	58	73	47	89	0	0		
80050235023	875	130	14.9	64	56	49	69	55	67	0	0		
80050245024	33	22	66.7	16	5	6	14	9	12	0	0		
80050255025	43	25	58.1	11	13	9	13	5	20	0	0		
80050265026	376	53	14.1	29	21	23	25	20	28	0	0		
80050275027	961	122	12.7	71	47	49	67	65	53	0	0		
80050285028	143	85	59.4	49	33	29	52	30	52	0	0		
80050305030	114	78	68.4	34	42	29	44	17	59	0	0		
80050325032	296	50	16.9	24	26	20	28	16	33	0	0		
80050335033	380	79	20.8	41	31	25	42	26	46	0	0		
80050345034	244	162	66.4	85	63	54	89	54	94	0	0		
80050355035	194	125	64.4	66	53	53	66	42	77	0	0		
80050365036	375	58	15.5	36	20	18	36	18	38	0	0		
80050375037	370	57	15.4	21	32	17	34	14	39	0	0		
80050385038	210	150	71.4	82	63	59	84	47	97	0	0		
80050435043	1160	231	19.9	127	89	101	112	77	136	0	0		
80050445044	3	3	100.0	2	1	1	2	2	1	0	0		
80050455045	40	25	62.5	14	11	11	13	13	12	0	0		
80050485048	339	70	20.6	31	37	29	37	24	43	0	0		
80050495049	573	140	24.4	79	60	58	77	47	90	0	0		
80050505050	231	151	65.4	87	55	61	73	63	77	0	0		
80050515051	84	56	66.7	21	31	25	24	15	37	0	0		
80050525052	400	67	16.8	44	23	23	42	28	38	0	0		
80050535053	49	30	61.2	15	13	15	11	15	15	0	0		
80050545054	34	24	70.6	13	10	12	12	6	17	0	0		
80050555055	575	83	14.4	36	43	33	46	34	45	0	0		
80050565056	794	120	15.1	73	44	34	77	42	75	0	0		
80051015101	1189	171	14.4	111	48	72	78	76	78	0	0		
80051085108	1276	159	12.5	109	42	64	85	72	76	0	0		
80051105110	1040	174	16.7	98	64	66	90	70	92	0	0		
80051145114	531	78	14.7	46	25	36	30	42	28	0	0		
80051625162	519	39	7.5	32	4	13	19	28	7	0	0		
80054015401	859	147	17.1	73	64	61	69	46	93	0	0		
80054025402	557	180	32.3	92	60	72	76	44	110	0	0		
80054035403	1181	197	16.7	104	85	86	96	73	114	0	0		
80054055405	939	175	18.6	81	83	74	84	46	122	0	0		
80054065406	1011	151	14.9	66	74	59	78	49	92	0	0		
80054075407	971	229	23.6	123	93	95	117	83	132	0	0		
80054095409	6	4	66.7	1	3	1	3	1	3	0	0		
80054115411	126	76	60.3	44	26	36	33	24	47	0	0		
80054135413	1061	218	20.5	96	111	91	112	78	135	0	0		
Precinct Totals	135553	53603	39.5	33824	15891	19842	27683	24726	24824	8715	3949		
Absentee Totals	135553	26442	19.5	14995	9658	10872	13032	10418	14335	4822	2741		
Grand Totals	135553	80045	59.1	48819	25549	30714	40715	35144	39159	13537	6690		



A vertical bar chart consisting of 15 segments. The segments alternate between white and light gray, starting with a white segment at the top. The segments are of varying heights, with the top segment being the tallest and the bottom segment being the shortest. The bar is outlined in black.

Segment	Color
1	White
2	Light Gray
3	White
4	Light Gray
5	White
6	Light Gray
7	White
8	Light Gray
9	White
10	Light Gray
11	White
12	Light Gray
13	White
14	Light Gray
15	White

A vertical bar chart consisting of 15 segments. The segments alternate between white and light gray, starting with a white segment at the top. The segments are of varying heights, with the top segment being the tallest and the bottom segment being the shortest. The bar is outlined in black.

Segment	Color
1	White
2	Light Gray
3	White
4	Light Gray
5	White
6	Light Gray
7	White
8	Light Gray
9	White
10	Light Gray
11	White
12	Light Gray
13	White
14	Light Gray
15	White

A vertical bar chart consisting of 15 segments. The segments alternate between white and light gray, starting with a white segment at the top. The segments are of varying heights, with the top segment being the tallest and the bottom segment being the shortest. The bar is outlined in black.

Segment	Color
1	White
2	Light Gray
3	White
4	Light Gray
5	White
6	Light Gray
7	White
8	Light Gray
9	White
10	Light Gray
11	White
12	Light Gray
13	White
14	Light Gray
15	White

A vertical bar chart consisting of 15 segments. The segments alternate in color, starting with a white segment at the top, followed by a light gray segment, and continuing this pattern down to the bottom. The segments are of varying heights, with the top segment being the tallest and the bottom segment being the shortest.

Segment	Color
1	White
2	Light Gray
3	White
4	Light Gray
5	White
6	Light Gray
7	White
8	Light Gray
9	White
10	Light Gray
11	White
12	Light Gray
13	White
14	Light Gray
15	White

A vertical bar chart consisting of 15 segments. The segments alternate in color, starting with a white segment at the top, followed by a light gray segment, and continuing this pattern down to the bottom. The segments are of varying heights, with the top segment being the tallest and the bottom segment being the shortest.

Segment	Color
1	White
2	Light Gray
3	White
4	Light Gray
5	White
6	Light Gray
7	White
8	Light Gray
9	White
10	Light Gray
11	White
12	Light Gray
13	White
14	Light Gray
15	White



A vertical bar chart consisting of 15 segments. The segments alternate in color, starting with a white segment at the top, followed by a light gray segment, and continuing this pattern down to the bottom. The segments are of varying heights, with the top segment being the tallest and the bottom segment being the shortest.

Segment	Color
1	White
2	Light Gray
3	White
4	Light Gray
5	White
6	Light Gray
7	White
8	Light Gray
9	White
10	Light Gray
11	White
12	Light Gray
13	White
14	Light Gray
15	White

***Grand Totals 26	State Measures 50 through 52 Local Measure J												
	Registration	Ballots Cast	Turnout (%)	50 - Water Quality, Safe Drinking Water Proj. Bonds Yes	No	51 - Allocation of Sales and Use Taxes Vote for 1 Yes	No	52 - Election Day Voter Registration (1) Yes	No	J - Pajaro Valley Uni- fied School Bond (55%) Bonds Yes	Bonds No		
Santa Cruz County	135553	80045	59.1	48819	25549	30714	40715	35144	39159	13537	6690		
14th Congressional Distr	41695	25424	61.0	13748	10118	9936	13153	9824	14044	1734	1148		
17th Congressional Distr	93858	54621	58.2	35071	15431	20778	27562	25320	25115	11803	5542		
11th Senatorial District	82955	48921	59.0	31824	13617	18443	24962	23271	22118	2219	890		
15th Senatorial District	52598	31124	59.2	16995	11932	12271	15753	11873	17041	11318	5800		
27th Assembly District	117720	70798	60.1	43677	22155	26891	36220	30959	34799	7767	3665		
28th Assembly District	17833	9247	51.9	5142	3394	3823	4495	4185	4360	5770	3025		
1st Supervisorial Distri	28713	16827	58.6	10091	5559	6561	8479	7005	8634	0	2		
2nd Supervisorial Distri	29530	17992	60.9	10672	6073	6978	9235	6862	9873	8636	4137		
3rd Supervisorial Distri	31604	19218	60.8	13439	4280	6811	9934	10378	7305	0	0		
4th Supervisorial Distri	15171	7846	51.7	4369	2885	3234	3826	3559	3696	4901	2551		
5th Supervisorial Distri	30535	18162	59.5	10248	6752	7130	9241	7340	9651	0	0		
City Of Santa Cruz	34562	20822	60.2	14549	4631	7399	10708	11172	7956	0	0		
City Of Capitola	5809	3324	57.2	2123	964	1271	1692	1419	1667	0	0		
City Of Watsonville	12665	6480	51.2	3782	2179	2694	3096	3038	2912	4162	1982		
City Of Scotts Valley	6711	4186	62.4	2187	1658	1643	2067	1385	2469	0	0		
Unincorporated Area	75806	45233	59.7	26178	16117	17707	23152	18130	24155	9375	4708		

***Absentee Totals 26	State Measures 50 through 52 Local Measure J													
	Registration	Ballots Cast	Turnout (%)	50 - Water Quality, Safe Drinking Water Proj. Bonds		51 - Allocation of Sales and Use Taxes Vote for 1		52 - Election Day Voter Registration (1)		J - Pajaro Valley Uni- fied School Bond (55%)		Bonds No		
				Yes	No	Yes	No	Yes	No	Bonds Yes	Bonds No			
Santa Cruz County	135553	26442	19.5	14995	9658	10872	13032	10418	14335	4822	2741			
14th Congressional Distr	41695	9908	23.8	5166	4188	3981	5118	3618	5761	833	586			
17th Congressional Distr	93858	16534	17.6	9829	5470	6891	7914	6800	8574	3989	2155			
11th Senatorial District	82955	13858	16.7	8341	4555	5668	6768	5741	7196	710	321			
15th Senatorial District	52598	12584	23.9	6654	5103	5204	6264	4677	7139	4112	2420			
27th Assembly District	117720	23122	19.6	13182	8401	9380	11519	8914	12734	2838	1560			
28th Assembly District	17833	3320	18.6	1813	1257	1492	1513	1504	1601	1984	1181			
1st Supervisorial Distri	28713	6642	23.1	3774	2405	2683	3290	2556	3652	0	2			
2nd Supervisorial Distri	29530	6394	21.7	3624	2336	2653	3161	2316	3680	3101	1724			
3rd Supervisorial Distri	31604	4495	14.2	2826	1330	1786	2199	2052	2121	0	0			
4th Supervisorial Distri	15171	2881	19.0	1574	1093	1297	1309	1304	1389	1721	1015			
5th Supervisorial Distri	30535	6030	19.7	3197	2494	2453	3073	2190	3493	0	0			
City Of Santa Cruz	34562	4811	13.9	2998	1438	1903	2347	2137	2306	0	0			
City Of Capitola	5809	1111	19.1	682	349	466	523	441	597	0	0			
City Of Watsonville	12665	2215	17.5	1276	759	1024	959	1045	1002	1367	752			
City Of Scotts Valley	6711	1377	20.5	680	599	575	668	444	848	0	0			
Unincorporated Area	75806	16928	22.3	9359	6513	6904	8535	6351	9582	3455	1989			

Local Measures O, P, Q and R														
	Registration	Ballots Cast	Turnout (%)	O - County Transient Occupancy Surtax (2/3) Yes	No	P - Santa Cruz: Utility Tax Repeal (Mai) (1) Yes	No	Q - Santa Cruz: Transient Occupancy Tax (2/3) (1) Yes	No	R - Scotts Valley: Utility Users Tax (Mai) Yes	No			
20032003	175	0	0.0	0	0	0	0	0	0	0	0	0	0	0
20042004	124	0	0.0	0	0	0	0	0	0	0	0	0	0	0
20052005	49	0	0.0	0	0	0	0	0	0	0	0	0	0	0
20072007	269	0	0.0	0	0	0	0	0	0	0	0	0	0	0
20082008	546	194	35.5	104	76	0	0	0	0	0	0	0	0	0
20092009	11	0	0.0	0	0	0	0	0	0	0	0	0	0	0
20102010	791	289	36.5	174	99	0	0	0	0	0	0	0	0	0
20122012	807	270	33.5	143	112	0	0	0	0	0	0	0	0	0
20142014	151	0	0.0	0	0	0	0	0	0	0	0	0	0	0
20152015	426	178	41.8	114	56	0	0	0	0	0	0	0	0	0
20172017	1043	461	44.2	246	183	0	0	0	0	0	0	0	0	0
20192019	221	0	0.0	0	0	0	0	0	0	0	0	0	0	0
20202020	87	0	0.0	0	0	0	0	0	0	0	0	0	0	0
20212021	111	0	0.0	0	0	0	0	0	0	0	0	0	0	0
20222022	409	170	41.6	92	43	0	0	0	0	0	0	0	0	0
20232023	980	490	50.0	326	136	0	0	0	0	0	0	0	0	0
20242024	675	308	45.6	194	95	0	0	0	0	0	0	0	0	0
20252025	908	391	43.1	231	135	0	0	0	0	0	0	0	0	0
20262026	521	240	46.1	134	87	0	0	0	0	0	0	0	0	0
20272027	396	177	44.7	114	53	0	0	0	0	0	0	0	0	0
20282028	20	0	0.0	0	0	0	0	0	0	0	0	0	0	0
20292029	828	366	44.2	222	120	0	0	0	0	0	0	0	0	0
20302030	911	424	46.5	265	132	0	0	0	0	0	0	0	0	0
20312031	796	365	45.9	234	105	0	0	0	0	0	0	0	0	0
20322032	949	443	46.7	291	128	0	0	0	0	0	0	0	0	0
20332033	1225	552	45.1	360	160	0	0	0	0	0	0	0	0	0
20342034	67	0	0.0	0	0	0	0	0	0	0	0	0	0	0
20352035	1102	537	48.7	346	166	0	0	0	0	0	0	0	0	0
20362036	2	0	0.0	0	0	0	0	0	0	0	0	0	0	0
20372037	417	143	34.3	68	66	0	0	0	0	0	0	0	0	0
20382038	315	133	42.2	72	49	0	0	0	0	0	0	0	0	0
20392039	195	1	0.5	1	0	0	0	0	0	0	0	0	0	0
20402040	347	150	43.2	89	48	0	0	0	0	0	0	0	0	0
20412041	400	124	31.0	63	51	0	0	0	0	0	0	0	0	0
20422042	472	210	44.5	131	66	0	0	0	0	0	0	0	0	0
20442044	26	0	0.0	0	0	0	0	0	0	0	0	0	0	0
20452045	34	0	0.0	0	0	0	0	0	0	0	0	0	0	0
20462046	151	0	0.0	0	0	0	0	0	0	0	0	0	0	0
20472047	71	2	2.8	2	0	0	0	0	0	0	0	0	0	0
20482048	832	317	38.1	149	98	0	0	0	0	0	0	0	0	0
20492049	48	0	0.0	0	0	0	0	0	0	0	0	0	0	0
20502050	35	0	0.0	0	0	0	0	0	0	0	0	0	0	0
20512051	1340	536	40.0	312	188	0	0	0	0	0	0	0	0	0
20522052	1141	492	43.1	314	157	0	0	0	0	0	0	0	0	0
20532053	1159	463	39.9	270	164	0	0	0	0	0	0	0	0	0
20542054	63	0	0.0	0	0	0	0	0	0	0	0	0	0	0
20552055	1016	462	45.5	291	141	0	0	0	0	0	0	0	0	0
20582058	119	0	0.0	0	0	0	0	0	0	0	0	0	0	0
20602060	41	0	0.0	0	0	0	0	0	0	0	0	0	0	0
30013001	131	0	0.0	0	0	0	0	0	0	0	0	0	0	0
30023002	450	252	56.0	142	78	0	0	0	0	0	0	0	0	0
30033003	865	422	48.8	246	138	0	0	0	0	0	0	0	0	0
30043004	1223	515	42.1	276	173	0	0	0	0	0	0	0	0	0
30053005	16	0	0.0	0	0	0	0	0	0	0	0	0	0	0
30073007	42	0	0.0	0	0	0	0	0	0	0	0	0	0	0
30083008	826	335	40.6	197	103	0	0	0	0	0	0	0	0	0
30093009	33	0	0.0	0	0	0	0	0	0	0	0	0	0	0
30133013	54	0	0.0	0	0	0	0	0	0	0	0	0	0	0
30143014	49	0	0.0	0	0	0	0	0	0	0	0	0	0	0
31013101	294	138	46.9	0	0	24	94	66	45	0	0	0	0	0
31023102	1250	597	47.8	0	0	123	435	329	213	0	0	0	0	0
31033103	1043	452	43.3	0	0	97	329	246	173	0	0	0	0	0
31043104	1224	635	51.9	0	0	131	457	335	236	0	0	0	0	0
31053105	1009	526	52.1	0	0	120	373	293	181	0	0	0	0	0
31083108	982	481	49.0	0	0	83	373	257	180	0	0	0	0	0
31133113	903	436	48.3	0	0	106	299	228	166	0	0	0	0	0
31143114	1193	596	50.0	0	0	103	464	271	279	0	0	0	0	0
31153115	1033	504	48.8	0	0	90	375	245	213	0	0	0	0	0
31163116	917	422	46.0	0	0	61	326	217	153	0	0	0	0	0

Local Measures O, P, Q and R														
27	Registration	Ballots Cast	Turnout (%)	O - County Transient Occupancy Surtax (2/3) Yes	No	P - Santa Cruz: Utility Tax Repeal (Mai) (1) Yes	No	Q - Santa Cruz: Transient Occupancy Tax (2/3) (1) Yes	No	R - Scotts Valley: Utility Users Tax (Mai) Yes	No			
31193119	1090	504	46.2	0	0	87	371	258	187	0	0			
31213121	1385	630	45.5	0	0	89	497	260	309	0	0			
31233123	975	355	36.4	0	0	61	258	146	161	0	0			
31253125	759	379	49.9	0	0	78	272	225	115	0	0			
31293129	673	367	54.5	0	0	79	266	210	121	0	0			
31303130	1143	535	46.8	0	0	124	377	312	178	0	0			
31403140	723	401	55.5	0	0	116	265	243	130	0	0			
31433143	609	346	56.8	0	0	48	275	192	123	0	0			
31453145	1175	530	45.1	0	0	108	387	294	188	0	0			
31463146	1132	534	47.2	0	0	82	420	265	215	0	0			
31483148	767	357	46.5	0	0	63	271	164	153	0	0			
31513151	694	343	49.4	0	0	84	236	170	137	0	0			
31533153	1085	527	48.6	0	0	116	358	255	193	0	0			
31583158	729	340	46.6	0	0	62	255	176	134	0	0			
31603160	648	223	34.4	0	0	22	162	64	115	0	0			
31613161	250	124	49.6	0	0	18	87	23	73	0	0			
31633163	634	224	35.3	0	0	38	139	60	110	0	0			
31653165	365	226	61.9	0	0	43	136	39	135	0	0			
31663166	307	150	48.9	0	0	30	77	26	79	0	0			
31683168	265	90	34.0	0	0	19	48	17	44	0	0			
31693169	256	119	46.5	0	0	24	75	35	60	0	0			
31713171	963	470	48.8	0	0	116	333	255	184	0	0			
31783178	884	358	40.5	0	0	64	269	160	158	0	0			
31813181	556	275	49.5	0	0	44	215	133	110	0	0			
40014001	2	0	0.0	0	0	0	0	0	0	0	0			
40074007	883	327	37.0	168	142	0	0	0	0	0	0			
40084008	256	0	0.0	0	0	0	0	0	0	0	0			
40094009	189	0	0.0	0	0	0	0	0	0	0	0			
40164016	578	212	36.7	103	95	0	0	0	0	0	0			
40184018	436	141	32.3	67	67	0	0	0	0	0	0			
40234023	49	0	0.0	0	0	0	0	0	0	0	0			
40264026	472	217	46.0	94	112	0	0	0	0	0	0			
40274027	11	0	0.0	0	0	0	0	0	0	0	0			
40294029	78	0	0.0	0	0	0	0	0	0	0	0			
40304030	493	172	34.9	83	81	0	0	0	0	0	0			
50025002	6	1	16.7	1	0	0	0	0	0	0	0			
50045004	637	311	48.8	153	129	0	0	0	0	0	0			
50055005	1078	500	46.4	258	184	0	0	0	0	0	0			
50065006	669	313	46.8	158	120	0	0	0	0	0	0			
50075007	214	0	0.0	0	0	0	0	0	0	0	0			
50085008	99	0	0.0	0	0	0	0	0	0	0	0			
50105010	853	358	42.0	187	145	0	0	0	0	0	0			
50115011	791	342	43.2	182	131	0	0	0	0	0	0			
50125012	1181	539	45.6	267	212	0	0	0	0	0	0			
50135013	68	0	0.0	0	0	0	0	0	0	0	0			
50145014	215	0	0.0	0	0	0	0	0	0	0	0			
50155015	190	0	0.0	0	0	0	0	0	0	0	0			
50165016	964	433	44.9	248	142	0	0	0	0	0	0			
50175017	80	0	0.0	0	0	0	0	0	0	0	0			
50185018	736	335	45.5	173	132	0	0	0	0	0	0			
50195019	826	414	50.1	191	171	0	0	0	0	0	0			
50205020	777	317	40.8	156	133	0	0	0	0	0	0			
50215021	299	110	36.8	40	57	0	0	0	0	0	0			
50225022	690	288	41.7	122	111	0	0	0	0	0	0			
50235023	875	348	39.8	189	131	0	0	0	0	0	0			
50245024	33	0	0.0	0	0	0	0	0	0	0	0			
50255025	43	0	0.0	0	0	0	0	0	0	0	0			
50265026	376	142	37.8	82	47	0	0	0	0	0	0			
50275027	961	432	45.0	225	166	0	0	0	0	0	0			
50285028	143	0	0.0	0	0	0	0	0	0	0	0			
50305030	114	0	0.0	0	0	0	0	0	0	0	0			
50325032	296	146	49.3	83	41	0	0	0	0	0	0			
50335033	380	145	38.2	67	56	0	0	0	0	0	0			
50345034	244	0	0.0	0	0	0	0	0	0	0	0			
50355035	194	0	0.0	0	0	0	0	0	0	0	0			
50365036	375	182	48.5	105	62	0	0	0	0	0	0			
50375037	370	182	49.2	90	78	0	0	0	0	0	0			
50385038	210	0	0.0	0	0	0	0	0	0	0	0			
50435043	1160	457	39.4	259	152	0	0	0	0	0	0			

Local Measures O, P, Q and R														
27	Registration	Ballots Cast	Turnout (%)	O - County Transient Occupancy Surtax (2/3) Yes	No	P - Santa Cruz: Utility Tax Repeal (Mai) (1) Yes	No	Q - Santa Cruz: Transient Occupancy Tax (2/3) (1) Yes	No	R - Scotts Valley: Utility Users Tax (Mai) Yes	No			
80010541054	23	21	91.3	16	3	0	0	0	0	0	0			
80010551055	10	2	20.0	2	0	0	0	0	0	0	0			
80010561056	171	98	57.3	46	45	0	0	0	0	0	0			
80010571057	231	153	66.2	85	56	0	0	0	0	0	0			
80010581058	35	30	85.7	10	15	0	0	0	0	0	0			
80010591059	30	19	63.3	6	10	0	0	0	0	0	0			
80010601060	7	0	0.0	0	0	0	0	0	0	0	0			
80010611061	2	0	0.0	0	0	0	0	0	0	0	0			
80010621062	10	0	0.0	0	0	0	0	0	0	0	0			
80010631063	1151	211	18.3	104	70	0	0	0	0	0	0			
80010641064	70	45	64.3	24	16	0	0	0	0	0	0			
80010671067	86	54	62.8	33	15	0	0	0	0	0	0			
80010681068	598	132	22.1	82	42	0	0	0	0	0	0			
80010691069	109	47	43.1	27	15	0	0	0	0	0	0			
80010751075	15	0	0.0	0	0	0	0	0	0	0	0			
80010761076	29	22	75.9	9	8	0	0	0	0	0	0			
80010771077	49	33	67.3	18	9	0	0	0	0	0	0			
80010781078	162	106	65.4	65	33	0	0	0	0	0	0			
80010791079	4	4	100.0	4	0	0	0	0	0	0	0			
80011011101	648	125	19.3	0	0	34	83	78	37	0	0			
80011031103	767	173	22.6	0	0	73	92	84	76	0	0			
80011131113	677	199	29.4	0	0	104	86	102	85	0	0			
80020002000	9	1	11.1	1	0	0	0	0	0	0	0			
80020012001	764	112	14.7	63	45	0	0	0	0	0	0			
80020022002	6	1	16.7	1	0	0	0	0	0	0	0			
80020032003	175	113	64.6	49	57	0	0	0	0	0	0			
80020042004	124	89	71.8	51	34	0	0	0	0	0	0			
80020052005	49	31	63.3	20	10	0	0	0	0	0	0			
80020072007	269	148	55.0	78	66	0	0	0	0	0	0			
80020082008	546	100	18.3	46	44	0	0	0	0	0	0			
80020092009	11	7	63.6	5	2	0	0	0	0	0	0			
80020102010	791	198	25.0	123	64	0	0	0	0	0	0			
80020122012	807	165	20.4	91	65	0	0	0	0	0	0			
80020142014	151	107	70.9	69	32	0	0	0	0	0	0			
80020152015	426	68	16.0	34	31	0	0	0	0	0	0			
80020172017	1043	167	16.0	82	76	0	0	0	0	0	0			
80020192019	221	58	26.2	33	22	0	0	0	0	0	0			
80020202020	87	56	64.4	41	11	0	0	0	0	0	0			
80020212021	111	77	69.4	41	32	0	0	0	0	0	0			
80020222022	409	79	19.3	49	21	0	0	0	0	0	0			
80020232023	980	180	18.4	102	71	0	0	0	0	0	0			
80020242024	675	129	19.1	94	31	0	0	0	0	0	0			
80020252025	908	173	19.1	103	64	0	0	0	0	0	0			
80020262026	521	100	19.2	62	33	0	0	0	0	0	0			
80020272027	396	78	19.7	48	28	0	0	0	0	0	0			
80020282028	20	12	60.0	3	9	0	0	0	0	0	0			
80020292029	828	119	14.4	78	35	0	0	0	0	0	0			
80020302030	911	138	15.1	90	43	0	0	0	0	0	0			
80020312031	796	183	23.0	124	55	0	0	0	0	0	0			
80020322032	949	206	21.7	125	72	0	0	0	0	0	0			
80020332033	1225	198	16.2	137	55	0	0	0	0	0	0			
80020342034	67	32	47.8	18	12	0	0	0	0	0	0			
80020352035	1102	174	15.8	89	78	0	0	0	0	0	0			
80020362036	2	0	0.0	0	0	0	0	0	0	0	0			
80020372037	417	76	18.2	42	27	0	0	0	0	0	0			
80020382038	315	51	16.2	31	16	0	0	0	0	0	0			
80020392039	195	115	59.0	58	54	0	0	0	0	0	0			
80020402040	347	64	18.4	35	26	0	0	0	0	0	0			
80020412041	400	96	24.0	62	32	0	0	0	0	0	0			
80020422042	472	101	21.4	51	42	0	0	0	0	0	0			
80020442044	26	26	100.0	21	4	0	0	0	0	0	0			
80020452045	34	20	58.8	6	12	0	0	0	0	0	0			
80020462046	151	103	68.2	62	32	0	0	0	0	0	0			
80020472047	71	30	42.3	19	11	0	0	0	0	0	0			
80020482048	832	170	20.4	92	55	0	0	0	0	0	0			
80020492049	48	20	41.7	9	10	0	0	0	0	0	0			
80020502050	35	19	54.3	6	13	0	0	0	0	0	0			
80020512051	1340	262	19.6	139	109	0	0	0	0	0	0			
80020522052	1141	273	23.9	182	83	0	0	0	0	0	0			

Local Measures O, P, Q and R														
27	Registration	Ballots Cast	Turnout (%)	O - County Transient Occupancy Surtax (2/3) Yes	No	P - Santa Cruz: Utility Tax Repeal (Mai) (1) Yes	No	Q - Santa Cruz: Transient Occupancy Tax (2/3) (1) Yes	No	R - Scotts Valley: Utility Users Tax (Mai) Yes	No			
80020532053	1159	301	26.0	172	114	0	0	0	0	0	0			
80020542054	63	37	58.7	21	12	0	0	0	0	0	0			
80020552055	1016	185	18.2	97	75	0	0	0	0	0	0			
80020582058	119	85	71.4	53	30	0	0	0	0	0	0			
80020602060	41	41	100.0	21	18	0	0	0	0	0	0			
80030013001	131	83	63.4	51	29	0	0	0	0	0	0			
80030023002	450	40	8.9	17	21	0	0	0	0	0	0			
80030033003	865	155	17.9	80	61	0	0	0	0	0	0			
80030043004	1223	272	22.2	144	107	0	0	0	0	0	0			
80030053005	16	7	43.8	0	6	0	0	0	0	0	0			
80030073007	42	31	73.8	19	9	0	0	0	0	0	0			
80030083008	826	140	16.9	81	47	0	0	0	0	0	0			
80030093009	33	25	75.8	20	5	0	0	0	0	0	0			
80030133013	54	38	70.4	24	12	0	0	0	0	0	0			
80030143014	49	13	26.5	1	10	0	0	0	0	0	0			
80031013101	294	87	29.6	0	0	16	67	52	26	0	0			
80031023102	1250	249	19.9	0	0	85	153	139	94	0	0			
80031033103	1043	193	18.5	0	0	47	137	93	84	0	0			
80031043104	1224	137	11.2	0	0	52	73	79	43	0	0			
80031053105	1009	208	20.6	0	0	86	113	117	79	0	0			
80031083108	982	143	14.6	0	0	42	95	81	56	0	0			
80031133113	903	116	12.8	0	0	41	71	61	50	0	0			
80031143114	1193	111	9.3	0	0	22	85	60	47	0	0			
80031153115	1033	155	15.0	0	0	45	102	83	59	0	0			
80031163116	917	110	12.0	0	0	36	66	68	34	0	0			
80031193119	1090	99	9.1	0	0	22	71	56	36	0	0			
80031213121	1385	117	8.4	0	0	26	81	52	51	0	0			
80031233123	975	107	11.0	0	0	37	61	49	43	0	0			
80031253125	759	166	21.9	0	0	56	103	87	63	0	0			
80031293129	673	115	17.1	0	0	30	80	69	38	0	0			
80031303130	1143	203	17.8	0	0	68	121	105	82	0	0			
80031403140	723	155	21.4	0	0	57	91	92	57	0	0			
80031433143	609	82	13.5	0	0	34	45	43	36	0	0			
80031453145	1175	237	20.2	0	0	79	148	133	89	0	0			
80031463146	1132	138	12.2	0	0	33	99	71	59	0	0			
80031483148	767	66	8.6	0	0	24	35	31	28	0	0			
80031513151	694	94	13.5	0	0	39	51	47	39	0	0			
80031533153	1085	149	13.7	0	0	43	91	70	57	0	0			
80031583158	729	106	14.5	0	0	29	71	45	54	0	0			
80031603160	648	10	1.5	0	0	4	6	1	9	0	0			
80031613161	250	0	0.0	0	0	0	0	0	0	0	0			
80031633163	634	11	1.7	0	0	2	6	0	8	0	0			
80031653165	365	11	3.0	0	0	1	9	4	6	0	0			
80031663166	307	0	0.0	0	0	0	0	0	0	0	0			
80031683168	265	0	0.0	0	0	0	0	0	0	0	0			
80031693169	256	0	0.0	0	0	0	0	0	0	0	0			
80031713171	963	160	16.6	0	0	59	93	82	59	0	0			
80031783178	884	95	10.7	0	0	35	55	54	33	0	0			
80031813181	556	53	9.5	0	0	18	29	24	21	0	0			
80040014001	2	1	50.0	0	1	0	0	0	0	0	0			
80040074007	883	199	22.5	110	81	0	0	0	0	0	0			
80040084008	256	113	44.1	68	41	0	0	0	0	0	0			
80040094009	189	99	52.4	47	47	0	0	0	0	0	0			
80040164016	578	69	11.9	33	33	0	0	0	0	0	0			
80040184018	436	60	13.8	27	29	0	0	0	0	0	0			
80040234023	49	29	59.2	14	14	0	0	0	0	0	0			
80040264026	472	78	16.5	41	35	0	0	0	0	0	0			
80040274027	11	0	0.0	0	0	0	0	0	0	0	0			
80040294029	78	54	69.2	27	22	0	0	0	0	0	0			
80040304030	493	112	22.7	68	39	0	0	0	0	0	0			
80050025002	6	0	0.0	0	0	0	0	0	0	0	0			
80050045004	637	88	13.8	47	37	0	0	0	0	0	0			
80050055005	1078	143	13.3	83	49	0	0	0	0	0	0			
80050065006	669	101	15.1	52	37	0	0	0	0	0	0			
80050075007	214	126	58.9	66	54	0	0	0	0	0	0			
80050085008	99	54	54.5	27	21	0	0	0	0	0	0			
80050105010	853	126	14.8	77	39	0	0	0	0	0	0			
80050115011	791	88	11.1	51	31	0	0	0	0	0	0			
80050125012	1181	179	15.2	102	55	0	0	0	0	0	0			

Local Measures O, P, Q and R														
27	Registration	Ballots Cast	Turnout (%)	O - County Transient Occupancy Surtax (2/3) Yes	No	P - Santa Cruz: Utility Tax Repeal (Mai) (1) Yes	No	Q - Santa Cruz: Transient Occupancy Tax (2/3) (1) Yes	No	R - Scotts Valley: Utility Users Tax (Mai) Yes	No			
80050135013	68	31	45.6	18	9	0	0	0	0	0	0			
80050145014	215	105	48.8	59	44	0	0	0	0	0	0			
80050155015	190	101	53.2	56	38	0	0	0	0	0	0			
80050165016	964	133	13.8	71	44	0	0	0	0	0	0			
80050175017	80	41	51.3	18	20	0	0	0	0	0	0			
80050185018	736	103	14.0	59	35	0	0	0	0	0	0			
80050195019	826	111	13.4	52	52	0	0	0	0	0	0			
80050205020	777	104	13.4	52	46	0	0	0	0	0	0			
80050215021	299	58	19.4	23	32	0	0	0	0	0	0			
80050225022	690	138	20.0	59	63	0	0	0	0	0	0			
80050235023	875	129	14.7	72	48	0	0	0	0	0	0			
80050245024	33	22	66.7	14	4	0	0	0	0	0	0			
80050255025	43	25	58.1	12	12	0	0	0	0	0	0			
80050265026	376	53	14.1	25	24	0	0	0	0	0	0			
80050275027	961	122	12.7	60	55	0	0	0	0	0	0			
80050285028	143	84	58.7	48	32	0	0	0	0	0	0			
80050305030	114	78	68.4	42	32	0	0	0	0	0	0			
80050325032	296	52	17.6	32	17	0	0	0	0	0	0			
80050335033	380	79	20.8	48	28	0	0	0	0	0	0			
80050345034	244	160	65.6	91	55	0	0	0	0	0	0			
80050355035	194	125	64.4	66	52	0	0	0	0	0	0			
80050365036	375	58	15.5	35	17	0	0	0	0	0	0			
80050375037	370	57	15.4	33	22	0	0	0	0	0	0			
80050385038	210	142	67.6	66	54	0	0	0	0	0	0			
80050435043	1160	231	19.9	113	103	0	0	0	0	0	0			
80050445044	3	3	100.0	0	2	0	0	0	0	0	0			
80050455045	40	25	62.5	11	14	0	0	0	0	0	0			
80050485048	339	70	20.6	28	38	0	0	0	0	0	0			
80050495049	573	140	24.4	56	73	0	0	0	0	0	0			
80050505050	231	151	65.4	81	51	0	0	0	0	0	0			
80050515051	84	56	66.7	27	26	0	0	0	0	0	0			
80050525052	400	67	16.8	37	27	0	0	0	0	0	0			
80050535053	49	30	61.2	11	16	0	0	0	0	0	0			
80050545054	34	24	70.6	19	3	0	0	0	0	0	0			
80050555055	575	83	14.4	43	34	0	0	0	0	0	0			
80050565056	794	119	15.0	58	55	0	0	0	0	0	0			
80051015101	1189	172	14.5	0	0	49	109	91	65	0	0			
80051085108	1276	158	12.4	0	0	54	92	76	73	0	0			
80051105110	1040	174	16.7	0	0	55	115	98	69	0	0			
80051145114	531	77	14.5	0	0	18	55	46	26	0	0			
80051625162	519	39	7.5	0	0	4	34	30	7	0	0			
80054015401	859	148	17.2	0	0	0	0	0	0	105	37			
80054025402	557	180	32.3	0	0	0	0	0	0	135	29			
80054035403	1181	193	16.3	0	0	0	0	0	0	143	45			
80054055405	939	175	18.6	0	0	0	0	0	0	121	49			
80054065406	1011	150	14.8	0	0	0	0	0	0	123	24			
80054075407	971	225	23.2	0	0	0	0	0	0	164	55			
80054095409	6	4	66.7	0	0	0	0	0	0	3	1			
80054115411	126	76	60.3	0	0	0	0	0	0	60	12			
80054135413	1061	216	20.4	0	0	0	0	0	0	135	73			
Precinct Totals	117079	47117	40.2	15588	9710	3260	11450	7912	6336	1961	688			
Absentee Totals	117079	23049	19.7	9311	6230	1559	2974	2553	1878	989	325			
Grand Totals	117079	70166	59.9	24899	15940	4819	14424	10465	8214	2950	1013			



A vertical bar chart consisting of 15 segments. The segments alternate between white and light gray, starting with a white segment at the top. The segments are of varying heights, with the top segment being the tallest and the bottom segment being the shortest. The bar is outlined in black.

Segment	Color
1	White
2	Light Gray
3	White
4	Light Gray
5	White
6	Light Gray
7	White
8	Light Gray
9	White
10	Light Gray
11	White
12	Light Gray
13	White
14	Light Gray
15	White












City of Watsonville Measures S, T, U and V													
28	Registration	Ballots Cast	Turnout (%)	S - Watsonville: Public Water Additives (Ma) (1)		T - Watsonville Occupancy Tax (2/3) (1)		U - Watsonville: General Plan (Ma) Vote for 1		V - Watsonville: Mobile Home (Ma) Vote for 1			
				Yes	No	Yes	No	Yes	No	Yes	No	Yes	No
23312331	608	281	46.2	118	144	175	86	144	110	151	106		
23332333	24	0	0.0	0	0	0	0	0	0	0	0		
23412341	309	87	28.2	42	40	55	26	51	32	51	27		
43104310	657	192	29.2	113	69	105	69	97	75	80	82		
43114311	1198	305	25.5	140	142	186	88	191	88	183	91		
43174317	231	0	0.0	0	0	0	0	0	0	0	0		
43314331	158	0	0.0	0	0	0	0	0	0	0	0		
43334333	1293	419	32.4	187	203	249	127	220	145	247	117		
43414341	881	287	32.6	147	125	184	84	167	86	152	92		
43444344	708	262	37.0	116	132	142	98	140	97	134	100		
43454345	149	0	0.0	0	0	0	0	0	0	0	0		
43504350	261	93	35.6	47	37	51	31	42	35	43	33		
43514351	367	116	31.6	49	58	72	35	60	45	66	40		
43544354	941	257	27.3	125	115	147	90	142	88	146	79		
43614361	612	200	32.7	93	98	119	72	107	81	107	74		
43624362	793	265	33.4	128	126	162	85	132	116	130	107		
43634363	387	178	46.0	97	78	118	56	73	94	101	65		
43644364	404	170	42.1	75	82	110	44	77	76	76	70		
43714371	543	261	48.1	130	121	151	87	132	107	130	99		
43724372	497	219	44.1	88	118	140	54	125	73	119	67		
43734373	1344	565	42.0	245	282	353	164	351	164	291	196		
43744374	300	96	32.0	55	38	65	23	54	34	58	29		
80023312331	608	85	14.0	37	44	50	32	46	31	46	34		
80023332333	24	9	37.5	8	1	5	4	5	3	4	4		
80023412341	309	53	17.2	24	26	31	20	23	27	25	22		
80043104310	657	78	11.9	49	21	46	23	41	27	34	30		
80043114311	1198	159	13.3	81	69	100	49	106	42	82	61		
80043174317	231	81	35.1	48	29	41	35	38	36	36	37		
80043314331	158	66	41.8	28	30	39	24	36	26	32	30		
80043334333	1293	237	18.3	96	129	146	76	139	78	130	88		
80043414341	881	94	10.7	46	42	56	34	42	48	40	47		
80043444344	708	82	11.6	38	41	54	26	52	23	41	32		
80043454345	149	62	41.6	25	36	41	20	28	31	33	25		
80043504350	261	35	13.4	19	10	25	5	15	14	12	12		
80043514351	367	70	19.1	40	29	42	25	37	30	44	22		
80043544354	941	166	17.6	92	62	99	57	95	52	93	53		
80043614361	612	102	16.7	58	41	68	29	60	38	55	40		
80043624362	793	104	13.1	52	44	61	30	49	40	42	43		
80043634363	387	70	18.1	33	33	48	21	42	24	42	21		
80043644364	404	67	16.6	33	30	41	20	32	28	33	25		
80043714371	543	106	19.5	58	39	69	25	63	29	59	29		
80043724372	497	101	20.3	38	58	61	35	56	37	48	42		
80043734373	1344	322	24.0	173	132	204	104	197	107	168	125		
80043744374	300	75	25.0	38	34	49	23	43	25	37	26		
Precinct Totals	12665	4253	33.6	1995	2008	2584	1319	2305	1546	2265	1474		
Absentee Totals	12665	2224	17.6	1114	980	1376	717	1245	796	1136	848		
Grand Totals	12665	6477	51.1	3109	2988	3960	2036	3550	2342	3401	2322		


A vertical bar chart consisting of 15 segments. The segments alternate between white and light gray, starting with a white segment at the top. The segments are of varying heights, with the top white segment being the tallest and the bottom white segment being the shortest. The total height of the bar is approximately 700 units.

Segment	Color	Approximate Height
1	White	100
2	Light Gray	50
3	White	50
4	Light Gray	50
5	White	50
6	Light Gray	50
7	White	50
8	Light Gray	50
9	White	50
10	Light Gray	50
11	White	50
12	Light Gray	50
13	White	50
14	Light Gray	50
15	White	50

***Grand Totals		City of Watsonville Measures S, T, U and V																
28		Registration	Ballots Cast	Turnout (%)	S - Watsonville: Public Water Additives (Maj) (1)		T - Watsonville Occupancy Tax (2/3) (1)		U - Watsonville: General Plan (Maj) Vote for 1		V - Watsonville: Mobile Home (Maj) Vote for 1							
					Yes	No	Yes	No	Yes	No	Yes	No	Yes	No				
Santa Cruz County	12665	6477	51.1		3109	2988			3960	2036			3550	2342			3401	2322
17th Congressional Distr	12665	6477	51.1		3109	2988			3960	2036			3550	2342			3401	2322
15th Senatorial District	12665	6477	51.1		3109	2988			3960	2036			3550	2342			3401	2322
28th Assembly District	12665	6477	51.1		3109	2988			3960	2036			3550	2342			3401	2322
2nd Supervisorial Distri	941	515	54.7		229	255			316	168			269	203			277	193
4th Supervisorial Distri	11724	5962	50.9		2880	2733			3644	1868			3281	2139			3124	2129
City Of Watsonville	12665	6477	51.1		3109	2988			3960	2036			3550	2342			3401	2322



***Absentee Totals		City of Watsonville Measures S, T, U and V													
28		Registration	Ballots Cast	Turnout (%)	S - Watsonville: Public Water Additives (Maj) (1)		T - Watsonville Occupancy Tax (2/3) (1)		U - Watsonville: General Plan (Maj) Vote for 1		V - Watsonville: Mobile Home (Maj) Vote for 1				
					Yes	No	Yes	No	Yes	No	Yes	No	Yes	No	
Santa Cruz County	12665	2224	17.6		1114	980		1376	717		1245	796		1136	848
17th Congressional Distr	12665	2224	17.6		1114	980		1376	717		1245	796		1136	848
15th Senatorial District	12665	2224	17.6		1114	980		1376	717		1245	796		1136	848
28th Assembly District	12665	2224	17.6		1114	980		1376	717		1245	796		1136	848
2nd Supervisorial Distri	941	147	15.6		69	71		86	56		74	61		75	60
4th Supervisorial Distri	11724	2077	17.7		1045	909		1290	661		1171	735		1061	788
City Of Watsonville	12665	2224	17.6		1114	980		1376	717		1245	796		1136	848



Local Measures W, X and Y															
	Registration	Ballots Cast	Turnout (%)	W - Capitola Transient Occupancy Tax - (2/3) (1) Yes	No	X - Capitola Term Limits (Ma) Vote for 1 Yes	No	Y - Pajaro Valley Fire District Bond - (2/3) (1) Yes	No						
12011201	239	0	0.0	0	0	0	0	0	0						
12021202	297	84	28.3	43	32	43	32	0	0						
12031203	4	0	0.0	0	0	0	0	0	0						
12081208	281	99	35.2	50	34	40	43	0	0						
20012001	764	300	39.3	0	0	0	0	151	114						
20022002	6	0	0.0	0	0	0	0	0	0						
20032003	175	0	0.0	0	0	0	0	0	0						
20042004	124	0	0.0	0	0	0	0	0	0						
20052005	49	0	0.0	0	0	0	0	0	0						
20082008	546	194	35.5	0	0	0	0	113	69						
20122012	807	270	33.5	0	0	0	0	166	76						
20212021	111	0	0.0	0	0	0	0	0	0						
20492049	48	0	0.0	0	0	0	0	0	0						
22012201	977	428	43.8	205	189	213	172	0	0						
22022202	689	264	38.3	124	113	120	117	0	0						
22042204	876	385	43.9	199	161	198	158	0	0						
22052205	842	334	39.7	163	152	171	135	0	0						
22062206	678	266	39.2	135	109	124	108	0	0						
22072207	10	0	0.0	0	0	0	0	0	0						
22082208	916	350	38.2	158	164	173	137	0	0						
40074007	883	327	37.0	0	0	0	0	203	104						
40084008	256	0	0.0	0	0	0	0	0	0						
40094009	189	0	0.0	0	0	0	0	0	0						
40164016	578	212	36.7	0	0	0	0	135	60						
40184018	436	141	32.3	0	0	0	0	86	40						
40264026	472	217	46.0	0	0	0	0	121	82						
40274027	11	0	0.0	0	0	0	0	0	0						
40294029	78	0	0.0	0	0	0	0	0	0						
40304030	493	172	34.9	0	0	0	0	118	45						
80012011201	239	118	49.4	54	58	52	62	0	0						
80012021202	297	61	20.5	31	26	33	22	0	0						
80012031203	4	0	0.0	0	0	0	0	0	0						
80012081208	281	76	27.0	41	31	34	35	0	0						
80020012001	764	112	14.7	0	0	0	0	56	52						
80020022002	6	1	16.7	0	0	0	0	0	1						
80020032003	175	113	64.6	0	0	0	0	49	54						
80020042004	124	89	71.8	0	0	0	0	68	17						
80020052005	49	31	63.3	0	0	0	0	22	8						
80020082008	546	100	18.3	0	0	0	0	61	30						
80020122012	807	165	20.4	0	0	0	0	96	60						
80020212021	111	77	69.4	0	0	0	0	30	40						
80020492049	48	20	41.7	0	0	0	0	7	11						
80022012201	977	151	15.5	66	75	73	67	0	0						
80022022202	689	127	18.4	63	57	64	53	0	0						
80022042204	876	172	19.6	82	83	90	74	0	0						
80022052205	842	184	21.9	88	81	94	75	0	0						
80022062206	678	94	13.9	36	48	47	32	0	0						
80022072207	10	0	0.0	0	0	0	0	0	0						
80022082208	916	130	14.2	52	65	71	40	0	0						
80040074007	883	199	22.5	0	0	0	0	111	78						
80040084008	256	113	44.1	0	0	0	0	70	39						
80040094009	189	99	52.4	0	0	0	0	58	32						
80040164016	578	69	11.9	0	0	0	0	35	30						
80040184018	436	60	13.8	0	0	0	0	39	20						
80040264026	472	78	16.5	0	0	0	0	41	34						
80040274027	11	0	0.0	0	0	0	0	0	0						
80040294029	78	54	69.2	0	0	0	0	34	15						
80040304030	493	112	22.7	0	0	0	0	73	32						
Precinct Totals	11835	4043	34.2	1077	954	1082	902	1093	590						
Absentee Totals	11835	2605	22.0	513	524	558	460	850	553						
Grand Totals	11835	6648	56.2	1590	1478	1640	1362	1943	1143						

A vertical bar chart consisting of 15 segments. The segments alternate in color, starting with a white segment at the top, followed by a light gray segment, and continuing this pattern down to the bottom. The segments are of varying heights, with the top segment being the tallest and the bottom segment being the shortest. The chart is positioned on the left side of the page.

***Grand Totals	Local Measures W, X and Y													
29	Registration	Ballots Cast	Turnout (%)	W - Capitola Transient Occupancy Tax - (2/3) (1)		X - Capitola Term Limits (Maj) Vote for 1		Y - Pajaro Valley Fire District Bond - (2/3) (1)						
				Yes	No	Yes	No	Yes	No					
Santa Cruz County	11835	6648	56.2	1590	1478	1640	1362	1943	1143					
14th Congressional Distr	3459	1964	56.8	0	0	0	0	1190	653					
17th Congressional Distr	8376	4684	55.9	1590	1478	1640	1362	753	490					
11th Senatorial District	5809	3323	57.2	1590	1478	1640	1362	0	0					
15th Senatorial District	6026	3325	55.2	0	0	0	0	1943	1143					
27th Assembly District	6856	3972	57.9	1590	1478	1640	1362	394	212					
28th Assembly District	4979	2676	53.7	0	0	0	0	1549	931					
1st Supervisorial Distri	821	438	53.3	219	181	202	194	0	0					
2nd Supervisorial Distri	7618	4357	57.2	1371	1297	1438	1168	819	532					
4th Supervisorial Distri	3396	1853	54.6	0	0	0	0	1124	611					
City Of Capitola	5809	3323	57.2	1590	1478	1640	1362	0	0					
Unincorporated Area	6026	3325	55.2	0	0	0	0	1943	1143					

